

 **NISSAN**
GENUINE PARTS

PARTS CATALOG

NISSAN FORKLIFT

MODEL H01 SERIES


USA & CANADA

APR. 1986 ISSUE



Pub. No. C-F100U

Install the best!
GENUINE NISSAN PARTS



NISSAN FORKLIFT

USA & CANADA

PARTS CATALOG

MODEL **H01** SERIES



NISSAN MOTOR CO., LTD.

Parts Division
Engineering Department

17-1, GINZA 6-CHOME, CHUO-KU
TOKYO, JAPAN 104
Telex: NISMO J22503
Cable Address: NISMO TOKYO

Pub. No. C-F100U

FIRST EDITION : APRIL 1986

USA & CANADA

PARTS CATALOG

MODEL H01 SERIES

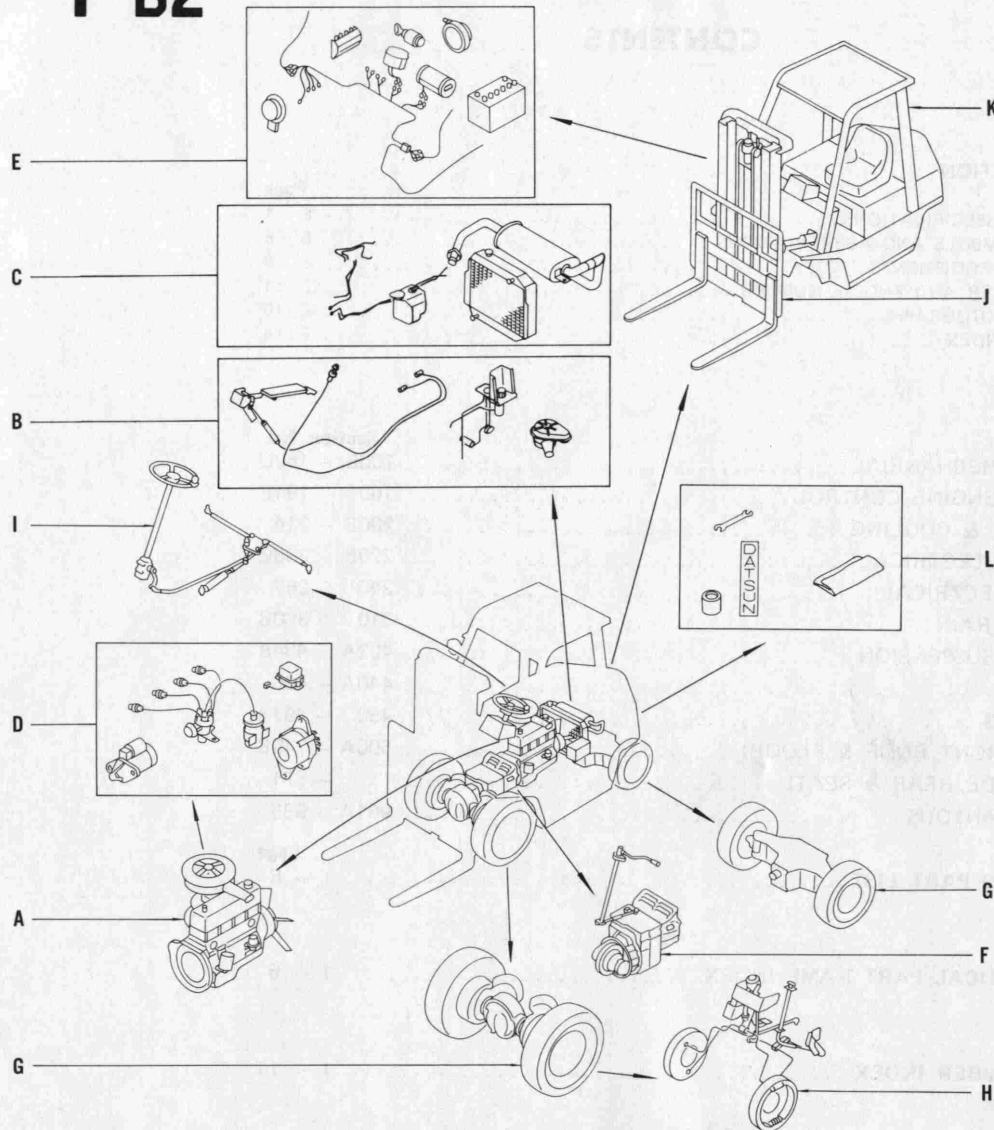
© 1986 NISSAN MOTOR CO., LTD.

All Rights Reserved. No part of this publication may be reproduced in any form without the prior written permission of the publisher.

THIS CATALOG IS A COPY OF THE MICROFICHE
PARTS CATALOG ISSUED IN APRIL 1986

Printed in Japan

FICHE

1-B2**GENERAL INDEX**

1-B1 INTRODUCTION

A 2-B1 ENGINE MECHANICAL

B 2-E1 FUEL & ENGINE CONTROL

C 2-G1 EXHAUST & COOLING

D 2-H1 ENGINE ELECTRICAL

E 2-i 1 BODY ELECTRICAL

F 2-J1 POWER TRAIN

G 2-K1 AXLE & SUSPENSION

H 2-L1 BRAKE

I 2-M1 STEERING

J 3-B1 BODY (FRONT, ROOF & FLOOR)

K 3-i 1 BODY (SIDE, REAR & SEAT)

L 3-J1 MISCELLANEOUS

1-K 1 STANDARD PART LIST

1-L 1 ALPHA PART NAME INDEX

1-M 1 PART NO. INDEX

* ILLUSTRATIONS SHOWN IN GENERAL INDEX AND GROUP INDEX ARE GENERALIZED DESCRIPTIONS FOR ALL MODELS AND ARE NOT PRECISE IN ALL DETAILS.

CONTENTS

INTRODUCTION

	Page
GENERAL SPECIFICATIONS	E 1
GROUP SYMBOLS AND ABBREVIATIONS	E 6
OPTIONAL EQUIPMENTS	E 9
CAR NUMBER AND ENGINE NUMBER	E 14
MODEL PHOTOGRAPH	E 15
SECTION INDEX	E 16

TEXT

	Section No.
ENGINE MECHANICAL	100B - 152C
FUEL & ENGINE CONTROL	160B - 191B
EXHAUST & COOLING	200B - 214
ENGINE ELECTRICAL	220B - 233C
BODY ELECTRICAL	240 - 267
POWER TRAIN	310 - 380B
AXLE & SUSPENSION	402A - 434B
BRAKE	440A - 466
STEERING	480 - 497B
BODY (FRONT, ROOF & FLOOR)	500A - 740B
BODY (SIDE, REAR & SEAT)	- 871
MISCELLANEOUS	991A - 995

	Page
STANDARD PART LIST	1 - 6

ALPHABETICAL PART NAME INDEX	1 - 6
------------------------------------	-------

PART NUMBER INDEX	1 - 14
-------------------------	--------

GENERAL SPECIFICATION

INTRODUCTION

Item No.	Description	Quantity	Unit	Remarks
1
2
3
4
5
6
7
8
9
10
11
12
13
14
15
16
17
18
19
20
21
22
23
24
25
26
27
28
29
30
31
32
33
34
35
36
37
38
39
40
41
42
43
44
45
46
47
48
49
50
51
52
53
54
55
56
57
58
59
60
61
62
63
64
65
66
67
68
69
70
71
72
73
74
75
76
77
78
79
80
81
82
83
84
85
86
87
88
89
90
91
92
93
94
95
96
97
98
99
100

GENERAL SPECIFICATIONS

DIMENSIONS AND LIFTING CAPACITY: —PNEUMATIC TYPE—

ITEM	MODEL	1.0 TON	1.35 TON	1.5 TON	1.75 TON
		PH01A10V EH01A10V	PH01A14V EH01A14V	PH01A15V EH01A15V	PH01A18V EH01A18V
Max. lifting capacity	kg(lb)	1,000 (2,000)	1,350 (2,700)	1,500 (3,000)	1,750 (3 500)
Max. lifting height	mm(in)	3,300 (130)			
Overall length, less fork	mm(in)	2,105 (82.9)	2,170 (85.4)	2,185 (86.0)	2,215 (87.2)
Overall width	mm(in)	1,065 (41.9)			
Overall height	Overhead guard	mm(in)	2,050 (80.7)		
	Mast (Lowered)	mm(in)	2,145 (84.4)		
	Mast (Extended)	mm(in)	4,555 (179.3)		
Wheelbase	mm(in)	1,350 (53.1)			
Tread	Front	mm(in)	885 (34.8)		
	Rear	mm(in)	900 (35.4)		
Fork length	mm(in)	1,070 (42.1)			
Min. ground clearance	mm(in)	115 (4.5)			

DIMENSIONS AND LIFTING CAPACITY: -CUSHION TYPE-

ITEM	MODEL	1.0 TON	1.25 TON	1.5 TON	1.75 TON
		CPH01A10V	CPH01A13V	CPH01A15V	CPH01A18V
Max. lifting capacity	kg(lb)	1,000 (2,000)	1,250 (2,500)	1,500 (3,000)	1,750 (3 500)
Max. lifting height	mm(in)	3,300 (130)			
Overall length, less fork	mm(in)	1,915 (75.4)	1,960 (77.2)	2,010 (79.1)	2,055 (80.9)
Overall width	mm(in)	915 (36.0)			
Overall height	Overhead guard	mm(in)	1,980 (78.0)		
	Mast (Lowered)	mm(in)	2,105 (82.9)		
	Mast (Extended)	mm(in)	4,555 (179.3)		
Wheelbase	mm(in)	1,200 (47.2)			
Tread	Front	mm(in)	760 (29.9)		
	Rear	mm(in)	800 (31.5)		
Fork length	mm(in)	1,070 (42.1)			
Min. ground clearance	mm(in)	75 (3.0)			

ENGINE:

ENGINE SPECIFICATION			
Type		H20	SD25
No. of cylinders and arrangement		4 cylinders in line	
Cycle and valve arrangement		4 cycle O.H.V.	
Bore	mm(in)	87.2 (3.43)	89.0 (3.50)
Stroke	mm(in)	83.0 (3.27)	100.0 (3.94)
Displacement	cc(cu. in)	1,982 (120.94)	2,488 (151.82)
FUEL SYSTEM			
Classification		Gasoline	Diesel
Fuel device		Carburetor (single) Single barrel down draft	INJECTION PUMP (BOSCH VE TYPE)
Fuel pump type		Mechanical diaphragm	————
Air cleaner type		Dry paper (CYCLON TYPE)	
Fuel tank capacity	ℓ(U.S. gal)	46 (12.14)	28 (7.39)
			46 (12.14)
LUBRICATION SYSTEM			
Lubrication method		Full flow	
Oil filter type		Cartridge	
Oil pump type		Gear	
Oil capacity (with oil filter)	ℓ(U.S. gal)	4.2 (1.11)	6.0 (1.59)
ELECTRIC SYSTEM			
Voltage		12V-60AH	12V-80AH
APPLIED MODEL		PH01A10V PH01A14V PH01A15V PH01A18V	CPH01A10V CPH01A13V CPH01A15V CPH01A18V
			EH01A10V EH01A14V EH01A15V EH01A18V

POWER TRAIN:

TRANSMISSION				
ITEM		TYPE	AUTOMATIC TRANSMISSION (F136U)	
Converter			F25A	
Shift lever position			Column	
Gear ratio	Forward		3.105	
	Backward		3.105	
FINAL GEAR				
Model			H263	
Type			Hypoid gear	
Gear ratio			5.286	4.375
APPLIED MODEL		PH01A10V PH01A14V PH01A15V PH01A18V	EH01A10V EH01A14V EH01A15V EH01A18V	CPH01A10V CPH01A14V CPH01A15V CPH01A18V

CHASSIS:

STEERING			
Gear type		Fully hydraulic power steering	
TIRE			
Tire type	Front	6.50-10-10PR (I)	18 x 6 x 12-1/8
	Rear	5.00-8-8PR (I)	14 x 4-1/2 x 8
HYDRAULIC OIL PUMP			
Type		KRP4-19CVPG	KRP4-23CVMG
Drive type		Gear	Chain
APPLIED MODEL	EH01A10V EH01A14V EH01A15V EH01A18V	PH01A10V PH01A14V PH01A15V PH01A18V	CPH01A10V CPH01A13V CPH01A15V CPH01A18V

GROUP SYMBOLS AND ABBREVIATIONS

DEFINITION OF GROUP SYMBOLS

1K GROUP OF 1.0TON, 1.25TON, 1.35TON & 1.5TON
 1.0TON LIFTING CAPACITY OF 1,000kg OR 2,000lbs
 1.25TON LIFTING CAPACITY OF 1,250kg OR 2,500lbs
 1.35TON LIFTING CAPACITY OF 1,350kg OR 2,700lbs
 1.5TON LIFTING CAPACITY OF 1,500kg OR 3,000lbs
 1.75TON LIFTING CAPACITY OF 1,750kg OR 3,500lbs
 H20 H20 TYPE ENGINE
 SD25 SD25 TYPE DIESEL ENGINE
 PNEU PNEUMATIC TYPE
 CUSH CUSHION TYPE
 ATM AUTOMATIC TRANSMISSION
 EXC EXCEPT
 XXXF FOR EXAMPLE 330F MEANS 330cm (129.9 in) LIFTING HEIGHT
 DOUBLE DOUBLE TIRE
 ANSI AMERICAN NATIONAL STANDARD INSTITUTE
 2F 2 STAGE FULL FREE MAST
 3F 3 STAGE FULL FREE MAST
 2W 2 STAGE WIDE VIEW MAST
 2W-H 2 STAGE WIDE VIEW MAST WITH FREE LIFT
 GAS GASOLINE ENGINE

DEFINITION OF GROUP SYMBOLS IN "S" COLUMN:

* NON-AVAILABLE ITEM OR OLD ITEM SUPERSEDED BY A NEW ONE.
 # CONDITIONAL ORDER ITEM. SEPARATE YOUR ORDERS FROM ORDINARY ONES.

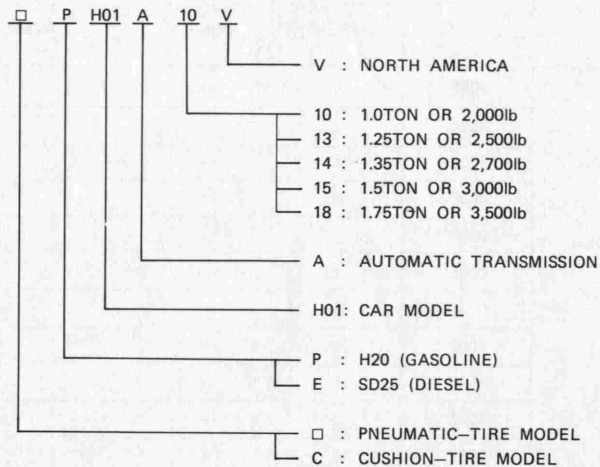
GROUP SYMBOL AND ABBREVIATIONS

CLASSIFICATIONS OF MODELS:

GROUP SYMBOL MODEL	STYLE		ENGINE		LIFTING CAPACITY					TRANSMISSION
	PNEUMATIC	CUSHION	H20	SD25	1.0TON	1.25TON	1.35TON	1.5TON	1.75TON	AUTOMATIC
PH01A10V	○		○		○					○
PH01A14V	○		○				○			○
PH01A15V	○		○					○		○
PH01A18V	○		○						○	○
EH01A10V	○			○	○					○
EH01A14V	○			○			○			○
EH01A15V	○			○				○		○
EH01A18V	○			○					○	○
CPH01A10V		○	○		○					○
CPH01A13V		○	○			○				○
CPH01A15V		○	○					○		○
CPH01A18V		○	○						○	○

OPTIONAL EQUIPMENTS

MODEL IDENTIFICATIONS;



NOTE : □ means no indication.

OPTIONAL EQUIPMENTS

○ : STANDARD △ : OPTION

ITEM		PNEU	CUSH	REMARKS
MAST	2-stage wide view mast (2W)	208F	△	—
		250F	△	—
		270F	△	—
		300F	△	—
		330F	○	—
		350F	△	—
		370F	△	—
		400F	△	—
		450F	△	—
		500F	△	—
	2-stage wide view mast with free lift (2W-H)	208F	△	△
		250F	△	△
		270F	△	△
		300F	△	△
		330F	△	○
		350F	△	△
		370F	△	△
		400F	△	△
		450F	△	△
500F		△	△	

○ : STANDARD

△ : OPTION

ITEM		PNEU	CUSH	REMARKS
MAST	2-stage full free mast (2F)	208F	△	△
		250F	△	△
		270F	△	△
		300F	△	△
		330F	△	△
		350F	△	△
		370F	△	△
	3-stage full free mast (3F)	400F	△	△
		385F	△	△
		430F	△	△
		475F	△	△
		515F	△	△
		550F	△	△
		600F	△	△
650F	△	△		
700F	△	△		
× Without mast		△	△	
FORK & CARRIAGE	Without fork		○	○
	920 (36.2)		△	△
	1,000 (39.4)		△	△
	1,070 (42.1)		△	△
	1,150 (45.3)		△	△
	1,220 (48.0)		△	△
	1,370 (53.9)		△	△
	Fork mm (in)			

× Combination without carriage backrest or fork

ITEM		PNEU	CUSH	REMARKS	
FORK & CARRIAGE	Extension fork mm (in)	1,000(39.4)	Δ	Δ	EXC 1.75TON
		1,100(43.3)	Δ	Δ	EXC 1.75TON
		1,200(47.2)	Δ	Δ	
		1,300(51.2)	Δ	Δ	
		1,500(59.1)	Δ	Δ	
	Wide carriage		Δ	—	
	Wide backrest		Δ	—	
MAST FITTINGS	High backrest		○	○	
	Without backrest		Δ	Δ	
	Tilt cylinder bellows		Δ	Δ	
	CONTROL VALVE	Hydraulic control valve	2 spool	Δ	Δ
3 spool			○	○	
4 spool			Δ	Δ	
Single control lever			○	○	
Double control lever			Δ	Δ	
ENGINE CONTROL	Ic ignition system		○	○	H20 Model only
	Auto glow and auto stop system		○	—	SD25 Model only
	Reduction starter		※ Δ	Δ	※ STD FOR SD25 MODEL
	Anti-restart system		○	○	
	Neutral-start switch		○	○	

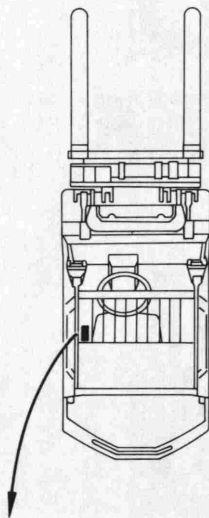
	ITEM	PNEU	CUSH	REMARKS
ENGINE FITTING	Plate fin radiator	○	○	
	Radiator screen	△	△	
	Cyclone air cleaner	○	○	
	Water separator	○	—	SD25 model only
	High capacity battery	○	○	H20 model only
TIRE AND RIMS	J-lug tire (steel breaker)	○	—	
	J-lug tire (textile)	△	—	
	Pneumatic type solid tire	△	—	
	Double tire	△	—	
	Cushion tire	—	○	
	Wide tire	—	△	
	Wide tread	—	△	
	Wide tire and wide tread	—	△	


	ITEM	PNEU	CUSH	REMARKS
CABIN FITTINGS	Sun blind	Δ	Δ	
	Rearview-mirrors	Δ	Δ	
	Heater seat	Δ	—	
	Suspension seat	Δ	Δ	
LIGHTS & ALARM BUZZER	Headlights (with guard)	○	○	
	*Turn signal lights	Δ	Δ	
	*Rear combination lights (with guard)	Δ	Δ	Brake lights, tail lights, Rear turn signal lights, Back-up light.
	*Back-up buzzer	Δ	Δ	
	Parking brake warning buzzer	Δ	Δ	
METERS & GAUGE	Hour meter	○	○	
	Water temperature meter	○	○	
	Torque converter oil temperature meter	○	○	
	Fuel gauge	○	○	
	**Safety monitor	Δ	Δ	Cooling water level warning light.

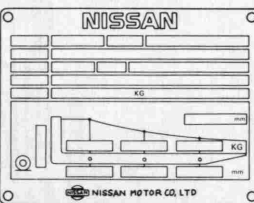
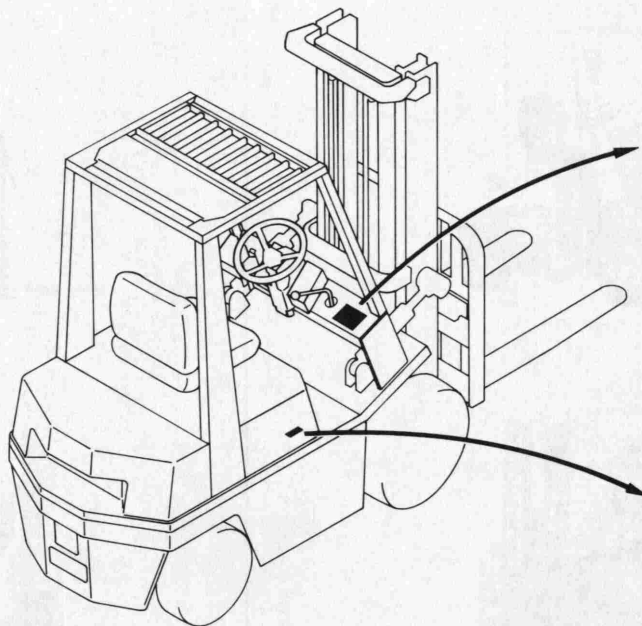
- * Turn signal lights, rear combination lights and back-up buzzer are an optional combination. (They cannot be available separately.)
- ** Battery charge warning light, engine oil pressure warning light, brake fluid level warning light and glow plug pilot light (Diesel) are standard.

CAR NUMBER AND ENGINE NUMBER


To choose the right parts, always refer to the Car Nos.,
or engine Nos., which are located in the engine room (see below).






ENGINE NUMBER
on the wall of the
cylinder block



TYPE PLATE
(CAR NUMBER PLATE)
on the right-hand of
instrument panel



CHASSIS NUMBER
on the right-hand
side of frame

NISSAN FORK LIFT
PNEUMATIC TYPE
MODEL P(E)H01A10(14)(15)(18)V



This photo is for the Model PH01A15V

NISSAN FORK LIFT
CUSHION TYPE
MODEL CPH01A10(13)(15)(18)V



This photo is for the Model CPH01A15V

SECTION INDEX

ENGINE MECHANICAL

SECTION NAME	SECTION NO.	GRID
ENGINE ASSEMBLY -H20-	100B	B 2
ENGINE ASSEMBLY -SD25-	100C	B 3
ENGINE GASKET KIT -H20-	102B	B 4
ENGINE GASKET KIT -SD25-	102C	B 5
CYLINDER BLOCK & OIL PAN -H20-	110B	B 6
CYLINDER BLOCK & OIL PAN -SD25-	110C	B 8
CYLINDER HEAD & ROCKER COVER -H20-	111B	B10
CYLINDER HEAD & ROCKER COVER -SD25-	111C	B11
ENGINE MOUNTING -H20-	112B	B13
ENGINE MOUNTING -SD25-	112C	B14
CRANKCASE VENTILATION -H20-	118B	B15
PISTON, CRANKSHAFT & FLYWHEEL -H20-	120B	B16
PISTON, CRANKSHAFT & FLYWHEEL -SD25-	120C	C 3
CAMSHAFT & VALVE MECHANISM -H20-	130B	C 5
CAMSHAFT & VALVE MECHANISM -SD25-	130C	C 7
FRONT COVER & FITTING -H20-	135B	C 9
FRONT COVER & FITTING -SD25-	135C	C10
MANIFOLD -H20-	140B	C12
MANIFOLD -SD25-	140C	C13
VENTURI -SD25-	143C	C14
LUBRICATING SYSTEM -H20-	150B	C15
OIL PUMP -SD25-	151C	C16
OIL FILTER ASSEMBLY -SD25-	152C	D 2

FUEL & ENGINE CONTROL

SECTION NAME	SECTION NO.	GRID
CARBURETOR -H20-	160B	E 2
FUEL STRAINER & FUEL HOSE -H20-	164B	E 5
FUEL STRAINER & FUEL HOSE -SD25-	164C	E 6
AIR CLEANER -H20-	165B	E 7
AIR CLEANER -SD25-	165C	E 8

SECTION NAME	SECTION NO.	GRID
FUEL PUMP -H20-	170B	E 9
FUEL TANK -H20-	172B	E10
FUEL TANK -SD25-	172C	E12
FUEL PIPING -H20-	173B	E13
FUEL PIPING -SD25-	173C	E14
ACCELERATOR LINKAGE -H20-	180B	E15
ACCELERATOR LINKAGE -SD25-	180C	E16
FUEL SUPPLY SYSTEM -SD25-	185C	F 2
FUEL INJECTION PUMP -SD25-	186C	F 6
GOVERNOR -H20-	191B	F 7

EXHAUST & COOLING

SECTION NAME	SECTION NO.	GRID
EXHAUST TUBE & MUFFLER -H20-	200B	G 2
EXHAUST TUBE & MUFFLER -SD25-	200C	G 3
WATER PUMP, COOLING FAN & THERMOSTAT -H20-	210B	G 4
WATER PUMP, COOLING FAN & THERMOSTAT -SD25-	210C	G 5
OIL COOLER -SD25-	213C	G 6
RADIATOR, SHROUD & FITTING	214	G 7

ENGINE ELECTRICAL

SECTION NAME	SECTION NO.	GRID
IGNITION SYSTEM -H20-	220B	H 2
DISTRIBUTOR -H20-	221B	H 4
VACUUM PIPING -H20-	223B	H 6
ALTERNATOR FITTING -H20-	230B	H 7

SECTION NAME	SECTION NO.	GRID
ALTERNATOR FITTING -SD25-	230C	H 8
ALTERNATOR -H20-	231B	H 9
ALTERNATOR -SD25-	231C	H10
STARTER MOTOR -H20-	233B	H11
STARTER MOTOR -SD25-	233C	H12

BODY ELECTRICAL

SECTION NAME	SECTION NO.	GRID
WIRING (ENGINE ROOM & INSTRUMENT)	240	I 2
WIRING (BODY)	241	I 3
BATTERY & BATTERY MOUNTING	244	I 4
INSTRUMENT METER & GAUGE	248	I 5
SWITCH	251	I 7
ELECTRICAL UNIT	253	I 8
HEAD LAMP	260	I 9
FRONT COMBINATION LAMP	261	I10
REAR COMBINATION LAMP	265	I11
LAMPS (OTHERS)	267	I12

POWER TRAIN

SECTION NAME	SECTION NO.	GRID
TRANSMISSION ASSEMBLY & FITTING (ATH)	310	J 2
TORQUE CONVERTER CASE & HOUSING (ATH)	311	J 3
OIL PUMP PARTS (ATH)	313	J 5
GOVERNOR & GEAR PARTS (ATH)	314	J 6
CLUTCH & BRAKE BAND (ATH)	315	J 7
CONTROL VALVE (ATH)	317	J 9
CONTROL SWITCH (ATH)	319	J11
TRANSMISSION CONTROL (ATH)	349	J12
FINAL DRIVE ASSEMBLY -ATH-	380B	J13

AXLE & SUSPENSION

SECTION NAME	SECTION NO.	GRID
DRIVE AXLE -PNEU-	402A	K 2
DRIVE AXLE -CUSH-	402B	K 4
STEERING AXLE -PNEU-	403A	K 5
STEERING AXLE -CUSH-	403B	K 7
ROAD WHEEL & TIRE -PNEU- (FRONT)	433A	K 8
ROAD WHEEL & TIRE -CUSH- (FRONT)	433B	K 9
ROAD WHEEL & TIRE -PNEU- (REAR)	434A	K10
ROAD WHEEL & TIRE -CUSH- (REAR)	434B	K11

BRAKE

SECTION NAME	SECTION NO.	GRID
FRONT BRAKE -PNEU-	440A	L 2
FRONT BRAKE -CUSH-	440B	L 5
PARKING BRAKE CONTROL	443	L 8

SECTION NAME	SECTION NO.	GRID
BRAKE MASTER CYLINDER	460	L 9
BRAKE PIPING & CONTROL -PNEU-	462A	L10
BRAKE PIPING & CONTROL -CUSH-	462B	L11
BRAKE & CLUTCH PEDAL -ATH-	465B	L12
INCHING CONTROL	466	L13

STEERING

SECTION NAME	SECTION NO.	GRID
STEERING GEAR	480	M 2
STEERING WHEEL	484	M 4
STEERING LINKAGE -FULLY HYDRAULIC POWER STEERING-	485	M 5
STEERING COLUMN	488	M 7
POWER STEERING PIPING -PNEU-	497A	M 8
POWER STEERING PIPING -CUSH-	497B	M 9

BODY
(FRONT, ROOF & FLOOR)

SECTION NAME	SECTION NO.	GRID
FRAME -PNEU-	500A	B 2
FRAME -CUSH-	500B	B 3
LIFT CYLINDER -2W-	580A	B 4
LIFT CYLINDER -2F-	580B	B 7
LIFT CYLINDER -3F-	580C	B 9
CHAIN WHEEL -2W-	585A	B11
CHAIN WHEEL -3F-	585C	B13
TILT CYLINDER -PNEU-	586A	B15
TILT CYLINDER -CUSH-	586B	C 2
MAST -2W-	591A	C 4
MAST -2F-	591B	C10
MAST -3F-	591C	C12
CARRIAGE, BACK REST & FORK -2W-	595A	C16
CARRIAGE, BACK REST & FORK -2F-	595B	D 7
CARRIAGE, BACK REST & FORK -3F-	595C	D12
CARRIAGE, W/PIPING -ATTACHMENT- -2W-	596A	E 3
CARRIAGE, W/PIPING -ATTACHMENT- -3F-	596C	E 7
TOP PANEL, HINGE & FITTING -PNEU-	655A	E10
TOP PANEL, HINGE & FITTING -CUSH-	655B	E12
INSTRUMENT PANEL, PAD & CLUSTER LID	680	E14
HYDRAULIC OIL PUMP & FITTING -PNEU-	691A	E15
HYDRAULIC OIL PUMP & FITTING -CUSH-	691B	E16
HYDRAULIC OIL PUMP ASSEMBLY	692	F 2
HYDRAULIC CONTROL VALVE & FITTING	693	F 4
HYDRAULIC CONTROL LEVER -2 SPOOL-1 LEVER-	695A	F 9
HYDRAULIC CONTROL LEVER -3 SPOOL-2 LEVER-	695B	F10
HYDRAULIC CONTROL LEVER -4 SPOOL-3 LEVER-	695C	F12
HYDRAULIC CONTROL LEVER -2 SPOOL-2 LEVER-	695D	F14

SECTION NAME	SECTION NO.	GRID
HYDRAULIC CONTROL LEVER -3 SPOOL-3 LEVER-	695E	F15
HYDRAULIC CONTROL LEVER -4 SPOOL-4 LEVER-	695F	G 2
HYDRAULIC OIL PIPING -PNEU-	697A	G 4
HYDRAULIC OIL PIPING -CUSH-	697B	G 6
HYDRAULIC OIL PIPING (MAST) -2W-	698A	G 8
HYDRAULIC OIL PIPING (MAST) -2F-	698B	G 9
HYDRAULIC OIL PIPING (MAST) -3F-	698C	G10
HYDRAULIC OIL PIPING (ATTACHMENT) -2W-	699A	G12
HYDRAULIC OIL PIPING (ATTACHMENT) -2F-	699B	G15
HYDRAULIC OIL PIPING (ATTACHMENT) -3F-	699C	G16
OVER HEAD GUARD -PNEU-	737A	H 2
OVER HEAD GUARD -CUSH-	737B	H 4
FLOOR PANEL -PNEU-	740A	H 6
FLOOR PANEL -CUSH-	740B	H 7

BODY
(SIDE, REAR & SEAT)

SECTION NAME	SECTION NO.	GRID
SEAT	871	I 2

MISCELLANEOUS

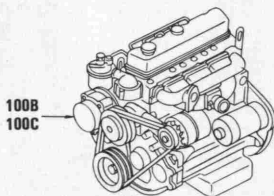
SECTION NAME	SECTION NO.	GRID
CAUTION PLATE & LABEL	991A	J 2
CAUTION PLATE & LABEL -FRENCH-	991B	J 4

SECTION NAME	SECTION NO.	GRID
TOOL KIT	995	J 5

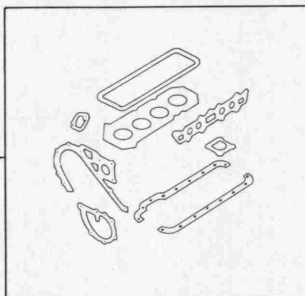
LEFT PAGE & FIGURE

FIGURE NO.	DESCRIPTION	FIGURE NO.	DESCRIPTION
1	...	1	...
2	...	2	...
3	...	3	...
4	...	4	...
5	...	5	...
6	...	6	...
7	...	7	...
8	...	8	...
9	...	9	...
10	...	10	...
11	...	11	...
12	...	12	...
13	...	13	...
14	...	14	...
15	...	15	...
16	...	16	...
17	...	17	...
18	...	18	...
19	...	19	...
20	...	20	...
21	...	21	...
22	...	22	...
23	...	23	...
24	...	24	...
25	...	25	...
26	...	26	...
27	...	27	...
28	...	28	...
29	...	29	...
30	...	30	...
31	...	31	...
32	...	32	...
33	...	33	...
34	...	34	...
35	...	35	...
36	...	36	...
37	...	37	...
38	...	38	...
39	...	39	...
40	...	40	...
41	...	41	...
42	...	42	...
43	...	43	...
44	...	44	...
45	...	45	...
46	...	46	...
47	...	47	...
48	...	48	...
49	...	49	...
50	...	50	...
51	...	51	...
52	...	52	...
53	...	53	...
54	...	54	...
55	...	55	...
56	...	56	...
57	...	57	...
58	...	58	...
59	...	59	...
60	...	60	...
61	...	61	...
62	...	62	...
63	...	63	...
64	...	64	...
65	...	65	...
66	...	66	...
67	...	67	...
68	...	68	...
69	...	69	...
70	...	70	...
71	...	71	...
72	...	72	...
73	...	73	...
74	...	74	...
75	...	75	...
76	...	76	...
77	...	77	...
78	...	78	...
79	...	79	...
80	...	80	...
81	...	81	...
82	...	82	...
83	...	83	...
84	...	84	...
85	...	85	...
86	...	86	...
87	...	87	...
88	...	88	...
89	...	89	...
90	...	90	...
91	...	91	...
92	...	92	...
93	...	93	...
94	...	94	...
95	...	95	...
96	...	96	...
97	...	97	...
98	...	98	...
99	...	99	...
100	...	100	...

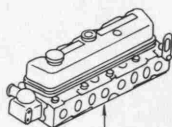
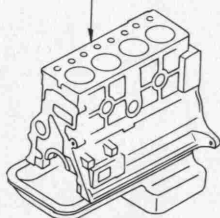
ILLUSTRATIONS SHOWN IN GENERAL INDEX AND GROUP INDEX ARE GENERALIZED DESCRIPTIONS FOR ALL MODELS AND ARE NOT PRECISE IN ALL DETAILS.



102B
102C

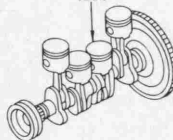


110B
110C

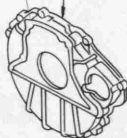


111B
111C

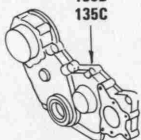
120B
120C



135B
135C



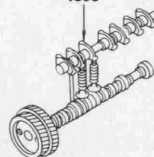
135B
135C



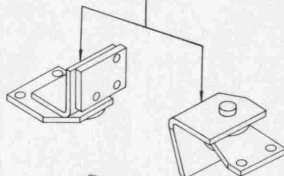
118B



130B
130C



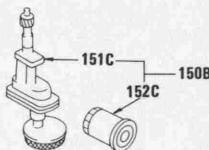
112B
112C



151C

150B

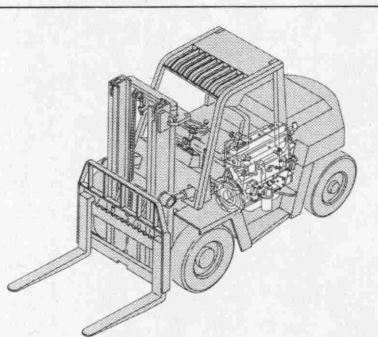
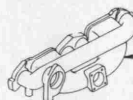
152C



143C



140B
140C



SECTION NAME SECTION NO. GRID

ENGINE ASSEMBLY -H20-	100B	B 2
ENGINE ASSEMBLY -SD25-	100C	B 3
ENGINE GASKET KIT -H20-	102B	B 4
ENGINE GASKET KIT -SD25-	102C	B 5
CYLINDER BLOCK & OIL PAN -H20-	110B	B 6
CYLINDER BLOCK & OIL PAN -SD25-	110C	B 8
CYLINDER HEAD & ROCKER COVER -H20-	111B	B10
CYLINDER HEAD & ROCKER COVER -SD25-	111C	B11
ENGINE MOUNTING -H20-	112B	B13
ENGINE MOUNTING -SD25-	112C	B14
CRANKCASE VENTILATION -H20-	118B	B15
PISTON, CRANKSHAFT & FLYWHEEL -H20-	120B	B16
PISTON, CRANKSHAFT & FLYWHEEL -SD25-	120C	C 3
CAMSHAFT & VALVE MECHANISM -H20-	130B	C 5
CAMSHAFT & VALVE MECHANISM -SD25-	130C	C 7
FRONT COVER & FITTING -H20-	135B	C 9
FRONT COVER & FITTING -SD25-	135C	C10
MANIFOLD -H20-	140B	C12
MANIFOLD -SD25-	140C	C13
VENTURI -SD25-	143C	C14
LUBRICATING SYSTEM -H20-	150B	C15
OIL PUMP -SD25-	151C	C16
OIL FILTER ASSEMBLY -SD25-	152C	D 2

S-B1

GROUP INDEX

INDEX WITH NAME

1. [Illegible text]

2. [Illegible text]

3. [Illegible text]

FICHE

2-B2

CONJUNTO DEL MOTOR

ENSEMBLE MOTEUR

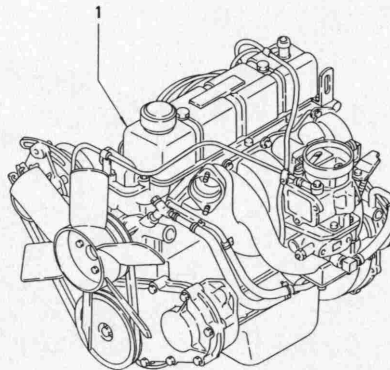
MOTOR KOMPLETT

جميع المدرك

SECTION NO.

EN 100B-1ENGINE ASSEMBLY
-H20-

NOTE



N C	s	KEY NO.	PART NUMBER	PART NAME	SPECIFICATION	QTY	UNIT PKG. FOR DIST.	P M C	APPLIED MODEL	APPLIED DATE	ICA NF	FORMER PART NO.	K D	REMARK
N		1 01	10100-00H0D	ENGINE ASSY, W/DRIVE PLATE	UL-"G" TYPE	01			H20	0486-				
N		02	-01H0D		UL-G COLD F/COLD	01			OP:H20	0486-				

FIGHE

2-B3

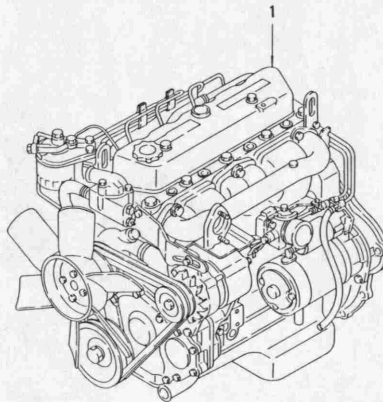
CONJUNTO DEL MOTOR

ENSEMBLE MOTEUR

MOTOR KOMPLETT

مجمع المحرك

SECTION NO.

EN 100C-1ENGINE ASSEMBLY
-SD25-

NOTE

N C	S	KEY NO.	PART NUMBER	PART NAME	SPECIFICATION	QTY	UNIT PKG FOR DIST	P M C	APPLIED MODEL	APPLIED DATE	ICA NF	FORMER PART NO.	K D	REMARK
N		1 01	10100-10HA3	ENGINE ASSY, W/DRIVE PLATE	STD	01			SD25	0486-				
N		02	-11HA3		F/COLD F/COLD	01			OP:SD25	0486-				

FICHE

2-B4JUEGO DE EMPAQUETADU-
RAS DEL MOTOR

JEU DE JOINTS DE MOTEUR

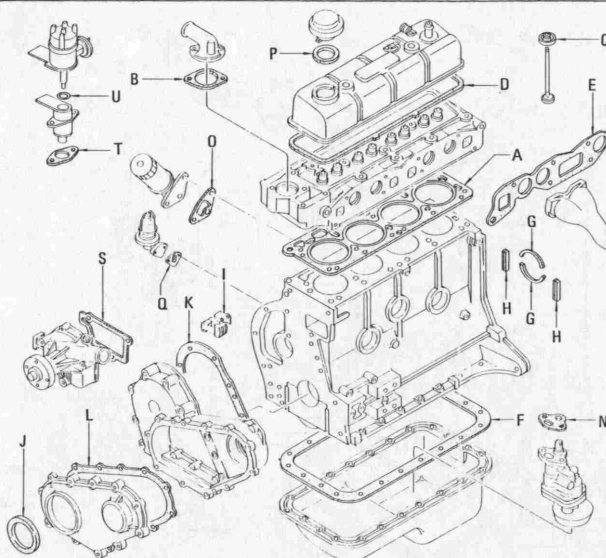
MOTORDICHTUNGSSATZ

مجمع حشية المحرك

SECTION NO.

EN 102B-1ENGINE GASKET KIT
-H20-

NOTE



NOTE; KEY NO. 1 GASKET KIT-VALVE REGRIND

	QTY
A GASKET-CYLINDER HEAD	1
B WASHER-JOINT, WATER OUTLET	1
C SEAL-OIL VALVE	8
D PACKING-ROCKER COVER	1
E GASKET-MANIFOLD	1

KEY NO. 2 GASKET KIT-ENGINE REPAIR

	QTY
A GASKET-CYLINDER HEAD	1
B GASKET-WATER OUTLET	1
F SEAL-OIL PAL	1
G SEAL-OIL CRANKSHAFT REAR	2
H SEAL-OIL BEARING CAP SIDE	2
I GASKET-CHAIN TENSIONER	1
C SEAL-OIL VALVE	8
D GASKET-ROCKER COVER	1
J SEAL-OIL FRONT COVER	1
K GASKET-HOUSING TO CYLINDER BLOCK	1
L PACKING-FRONT COVER	1
E GASKET-MANIFOLD TO CYLINDER HEAD	1
M GASKET-WATER JACKET	1
N GASKET-OIL PUMP	1
O GASKET-OIL FILLER	1
P PACKING-OIL FILTER	1
Q PACKING-FUEL PUMP	2
R GASKET-INTAKE MANIFOLD TO GOVERNOR	1
S GASKET-WATER PUMP BLOCK SIDE	1
T PACKING-SUPPORT DISTRIBUTOR	1
U RING-O SUPPORT DISTRIBUTOR	1

N C	S	KEY NO.	PART NUMBER	PART NAME	SPECIFICATION	QTY	UNIT FRIG. FOR DIST.	P M C	APPLIED MODEL	APPLIED DATE	ICA NF	FORMER PART NO.	K D	REMARK
N		1 01	11042-00H25	GASKET KIT-VALVE REGRIND		01			H20	0486-				
N		2 01	10101-00H25	GASKET KIT-ENGINE REPAIR		01			H20	0486-				

FICHE

2-B5

JUEGO DE EMPAQUETADURAS DEL MOTOR

JEU DE JOINTS DE MOTEUR

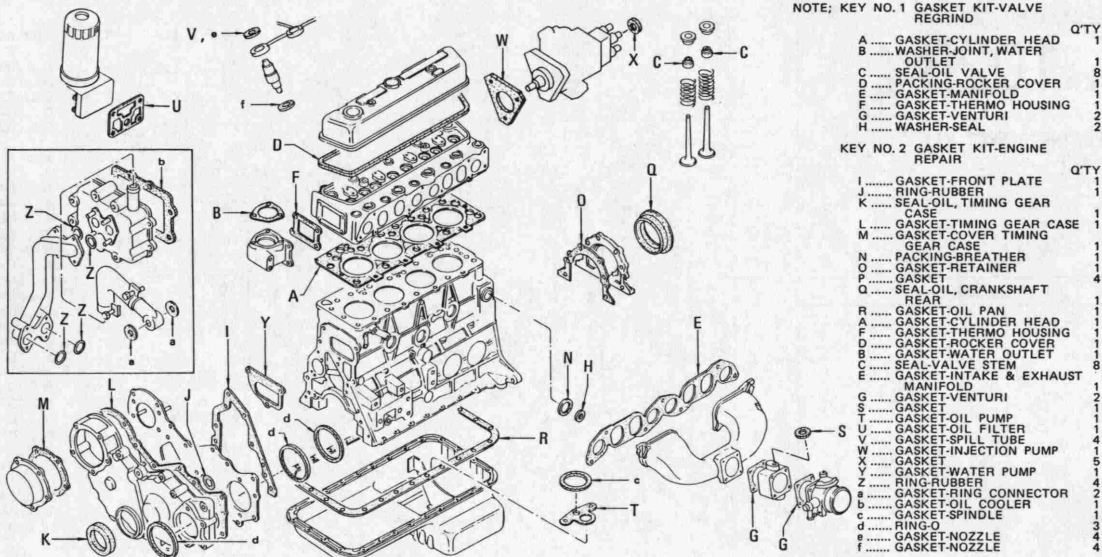
MOTORDICHTUNGSSATZ

مجمع حشية المحرك

SECTION NO.

EN 102C-1**ENGINE GASKET KIT
-SD25-**

NOTE



N C	S	KEY NO.	PART NUMBER	PART NAME	SPECIFICATION	QTY	UNIT PKGS. FOR DIST.	P M C	APPLIED MODEL	APPLIED DATE	ICA NF	FORMER PART NO.	K D	REMARK
N		1 01	11042-10H25	GASKET KIT-VALVE REGRIND		01			SD25	0486-				
N		2 01	10101-10H25	GASKET KIT-ENGINE REPAIR		01			SD25	0486-				

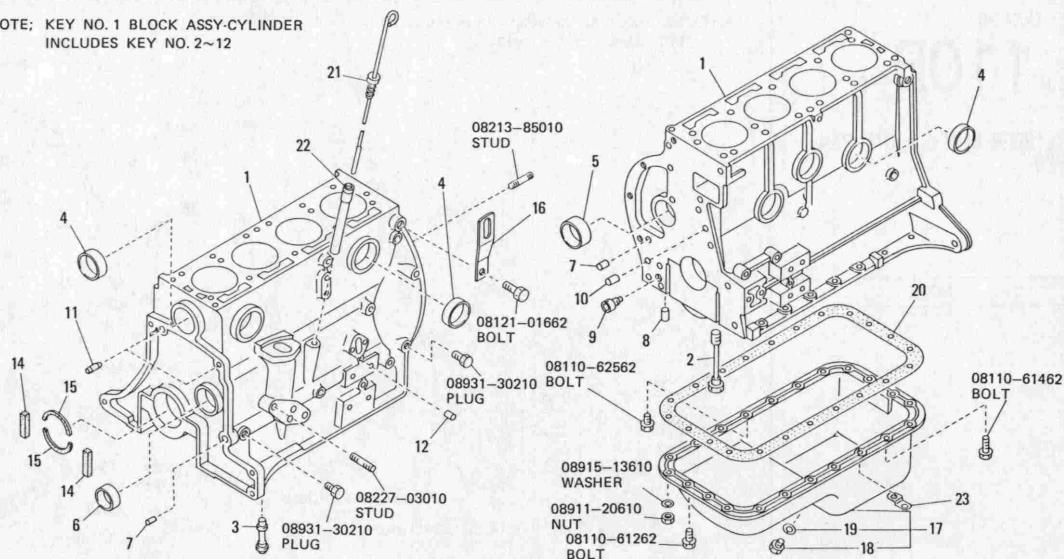
FICHE

2-B6BLOQUE DE CILINDROS Y
COLECTOR DE ACEITEBLOC-CYLINDRES ET CARTER
INFERIEUR

ZYLINDERBLOCK & ÖLWANNE

حاجب السندر وصينية الزيت

SECTION NO.

EN 110B-1CYLINDER BLOCK & OIL PAN
-H20-NOTE; KEY NO. 1 BLOCK ASSY-CYLINDER
INCLUDES KEY NO. 2~12

NOTE

N C	S	KEY NO.	PART NUMBER	PART NAME	SPECIFICATION	QTY	UNIT	P	M	APPLIED MODEL	APPLIED DATE	ICA NF	FORMER PART NO.	K D	REMARK
							PKG. FOR DIST								
N		1 01	11010-Y4450	BLOCK ASSY-CYLINDER		01	1			H20	0486-				
N		2 01	12293-P0500	BOLT-MAIN BEARING CAP		10	5			H20	0486-				
N		3 01	15042-20100	BUSH-OIL PUMP DRIVE SPINDLE		01	5			H20	0486-				
N		4 01	11021-E3000	PLUG-WELCH		06	10			H20	0486-				
N		5 01	13002-71200	BUSH SET		01	1			H20	0486-				
N		6 01	11019-32201	PLUG-WELCH		01	1			H20	0486-				
N		7 01	11024-K0100	PLUG-TAPER,MAIN GALLERY		02	10			H20	0486-				
N		8 01	11024-78200	PLUG-TAPER,OIL GALLERY		01	50			H20	0486-				
N		9 01	13081-78200	JET-OIL,TIMING CHAIN		01	10			H20	0486-				
N		10 01	11046-73402	DOWEL-BLOCK TO FRONT COVER		02	10			H20	0486-				
N		11 01	30412-P5100	DOWEL-BLOCK TO TRANSMISSION		02	10			H20	0486-				
N		12 01	11023-78200	PLUG-TAPER,OIL GALLERY		01	10			H20	0486-				
N		13 01	21077-Y4400	STUD-WATER PUMP		01	5			H20	0486-				
N		14 01	12289-14600	SEAL-OIL,REAR BEARING CAP SIDE		02	5			H20	0486-				
N		15 01	12279-32200	SEAL-OIL,CRANKSHAFT REAR		02	10			H20	0486-				
N		16 01	10004-14600	SLINGER-ENGINE FRONT		01	2			H20	0486-				
N		17 01	11110-00H00	PAN ASSY-OIL		01				H20	0486-				
N		18 01	11128-69200	PLUG-DRAIN		01	10			H20	0486-				

FICHE

2-B7

BLOQUE DE CILINDROS Y
COLECTOR DE ACEITE

BLOC-CYLINDRES ET CARTER
INFERIEUR

ZYLINDERBLOCK & ÖLWANNE

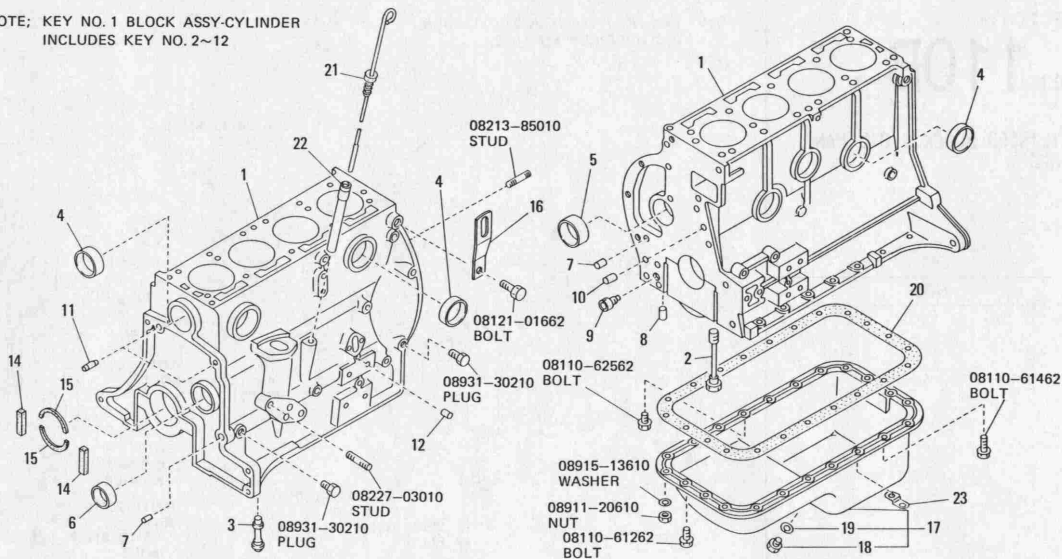
حاجب السلندر وصينية الزيت

SECTION NO.

EN 110B-2

CYLINDER BLOCK & OIL PAN
-H20-

NOTE: KEY NO. 1 BLOCK ASSY-CYLINDER
INCLUDES KEY NO. 2~12



NOTE

N C	S	KEY NO.	PART NUMBER	PART NAME	SPECIFICATION	QTY	UNIT PKG. FOR DIST.	P M C	APPLIED MODEL	APPLIED DATE	ICA NF	FORMER PART NO.	K D	REMARK
N		19 01	11026-61000	WASHER-DRAIN PLUG		01	50		H20	0486-				
N		20 01	11121-E0700	GASKET-OIL PAN		01	10		H20	0486-				
N		21 01	15140-B1101	GAUGE-OIL LEVEL		01	1		H20	0486-				
N		22 01	15146-12201	GUIDE-OIL LEVEL GAUGE		01	5		H20	0486-				
N		23 01	14390-00H00	BRACKET-TUBE, FUEL RECEIVER		01			H20	0486-				

FICHE

2-B8BLOQUE DE CILINDROS Y
COLECTOR DE ACEITEBLOC-CYLINDRES ET CARTER
INFERIEUR

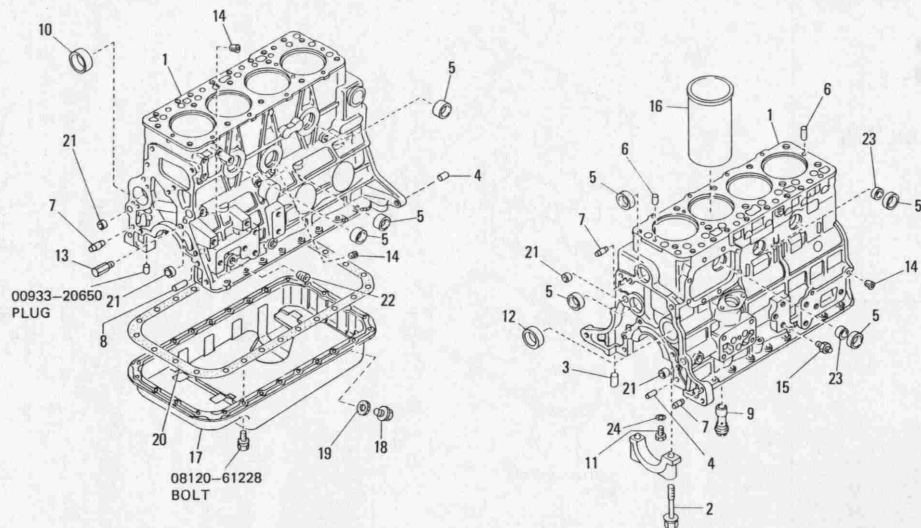
ZYLINDERBLOCK & ÖLWANNE

حاجب السلندر وصينية الزيت

SECTION NO.

EN 110C-1CYLINDER BLOCK & OIL PAN
-SD25-

NOTE



N C	S	KEY NO.	PART NUMBER	PART NAME	SPECIFICATION	QTY	UNIT PKG FOR DIST	P M C	APPLIED MODEL	APPLIED DATE	ICA NF	FORMER PART NO.	K D	REMARK
N		1 01	11009-10H00	BLOCK ASSY-CYLINDER		01			SD25	0486-				
N		2 01	12293-37501	BOLT-MAIN BEARING CAP		10	10		SD25	0486-				
N		3 01	01522-05104	PIN-HOLLOW		01	10		SD25	0486-				
N		4 01	01522-06124	PIN-STRAIGHT		02	1		SD25	0486-				
N		5 01	01648-00084	PLUG-WELCH		08	10		SD25	0486-				
N		6 01	01522-08144	DOWEL-BLOCK TO HEAD		02	5		SD25	0486-				
N		7 01	30412-P5100	DOWEL-BLOCK TO TRANSMISSION		03	10		SD25	0486-				
N		8 01	11018-L1800	DOWEL-BLOCK TO FRONT COVER		01	1		SD25	0486-				
N		9 01	15042-V1701	BUSH-OIL PUMP DRIVE SPINDLE		01	1		SD25	0486-				
N		10 01	13002-37501	BUSH SET	STD	01	1		SD25	0486-				
N	*	02	13004-37501		US=0.75	01	1		SD25	0486-				
N		03	-37502		US=0.75	01			SD25	0486-		⇒ 13004-37501		
N		11 01	12123-90001	BOLT-OIL JET		04	1		SD25	0486-				
N	*	12 01	11019-32200	PLUG-WELCH	D=44.425	01	10		SD25	0486-				
N		02	-32201		D=44.425	01			SD25	0486-		⇒ 11019-32200		
N		13 01	13081-76202	JET-OIL, TIMING CHAIN		01	1		SD25	0486-				
N		14 01	01642-02114	PLUG-WELCH		03	10		SD25	0486-				
N		15 01	11120-L1800	PLUG-THREAD		01	1		SD25	0486-				
N		16 01	11012-L2002	LINER-CYLINDER	RIKEN	04	4		SD25	0486-				

FICHE

2-B9BLOQUE DE CILINDROS Y
COLECTOR DE ACEITEBLOC-CYLINDRES ET CARTER
INFERIEUR

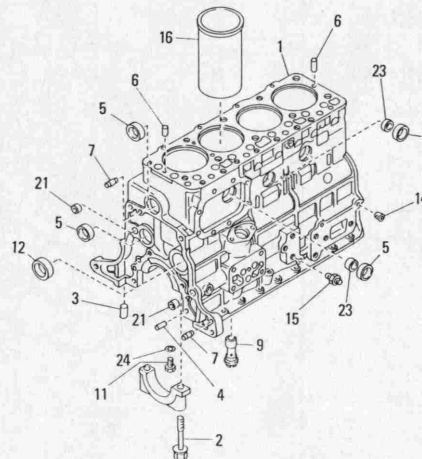
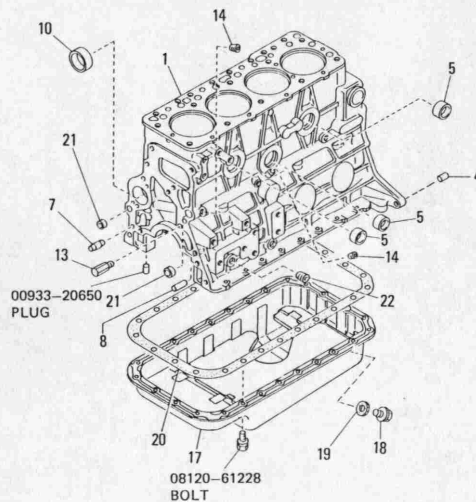
ZYLINDERBLOCK & ÖLWANNE

حاجب السندر وصينية الزيت

SECTION NO.

EN 110C-2CYLINDER BLOCK & OIL PAN
-SD25-

NOTE



N C	S	KEY NO.	PART NUMBER	PART NAME	SPECIFICATION	QTY	UNIT	P	M	APPLIED MODEL	APPLIED DATE	ICA NF	FORMER PART NO.	K D	REMARK
							PKG. FOR DIST.								
N		17 01	11110-17202	PAN ASSY-OIL		01	1			SD25	0486-				
N		18 01	11128-69200	PLUG-DRAIN		01	10			SD25	0486-				
N		19 01	11026-61000	WASHER-DRAIN PLUG		01	50			SD25	0486-				
N		20 01	11121-V1700	GASKET-OIL PAN		01	1			SD25	0486-				
N		21 01	01648-00224	PLUG-TAPER, OIL GALLERY		04				SD25	0486-				
N		22 01	01642-02134	PLUG-WELCH		01				SD25	0486-				
N		23 01	01648-00024	PLUG-THREAD		03				SD25	0486-				
N		24 01	01351-22124	WASHER-SPLING		04				SD25	0486-				

FICHE

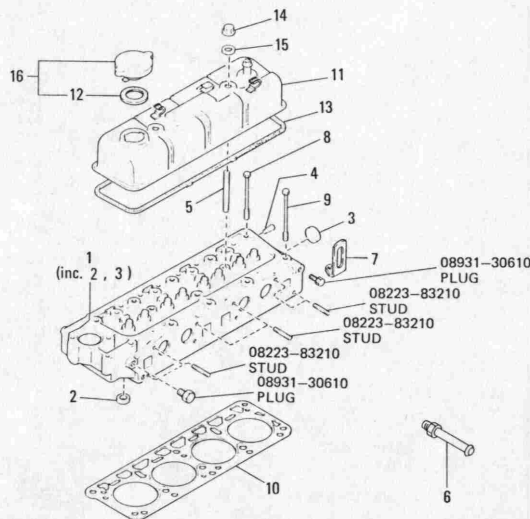
2-B10CULATA Y CUBIERTA DEL
BALANCINCLASSE ET CACHE-CULBU-
TEURSZYLINDERKOPF & VENTIL-
DECKEL

رأس السلندر وغطاء الصهارة

SECTION NO.

EN 111B-1CYLINDER HEAD & ROCKER
COVER
-H20-

NOTE



N C	s	KEY NO.	PART NUMBER	PART NAME	SPECIFICATION	QTY	UNIT	P	APPLIED MODEL	APPLIED DATE	ICA NF	FORMER PART NO.	K D	REMARK
							PKG FOR DIST	M C						
N		1 01	11042-B8655	HEAD ASSY-CYLINDER		01	1		H20	0486-				
N		2 01	11099-P0502	SEAT-VALVE, EXHAUST		04	10		H20	0486-				
N		3 01	11021-E3000	PLUG-WELCH		01	10		H20	0486-				
N		4 01	11065-30000	PLUG-TAPER		04	10		H20	0486-				
N		5 01	11063-Y4400	STUD-ROCKER COVER		02	5		H20	0486-				
N		6 01	14049-L1100	CONNECTOR-WATER HOSE		01	1		H20	0486-				
N		7 01	10006-32201	SLINGER-ENGINE, REAR		01	1		H20	0486-				
N		8 01	11056-78200	BOLT-CYLINDER HEAD, SHORT		09	10		H20	0486-				
N		9 01	11057-78200	BOLT-CYLINDER HEAD, LONG		01	1		H20	0486-				
N		10 01	11044-79500	GASKET-CYLINDER HEAD		01			H20	0486-				
N		11 01	13264-L1100	COVER ASSY-VALVE ROCKER		01	1		H20	0486-				
N		02	-L1101			01	1		H20	0486-				
N		12 01	15270-B3400	PACKING-OIL FILLER CAP		01	10		H20	0486-				
N		13 01	13270-E3400	GASKET-ROCKER COVER		01	10		H20	0486-				
N		14 01	13274-B1101	NUT		02	5		H20	0486-				
N		15 01	13275-E0720	WASHER		02	5		H20	0486-				
N		16 01	15255-85030	CAP ASSY-OIL FILLER		01	1		H20	0486-				

FICHE

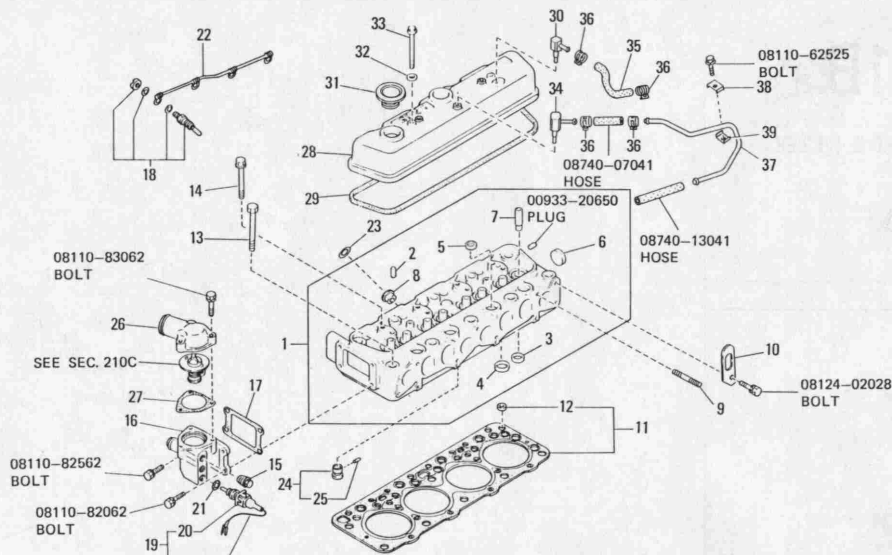
2-B11CULATA Y CUBIERTA DEL
BALANCINCULASSE ET CACHE-CULBU-
TEURSZYLINDERKOPF & VENTIL-
DECKEL

رأس السلندر وغطاء الصهارة

SECTION NO.

EN **111C**-1CYLINDER HEAD & ROCKER
COVER
-SD25-

NOTE



N/C	S	KEY NO.	PART NUMBER	PART NAME	SPECIFICATION	QTY	UNIT PKG. FOR DIST.	P M C	APPLIED MODEL	APPLIED DATE	IGA NF	FORMER PART NO.	K D	REMARK
N		1	01	11041-29W00	HEAD ASSY-CYLINDER		01	1	SD25	0486-				
N		2	01	11052-76203	PIPE-PUSH ROD		08	1	SD25	0486-				
N		3	01	13215-L2000	SEAT-VALVE, EXHAUST	STD	04	1	SD25	0486-				
N			02	-L2010		05=0.2	04	4	SD25	0486-				
N			03	-L2011		05=0.4	04	4	SD25	0486-				
N		4	01	13214-L2000	SEAT-VALVE, INTAKE		04	1	SD25	0486-				
N		5	01	11019-76200	PLUG-WELCH		05	1	SD25	0486-				
N		6	01	01648-00084	PLUG-WELCH		01	10	SD25	0486-				
N		7	01	13211-V1700	GUIDE-VALVE, INTAKE		08	1	SD25	0486-				
N		8	01	16601-V1702	PROTECTOR-NOZZLE		04	1	SD25	0486-				
N		9	01	01151-01004	STUD-MANIFOLD		07	50	SD25	0486-				
N		10	01	10006-37500	SLINGER-ENGINE, REAR		01	1	SD25	0486-				
N		11	01	11044-09W00	GASKET-CYLINDER HEAD		01	1	SD25	0486-				
N		12	01	15296-37501	RING-RUBBER, HEAD GASKET		01	10	SD25	0486-				
N		13	01	11056-37502	BOLT-CYLINDER HEAD, LONG		10	10	SD25	0486-				
N		14	01	11059-76201	BOLT-CYLINDER HEAD, SHORT		08	10	SD25	0486-				
N		15	01	11021-J2000	PLUG		01	1	SD25	0486-				
N		16	01	21202-T5670	HOUSING-THERMOSTAT	AUTO GLOW, AUTO STOP	01	1	SD25	0486-				
N		17	01	11045-76201	GASKET-THERMOSTAT HOUSING		01	10	SD25	0486-				
N		18	01	11065-T8202	PLUG-GLOW	F/12V QG5-1	04	1	SD25	0486-				
N		19	01	11023-G7000	SWITCH ASSY-THERMO TIME		01	1	SD25	0486-				

FICHE

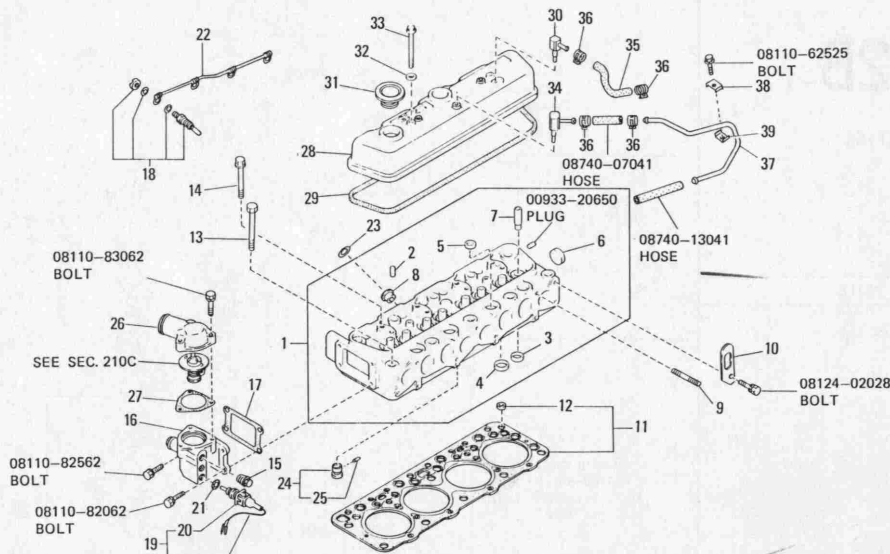
2-B12CULATA Y CUBIERTA DEL
BALANCINCULASSE ET CACHE-CULBU-
TEURSZYLINDERKOPF & VENTIL-
DECKEL

رأس السلندر وغطاء الهزازة

SECTION NO.

EN 111C-2CYLINDER HEAD & ROCKER
COVER
-SD25-

NOTE



N C	S	KEY NO.	PART NUMBER	PART NAME	SPECIFICATION	QTY	UNIT PKG. FOR DIST.	P M C	APPLIED MODEL	APPLIED DATE	ICA NF	FORMER PART NO.	K D	REMARK
N		20 01	22630-10600	SENSOR ASSY-TEMPERATURE		01	1		SD25	0486-				
N		21 01	01351-10124	GASKET-SENSOR		01	10		SD25	0486-				
N		22 01	11086-T8200	CABLE ASSY		01	1		SD25	0486-				
N		23 01	16602-V1701	GASKET-NOZZLE		04	5		SD25	0486-				
N		24 01	11076-L2003	CHAMBER ASSY-COMBUSTION		04	1		SD25	0486-				
N		25 01	11075-37501	PIN-DOWEL		04	10		SD25	0486-				
N		26 01	11060-L1800	OUTLET-WATER		01	1		SD25	0486-				
N		27 01	11062-L6000	GASKET-WATER OUTLET		01	10		SD25	0486-				
N		28 01	13264-T8285	COVER ASSY-VALVE ROCKER		01	1		SD25	0486-				
N		29 01	13270-R8800	GASKET-ROCKER COVER		01	1		SD25	0486-				
N		30 01	13277-T6202	CONNECTOR-BLOWBY HOSE		01	1		SD25	0486-				
N		31 01	15255-T8200	CAP ASSY-OIL FILLER		01	2		SD25	0486-				
N		32 01	15266-76200	WASHER		02	2		SD25	0486-				
N		33 01	13240-37502	BOLT-ROCKER COVER		02	10		SD25	0486-				
N		34 01	13277-T6200	CONNECTOR-BLOWBY HOSE		01	1		SD25	0486-				
N		35 01	11032-T6201	HOSE-BLOWBY GAS		01	1		SD25	0486-				
N		36 01	22316-T8000	CLAMP-HOSE		06	1		SD25	0486-				
N		37 01	16579-10H00	PIPE ASSY-BLOWBY		01			SD25	0486-				
N		38 01	99450-97014	CLAMP-PIPE		01			SD25	0486-				
N		39 01	99450-97112	CLAMP-PIPE		01			SD25	0486-				

FIGHE

2-B13

MONTAJE DEL MOTOR

SUSPENSION MOTEUR

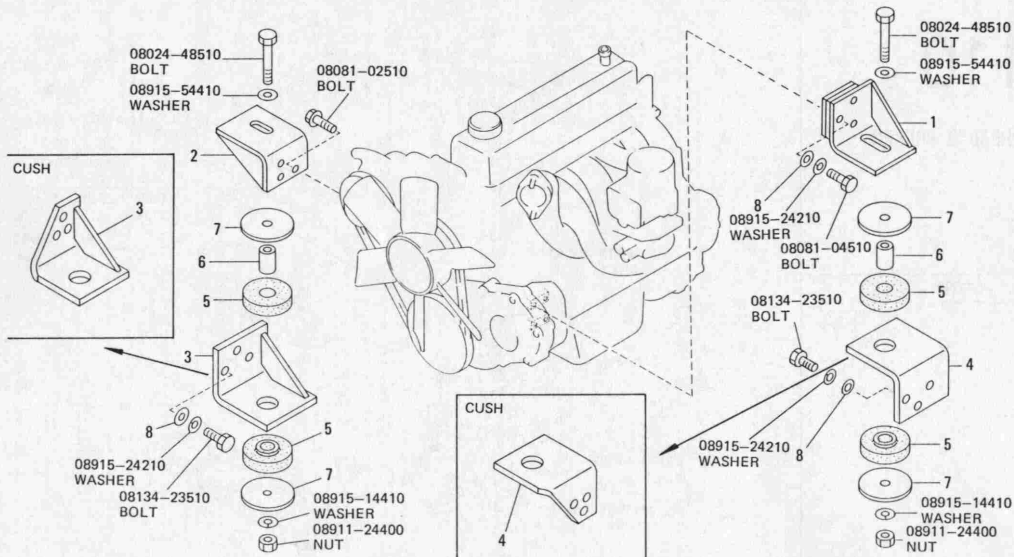
MOTORAUFHÄNGUNG

تركيب المحرك

SECTION NO.

EN 112B-1ENGINE MOUNTING
-H20-

NOTE



N C	S	KEY NO.	PART NUMBER	PART NAME	SPECIFICATION	QTY	UNIT FRG. FOR DIST.	P M C	APPLIED MODEL	APPLIED DATE	ICA NF	FORMER PART NO.	K D	REMARK
N		1 01	11232-00H06	BRACKET-ENGINE MOUNTING, RH		01			H20	0486-				
N		2 01	11233-00H08	BRACKET-ENGINE MOUNTING, LH		01			H20	0486-				
N		3 01	11272-00H13	BRACKET-ENGINE MOUNTING CENTER RH		01			CUSH>H20	0486-				
N		02	-01H00			01			PNEU>H20	0486-				
N		4 01	11272-00H12	BRACKET-ENGINE MOUNTING CENTER LH		01			CUSH>H20	0486-				
N		02	-01H00			01			PNEU>H20	0486-				
N		5 01	11220-01H00	INSULATOR-ENGINE MOUNTING, FRONT		04			H20	0486-				
N		6 01	11225-01H00	COLLAR-ENGINE MOUNTING		02			H20	0486-				
N		7 01	11226-01H00	WASHER-PLAIN		04			H20	0486-				
N		8 01	01311-00241	WASHER-PLAIN		06	10		H20	0486-				

FICHE

2-B14

SECTION NO.

EN 112C-1**ENGINE MOUNTING
-SD25-**

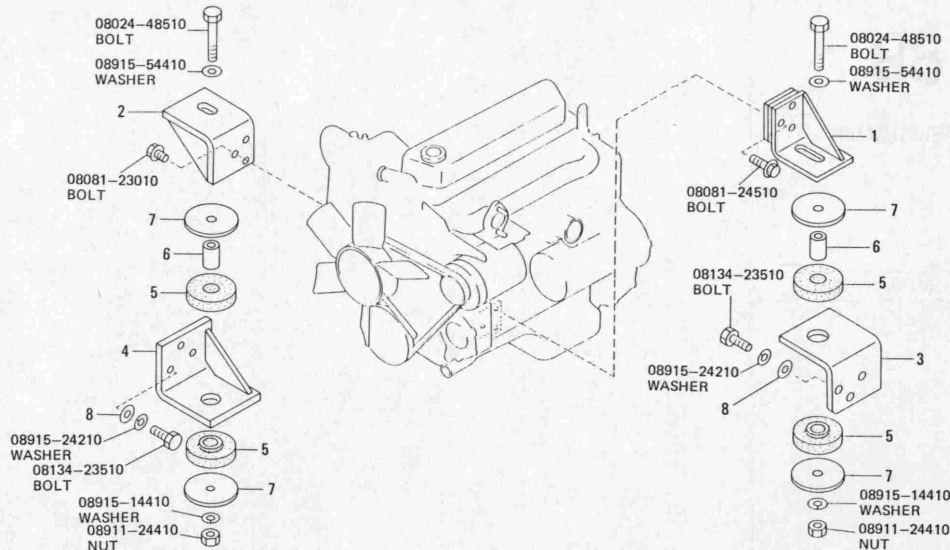
MONTAJE DEL MOTOR

SUSPENSION MOTEUR

MOTORAUFHÄNGUNG

تركيب المحرك

NOTE



N C	S	KEY NO.	PART NUMBER	PART NAME	SPECIFICATION	QTY	UNIT PKG. FOR DIST.	P M C	APPLIED MODEL	APPLIED DATE	ICA NF	FORMER PART NO.	K D	REMARK
N		1 01	11232-10H06	BRACKET-ENGINE MOUNTING, RH		01			SD25	0486-				
N		2 01	11233-11H00	BRACKET-ENGINE MOUNTING, LH		01			SD25	0486-				
N		3 01	11272-01H00	BRACKET-ENGINE MOUNTING CENTER RH		01			SD25	0486-				
N		4 01	11272-10H00	BRACKET-ENGINE MOUNTING CENTER LH		01			SD25	0486-				
N		5 01	11220-01H00	INSULATOR-ENGINE MOUNTING, FRONT		04			SD25	0486-				
N		6 01	11225-01H00	COLLAR-ENGINE MOUNTING		02			SD25	0486-				
N		7 01	11226-01H00	WASHER-PLAIN		04			SD25	0486-				
N		8 01	01311-00241	WASHER-PLAIN		06	10		SD25	0486-				

FICHE

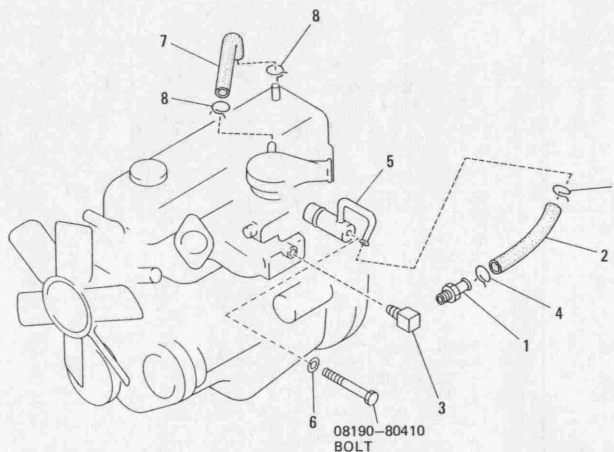
2-B15VENTILACION DEL CARTER
DEL MOTORVENTILATION DE CARTER-
MOTEURKURBELGEHÄUSEENTLÜF-
TUNG

تهوية عليه الكرانك

SECTION NO.

E N **118B**-1CRANKCASE VENTILATION
-H20-

NOTE



N C	s	KEY NO.	PART NUMBER	PART NAME	SPECIFICATION	QTY	UNIT	P	M	APPLIED MODEL	APPLIED DATE	ICA NF	FORMER PART NO.	K D	REMARK
							PKG. FOR DIST.								
N		1 01	11810-A3501	VALVE ASSY-CONTROL		01	1			H20	0486-				
N		2 01	11828-L1101	HOSE-PIPE CONNECTOR TO VALVE		01	1			H20	0486-				
N		3 01	14008-L1400	CONNECTOR-PIPE		01	1			H20	0486-				
N		4 01	16572-10801	CLAMP-HOSE		02	10			H20	0486-				
N		5 01	15262-L1100	CONNECTOR-3 WAY		01	1			H20	0486-				
N		6 01	11035-30000	WASHER		01	50			H20	0486-				
N		7 01	11826-00H01	HOSE-ROCKER COVER TO AIR CLEANER		01	1			H20	0486-				
N		8 01	16572-10801	CLAMP-HOSE		02	10			H20	0486-				

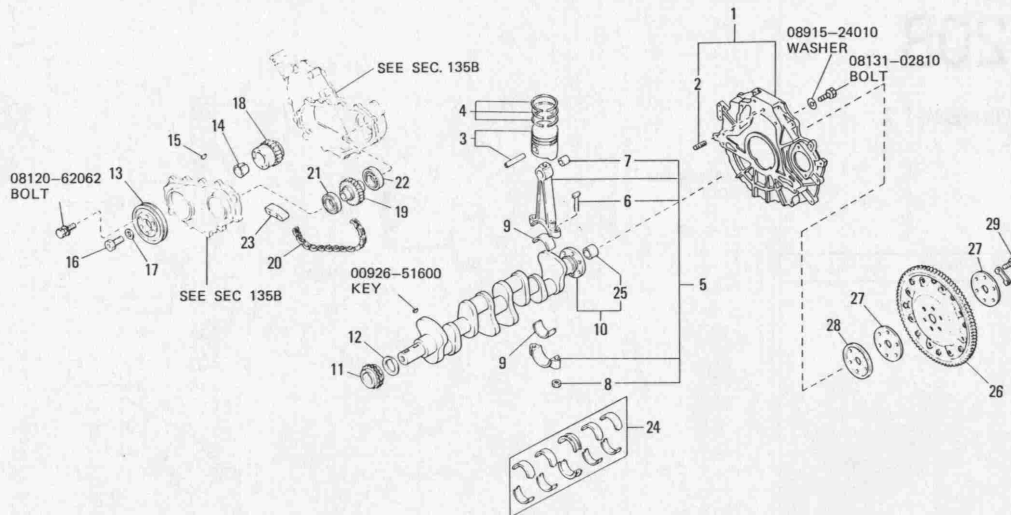
FICHE

2-B16

SECTION NO.

EN 120B-1PISTON, CRANKSHAFT &
FLYWHEEL
-H20-

NOTE

PISTON, CIGÜEÑAL Y VO-
LANTE DEL MOTORPISTON, VILEBREQUIN ET
VOLANTKOLBEN, KURBELWELLE &
SCHWUNGRADالمستون ، عمود الكرانك ودولاب تنظيم
السرعة

N C	S	KEY NO.	PART NUMBER	PART NAME	SPECIFICATION	QTY	UNIT PKG. FOR DIST	P M C	APPLIED MODEL	APPLIED DATE	ICA NF	FORMER PART NO.	K D	REMARK
N	1	01	12320-00H01	HOUSING-FLYWHEEL		01			H20	0486-				
N	2	01	12313-L1122	DOWEL		02			H20	0486-				
N	3	01	12010-79500	PISTON, W/PIN	STD	04			H20	0486-				
N	4	01	12033-R9000	RING SET-PISTON	STD	01	1		H20	0486-				
N	5	01	12100-P5100	ROD COMPL-CONNECTING		04	1		H20	0486-				
N	6	01	12109-E0701	BOLT-CONNECTING ROD		08	10		H20	0486-				
N		02	-E0711			08	5		H20	0486-				
N	7	01	12030-32200	BUSH-PISTON PIN		04	8		H20	0486-				
N	8	01	12113-78201	NUT-CONNECTING ROD		08	20		H20	0486-				
N	9	01	12111-P5112	BEARING-CONNECTING ROD	STD	08	8		H20	0486-				
N		02	12117-P5112		US=0.25	08	8		OP:H20	0486-				
N		03	12118-P5112		US=0.50	08	8		OP:H20	0486-				
N		04	12119-P5112		US=0.75	08	8		OP:H20	0486-				
N		05	12120-P5112		US=1.00	08	8		OP:H20	0486-				
N	10	01	12201-78200	CRANKSHAFT ASSY		01			H20	0486-				
N		02	12200-E0700			01	1		OP:H20	0486-				
N	11	01	13021-73601	SPROCKET-CRANKSHAFT		01	1		H20	0486-				
N	12	01	12299-32200	SHIM-CRANK SPROCKET		AR	50		H20	0486-				
N	13	01	12303-L1102	PULLEY-CRANKSHAFT		01	1		H20	0486-				
N	14	01	12307-48201	WEDGE-CRANK PULLEY		01	1		H20	0486-				
N	15	01	13022-48200	KEY-CRANKSHAFT		01	1		H20	0486-				

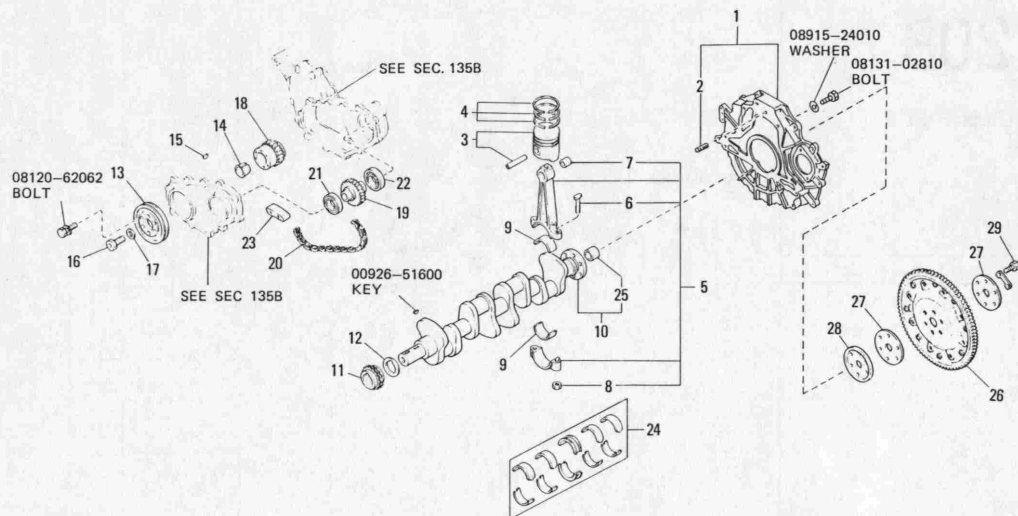
FICHE

2-C2PISTON, CIGÜEÑAL Y VO-
LANTE DEL MOTORPISTON, VILEBREQUIN ET
VOLANTKOLBEN, KURBELWELLE &
SCHWUNGRADالبستون ، عمود الكرانك ودولاب تنظيم
السرعة

SECTION NO.

E N 120B-2PISTON, CRANKSHAFT &
FLYWHEEL
-H2O-

NOTE

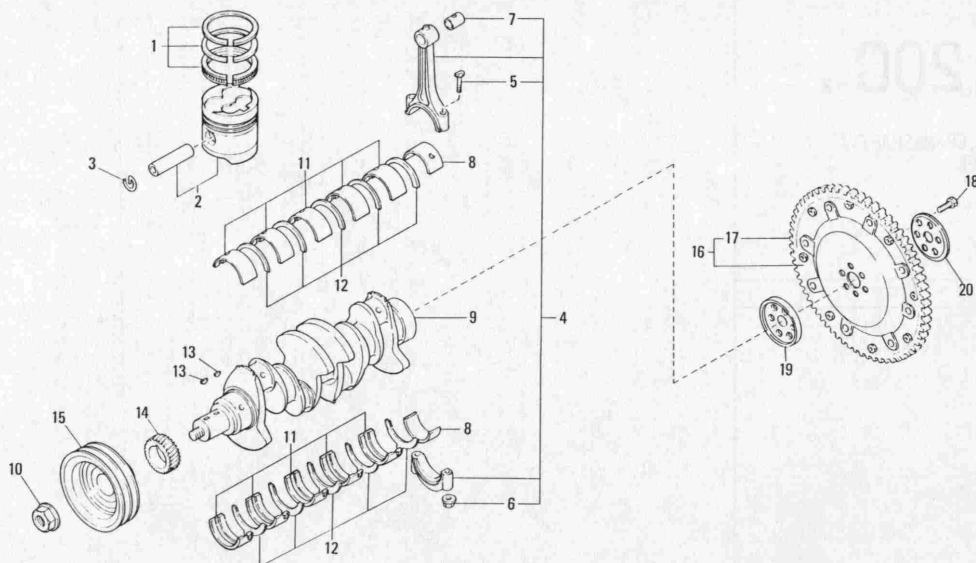


N C	S	KEY NO.	PART NUMBER	PART NAME	SPECIFICATION	QTY	UNT PKG FOR DIST	P M C	APPLIED MODEL	APPLIED DATE	ICA NF	FORMER PART NO.	K D	REMARK
N		16 01	12309-78200	BOLT-PULLEY, CRANKSHAFT		01	5		H20	0486-				
N		17 01	12308-L1101	WASHER-PULLEY, CRANKSHAFT		01	1		H20	0486-				
N		18 01	12351-L1100	SPROCKET-CHAIN POWER TAKE OFF		01	1		H20	0486-				
N		19 01	12353-L1101	SPROCKET-CHAIN POWER TAKE OFF		01	1		H20	0486-				
N		20 01	12352-L1101	CHAIN-POWER TAKE OFF	LINK=72	01	1		H20	0486-				
N		21 01	12354-L6801	BEARING-SPROCKET		01	1		H20	0486-				
N		22 01	32413-M3300	BEARING-SPROCKET		01	1		H20	0486-				
N		23 01	13092-00H00	GUIDE-CHAIN, UPPER		01			H20	0486-				
N		24 01	12207-E0702	BEARING SET-CRANKSHAFT	STD	01	1		H20	0486-				
N		02	12208-E0702		US=0.02	01	1		OP:H20	0486-				
N		03	12209-E0702		US=0.25	01	1		OP:H20	0486-				
N		04	12210-E0702		US=0.50	01	1		OP:H20	0486-				
N		05	12211-E0702		US=0.75	01	1		OP:H20	0486-				
N		06	12212-E0702		US=1.00	01	1		OP:H20	0486-				
N		25 01	32202-30000	BUSHING-CRANKSHAFT		01	10		OP:H20	0486-				
N		26 01	12331-00H00	PLATE ASSY-DRIVE & GEAR		01			H20	0486-				
N		27 01	12333-L1000	PLATE-CRANKSHAFT TO CONVERTER		01	1		H20	0486-				
N		28 01	12335-L1000	PILOT-CONVERTOR		01	1		H20	0486-				
N		29 01	12315-00H00	BOLT-FLYWHEEL		06	1		H20	0486-				

FICHE

2-C3

SECTION NO.

EN 120C-1PISTON, CRANKSHAFT &
FLYWHEEL
-SD25-PISTON, CIGÜEÑAL Y VO-
LANTE DEL MOTORPISTON, VILEBREQUIN ET
VOLANTKOLBEN, KURBELWELLE &
SCHWUNGRADالبيستون ، عمود الكرانك ودولاب تنظيم
السرعة

NOTE

N C	S	KEY NO.	PART NUMBER	PART NAME	SPECIFICATION	QTY	UNIT PKG FOR QST	P M C	APPLIED MODEL	APPLIED DATE	ICA NF	FORMER PART NO.	K D	REMARK
N		1 01	12033-L2006	RING SET-PISTON		01	1		SD25	0486-				
N		2 01	12010-T7204	PISTON, W/PIN	GREADE=1	04	1		SD25	0486-				
N		02	-T7214		GREADE=2	04	1		SD25	0486-				
N		3 01	12032-37500	RING-SNAP		08	10		SD25	0486-				
N		4 01	12100-L2000	ROD COMPL-CONNECTING		04	1		SD25	0486-				
N		5 01	12109-L2000	BOLT-CONNECTING ROD		08	1		SD25	0486-				
N		6 01	12113-L2000	NUT-CONNECTING ROD		08	1		SD25	0486-				
N		7 01	12030-L2000	BUSH-PISTON PIN		04	1		SD25	0486-				
N		8 01	12117-Y5210	BEARING-CONNECTING ROD	STD	08	8		SD25	0486-				
N		02	-Y5211		US=0.25	08	8		SD25	0486-				
N		03	-Y5212		US=0.50	08	8		SD25	0486-				
N		04	-Y5213		US=0.75	08	8		SD25	0486-				
N		05	-Y5214		US=1.00	08	8		SD25	0486-				
N		9 01	12200-L2000	CRANKSHAFT ASSY		01	1		SD25	0486-				
N		10 01	12309-61503	NUT-PULLEY, CRANKSHAFT		01	2		SD25	0486-				
N		11 01	12207-V1701	BEARING SET-CRANKSHAFT	STD	01	1		SD25	0486-				
N		02	12209-V1701		US=0.25	01	1		SD25	0486-				
N		03	12210-V1701		US=0.50	01	1		SD25	0486-				
N		04	12211-V1701		US=0.75	01	1		SD25	0486-				
N		05	12212-V1701		US=1.00	01	1		SD25	0486-				
N		12 01	12280-37525	WASHER SET-THRUST	T=2.325	01	1		SD25	0486-				

FIGHE

2-C4

PISTON, CIGÜEÑAL Y VO-
LANTE DEL MOTOR

PISTON, VILEBREQUIN ET
VOLANT

KOLBEN, KURBELWELLE &
SCHWUNGRAD

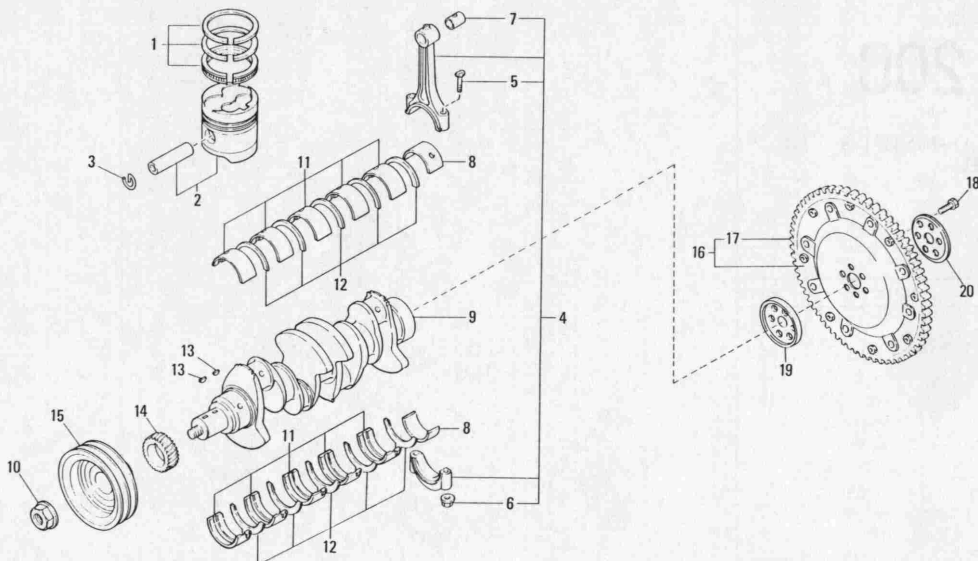
البستون ، عمود الكرايك ودولاب تنظيم
السرعة

SECTION NO.

EN 120C-2

PISTON, CRANKSHAFT &
FLYWHEEL
-SD25-

NOTE



N C	S	KEY NO.	PART NUMBER	PART NAME	SPECIFICATION	QTY	UNIT PKG. FOR DIST.	P M C	APPLIED MODEL	APPLIED DATE	ICA NF	FORMER PART NO.	K D	REMARK
N		12 02	12280-37526	WASHER SET-THRUST	T=2.350	01	1		SD25	0486-				
N		03	-37527		T=2.375	01	1		SD25	0486-				
N		04	-37528		OS=0.2	02	1		SD25	0486-				
N		05	-37529		OS=0.4	02	1		SD25	0486-				
N		13 01	12205-76200	KEY		02	10		SD25	0486-				
N		14 01	13021-37502	SPROCKET-CRANKSHAFT		01	1		SD25	0486-				
N		15 01	12303-37603	PULLEY-CRANKSHAFT		01	1		SD25	0486-				
N		16 01	12310-10H01	FLYWHEEL ASSY		01	1		SD25	0486-				
N		17 01	12312-L1802	GEAR-RING		01	1		SD25	0486-				
N		18 01	12316-V1701	BOLT-FLYWHEEL		06	5		SD25	0486-				
N		19 01	12330-10H00	PILOT-CONVERTOR		01	1		SD25	0486-				
N		20 01	12317-R8700	PLATE-CRANKSHAFT TO CONVERTER		01	1		SD25	0486-				

FICHE

2-C5

ARBOL DE LEVAS Y MECANISMO DE VALVULAS

ARBRE A CAMES ET DISTRIBUTION

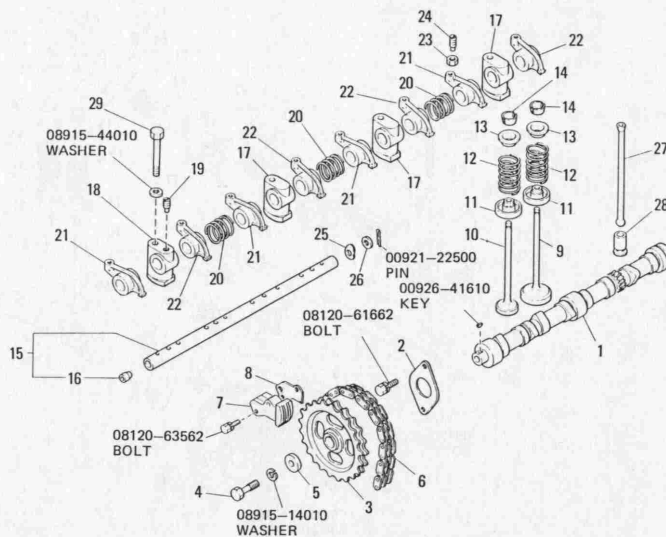
NOCKENWELLE & VENTIL-MECHANISMUS

الكامشات وآلية الصمام

SECTION NO.

EN 130B-1CAMSHAFT & VALVE MECHANISM
-H20-

NOTE



N/C	S	KEY NO.	PART NUMBER	PART NAME	SPECIFICATION	QTY	UNIT PKG. FOR DIST.	P M C	APPLIED MODEL	APPLIED DATE	ICA NF	FORMER PART NO.	K D	REMARK
N		1 01	13001-78200	CAMSHAFT		01	1		H20	0486-				
N		2 01	13010-78201	PLATE-LOCATING, CAMSHAFT		01	5		H20	0486-				
N		3 01	13024-78201	SPROCKET-CAMSHAFT		01	1		H20	0486-				
N		4 01	13012-78200	BOLT-SPROCKET, CAMSHAFT		01	5		H20	0486-				
N		5 01	13013-78200	WASHER-PLAIN		01	10		H20	0486-				
N		6 01	13028-73600	CHAIN-CAMSHAFT		01	1		H20	0486-				
N		7 01	13070-32200	TENSIONER ASSY-CHAIN		01	1		H20	0486-				
N		8 01	13079-32200	GASKET-CHAIN TENSIONER		01	50		H20	0486-				
N	*	9 01	13201-P0500	VALVE-INTAKE		04	4		H20	0486-				
N		02	-F1800			04	4		H20	0486-				
N		10 01	13202-P5100	VALVE-EXHAUST		04	6		H20	0486-		⇒ 13201-P0500		
N		11 01	13207-66700	SEAL-OIL, VALVE		08	5		H20	0486-				
N		02	-66711		SELECT USE (NOK)	08	1		H20	0486-				
N	*	12 01	13203-32200	SPRING-VALVE, OUTER	SELECT USE (KEEPER)	08	10		H20	0486-				
N		13 01	13209-08000	RETAINER-VALVE SPRING		08	10		H20	0486-				
N	*	14 01	13210-B8501	COLLET-VALVE SPRING		16	20		H20	0486-				
N		02	-B8500			16			H20	0486-		⇒ 13210-B8501		
N		15 01	13252-32200	SHAFT-ROCKER		01	1		H20	0486-				
N		16 01	13254-58000	PLUG		02	50		H20	0486-				
N		17 01	13222-78200	BRACKET-ROCKER SHAFT		03	1		H20	0486-				
N		18 01	13223-78200	BRACKET-ROCKER SHAFT		01	1		H20	0486-				

FICHE

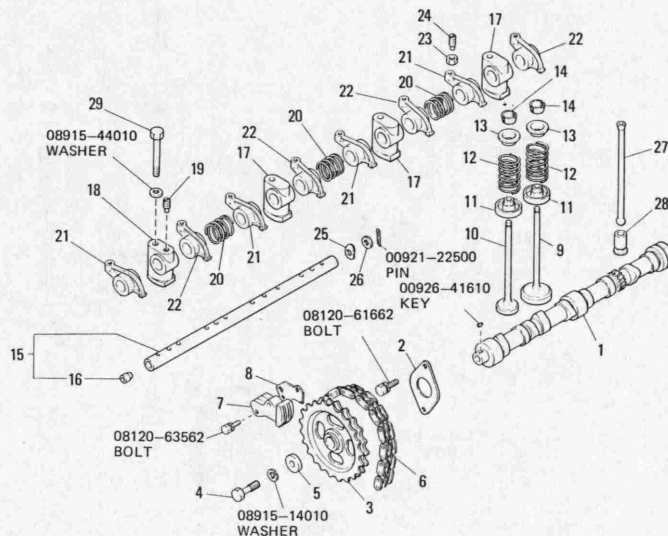
2-C6ARBOL DE LEVAS Y MECA-
NISMO DE VALVULASARBRE A CAMES ET DISTRI-
BUTIONNOCKENWELLE & VENTIL-
MECHANISMUS

الكامشات وآلية الصمام

SECTION NO.

EN 130B-2CAMSHAFT & VALVE
MECHANISM
-H20-

NOTE



N C	S	KEY NO.	PART NUMBER	PART NAME	SPECIFICATION	QTY	UNIT PKG FOR DIST	P M C	APPLIED MODEL	APPLIED DATE	ICA NF	FORMER PART NO.	K D	REMARK
N		19 01	13226-78200	SCREW SET-ROCKER SHAFT		01	10		H20	0486-				
N		20 01	13256-58000	SPRING-ROCKER		03	20		H20	0486-				
N		21 01	13258-78201	ROCKER-VALVE		04	1		H20	0486-				
N		22 01	13259-78201	ROCKER-VALVE		04	2		H20	0486-				
N		23 01	13235-78200	NUT-LOCK,ROCKER PIVOT SCREW		08	50		H20	0486-				
N		24 01	13234-78200	SCREW-ADJUST, VALVE ROCKER		08	10		H20	0486-				
N		25 01	13255-58000	SPRING-ROCKER		02	50		H20	0486-				
N		26 01	13289-58000	WASHER-ROCKER SHAFT		02	50		H20	0486-				
N		27 01	13238-12200	ROD-PUSH		08	10		H20	0486-				
N		28 01	13231-78201	LIFTER-VALVE		08	10		H20	0486-				
N		29 01	13224-78200	BOLT-ROCKER SHAFT		04	10		H20	0486-				

FICHE

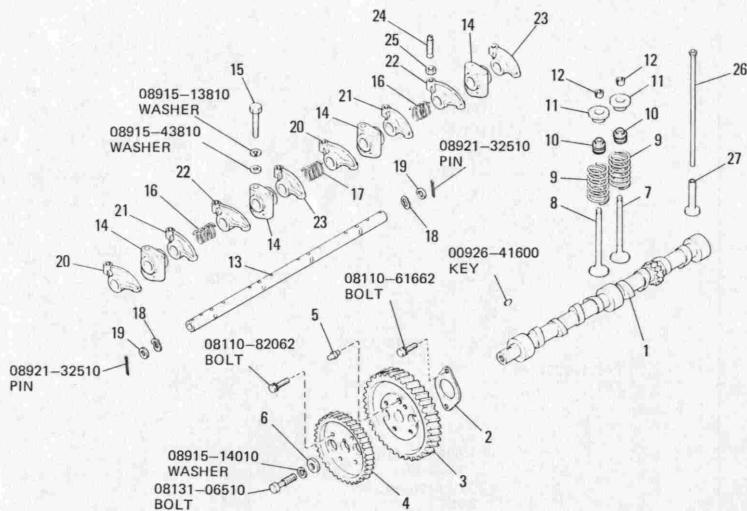
2-C7ARBOL DE LEVAS Y MECA-
NISMO DE VALVULASARBRE A CAMES ET DISTRI-
BUTIONNOCKENWELLE & VENTIL-
MECHANISMUS

الكامشات وآلية الصمام

SECTION NO.

EN 130C-1CAMSHAFT & VALVE
MECHANISM
-SD25-

NOTE



N C	S	KEY NO.	PART NUMBER	PART NAME	SPECIFICATION	QTY	UNIT PKG. FOR DISC	P M C	APPLIED MODEL	APPLIED DATE	ICA NF	FORMER PART NO.	K D	REMARK
N		1 01	13001-L2001	CAMSHAFT		01	1		SD25	0486-				
N		2 01	13010-76203	PLATE-LOCATING, CAMSHAFT		01	1		SD25	0486-				
N		3 01	13024-37502	SPROCKET-CAMSHAFT		01	1		SD25	0486-				
N		4 01	13014-37500	GEAR-IDLE		01	1		SD25	0486-				
N		5 01	01522-05104	DOWEL-SPROCKET		01	10		SD25	0486-				
N		6 01	13030-37500	WASHER-PLAIN		01	10		SD25	0486-				
N		7 01	13201-L2000	VALVE-INTAKE		04	4		SD25	0486-				
N		8 01	13202-L2000	VALVE-EXHAUST		04	4		SD25	0486-				
N		9 01	13203-T7200	SPRING-VALVE, OUTER		08	5		SD25	0486-				
N		10 01	13207-V1700	SEAL-OIL, VALVE		08	5		SD25	0486-				
N		11 01	13209-37501	RETAINER-VALVE SPRING		08	5		SD25	0486-				
N		12 01	13208-Y1400	COLLET-VALVE SPRING		16	50		SD25	0486-				
N		13 01	13252-37503	SHAFT-ROCKER		01	1		SD25	0486-				
N		14 01	13222-37504	BRACKET-ROCKER SHAFT		04	1		SD25	0486-				
N		15 01	13224-76200	BOLT-ROCKER SHAFT		08	10		SD25	0486-				
N		16 01	13256-18010	SPRING-ROCKER		02	5		SD25	0486-				
N		17 01	13256-58000	SPRING-ROCKER		01	20		SD25	0486-				
N		18 01	13255-58000	SPRING-ROCKER		02	50		SD25	0486-				
N		19 01	13289-58000	WASHER-ROCKER SHAFT		02	50		SD25	0486-				
N		20 01	13257-L2000	ROCKER-VALVE		02	4		SD25	0486-				
N		21 01	13258-L2000	ROCKER-VALVE		02	4		SD25	0486-				

FICHE

2-C8

ARBOL DE LEVAS Y MECANISMO DE VALVULAS

ARBRE A CAMES ET DISTRIBUTION

NOCKENWELLE & VENTILMECHANISMUS

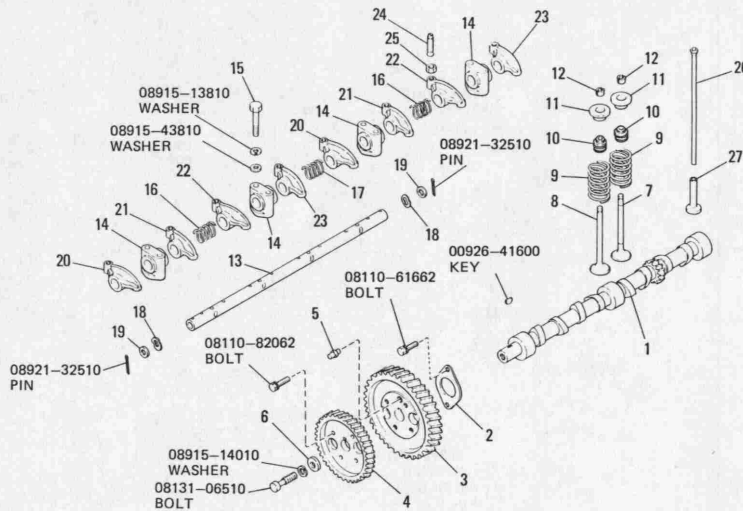
الكامشات وآلية الصمام

SECTION NO.

EN 130C-2

CAMSHAFT & VALVE MECHANISM -SD25-

NOTE



N C	s	KEY NO.	PART NUMBER	PART NAME	SPECIFICATION	QTY	UNIT PKG. FOR DIST.	P M C	APPLIED MODEL	APPLIED DATE	ICA NF	FORMER PART NO.	K D	REMARK
N		22 01	13284-L2000	ROCKER-VALVE		02		4	SD25	0486-				
N		23 01	13285-L2000	ROCKER-VALVE		02		4	SD25	0486-				
N		24 01	13287-36W00	SCREW-ADJUST, VALVE ROCKER		08		10	SD25	0486-				
N		25 01	13288-37500	NUT-LOCK, ROCKER PIVOT SCREW		08		10	SD25	0486-				
N		26 01	13238-37502	ROD-PUSH		08		5	SD25	0486-				
N		27 01	13231-78201	LIFTER-VALVE		08		10	SD25	0486-				

FIGURE

2-C9

SECTION NO.

EN 135B-1

**FRONT COVER & FITTING
-H20-**

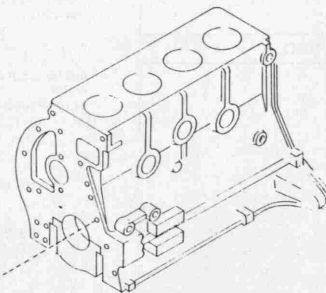
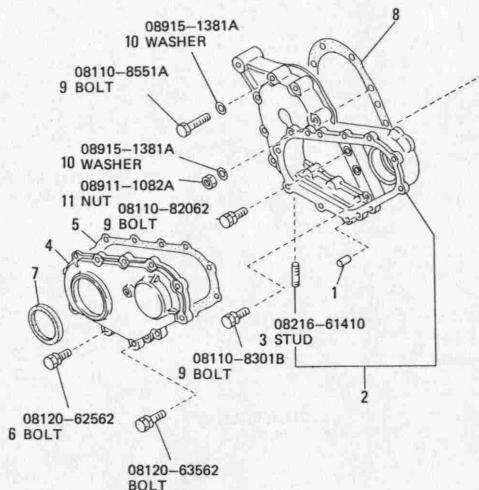
NOTE

CUBIERTA DELANTERA Y PARTES DE FIJACION

COUVERCLE AVANT ET PIECES DE FIXATION

VORDERABDECKUNG & BESCHLAGTEILE

النظام الامامي والتراكيبات



N	S	KEY NO.	PART NUMBER	PART NAME	SPECIFICATION	QTY	UNT PKG FOR DST	P M C	APPLIED MODEL	APPLIED DATE	ICA NF	FORMER PART NO.	K D	REMARK
N		1 01	11046-73402	DOWEL-WATER PUMP		02	10		H20	0486-				
N		2 01	13033-00H00	CASE-FRONT COVER		01			H20	0486-				
N		3 01	08216-61410	STUD		02	50		H20	0486-				
N		02	-63010			02	50		H20	0486-				
N		4 01	13501-00H00	COVER ASSY-FRONT		01			H20	0486-				
N		5 01	13521-L1100	PACKING-FRONT COVER		01	1		H20	0486-				
N		6 01	08120-62562	BOLT-HEX		04	20		H20	0486-				
N		7 01	13042-L1401	SEAL-OIL, CRANKSHAFT FRONT		01	1		H20	0486-				
N		8 01	13520-L1100	GASKET-CASE, FRONT COVER		01	1		H20	0486-				
N		9 01	08110-82062	BOLT-HEX		02	50		H20	0486-				
N	*	02	-83062			01	20		H20	0486-				
N		03	-8301B			01			H20	0486-	⇒	08110-83062		
N	*	04	-85510			05	25		H20	0486-				
N		05	-8551A			05			H20	0486-	⇒	08110-85510		
N	*	10 01	08915-13810	WASHER-SPRING		06	10		H20	0486-				
N		02	-1381A			06			H20	0486-	⇒	08915-13810		
N	*	11 01	08911-10810	NUT-HEX		01	50		H20	0486-				
N		02	-1082A			01			H20	0486-	⇒	08911-10810		

FICHE **2-C10**

CUBIERTA DELANTERA Y PARTES DE FIJACION

COVERCLE AVANT ET PIECES DE FIXATION

VORDERABDECKUNG & BESCHLAGTEILE

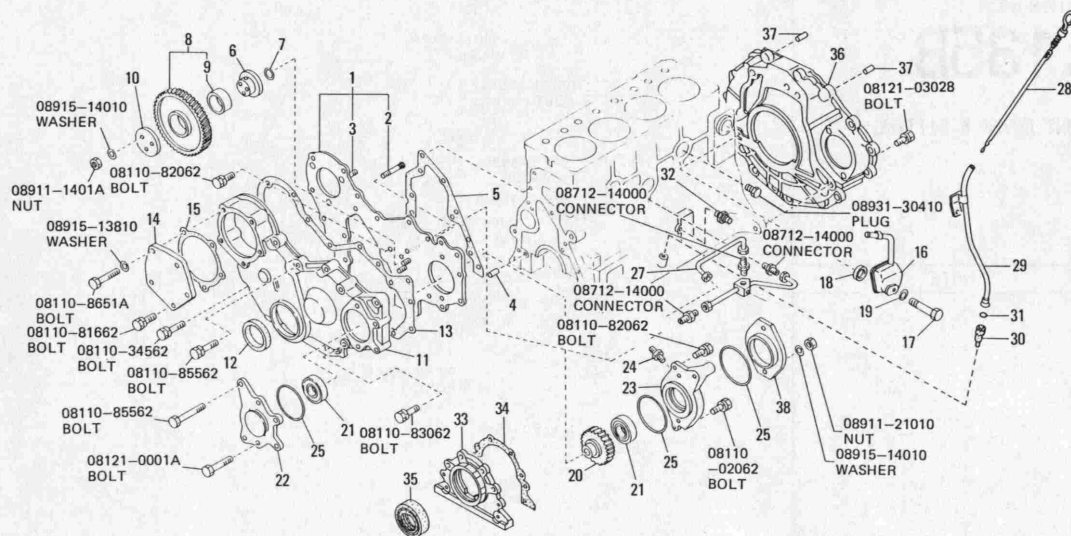
الغطاء الامامي والتراكيبات

SECTION NO.

EN **135C-1**

FRONT COVER & FITTING
-SD25-

NOTE



N C	S	KEY NO.	PART NUMBER	PART NAME	SPECIFICATION	QTY	UNIT PKG. FOR DIST.	P M C	APPLIED MODEL	APPLIED DATE	ICA NF	FORMER PART NO.	K D	REMARK
N		1 01	13031-10H00	PLATE-FRONT		01			SD25	0486-				
N		2 01	13020-L1801	BOLT-PLATE		03			SD25	0486-				
N		3 01	16702-76200	BOLT-INJECTION PUMP		03	2		SD25	0486-				
N		4 01	30412-73000	DOWEL		01	10		SD25	0486-				
N		5 01	13037-90002	GASKET-PLATE		01	10		SD25	0486-				
N		6 01	13016-L1803	SHAFT-IDLER GEAR		01	1		SD25	0486-				
N		7 01	11047-Y1400	RING-RUBBER		01	5		SD25	0486-				
N		8 01	13012-L2500	GEAR-IDLER		01	1		SD25	0486-				
N		9 01	13015-L1801	BUSHING-IDLER GEAR		01	1		SD25	0486-				
N		10 01	13011-L1802	PLATE-IDLER GEAR		01	1		SD25	0486-				
N		11 01	13034-L2501	CASE-FRONT COVER		01	1		SD25	0486-				
N		12 01	13043-72000	SEAL-OIL, CRANKSHAFT FRONT		01	2		SD25	0486-				
N		13 01	13041-L2501	GASKET-CASE, FRONT COVER		01	1		SD25	0486-				
N		14 01	13036-R8100	COVER-FRONT		01	1		SD25	0486-				
N		15 01	13044-Y5201	GASKET-FRONT COVER, RH		01	1		SD25	0486-				
N		16 01	11034-76203	BREATHER		01	1		SD25	0486-				
N		17 01	11031-76200	BOLT-BREATHER		01	10		SD25	0486-				
N		18 01	15265-76200	PACKING-BREATHER		01	2		SD25	0486-				
N		19 01	15266-76200	WASHER-BREATHER		01	2		SD25	0486-				
N		20 01	13018-L2500	GEAR-DRIVE		01	1		SD25	0486-				
N		21 01	33322-90000	BEARING-BALL		02	1		SD25	0486-				

FICHE

2-C13

MULTIPLE

COLLECTEUR

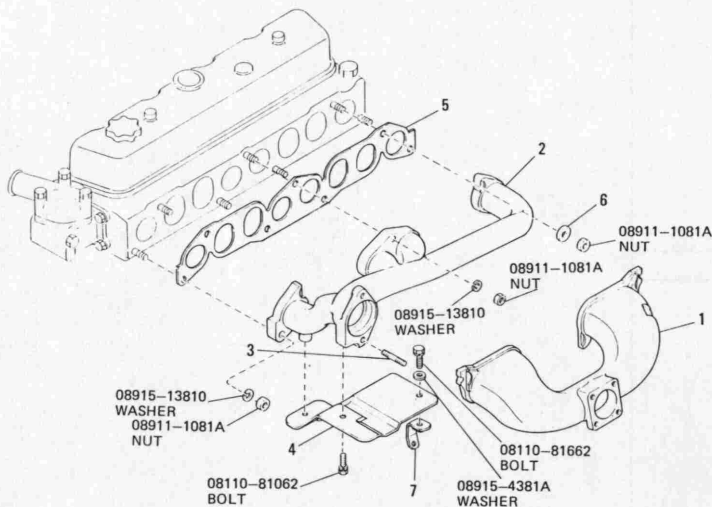
KRÜMMER

المشعب

SECTION NO.

E N 140C-1MANIFOLD
-SD25-

NOTE



N/C	S	KEY NO.	PART NUMBER	PART NAME	SPECIFICATION	QTY	UNIT PKG. FOR DEST.	P M C	APPLIED MODEL	APPLIED DATE	ICA NF	FORMER PART NO.	K D	REMARK
N		1	01	14003-L1800	MANIFOLD-INTAKE	01	1		SD25	0486-				
N		2	01	14004-L1802	MANIFOLD-EXHAUST	01			SD25	0486-				
N		3	01	01151-01004	STUD-EXHAUST TUBE	02	50		SD25	0486-				
N		4	01	14008-10H00	INSULATOR	01			SD25	0486-				
N		5	01	14035-10G00	GASKET-MANIFOLD TO CYLINDER HEAD	01	1		SD25	0486-				
N	*	6	01	14037-32200	YOKE-MANIFOLD	04	10		SD25	0486-				
N		02		-N3600		04			SD25	0486-		⇒ 14037-32200		
N		7	01	14017-10H00	SUPPORT-MANIFOLD	01			SD25	0486-				

FICHE

2-C14

VENTURI

VENTURI

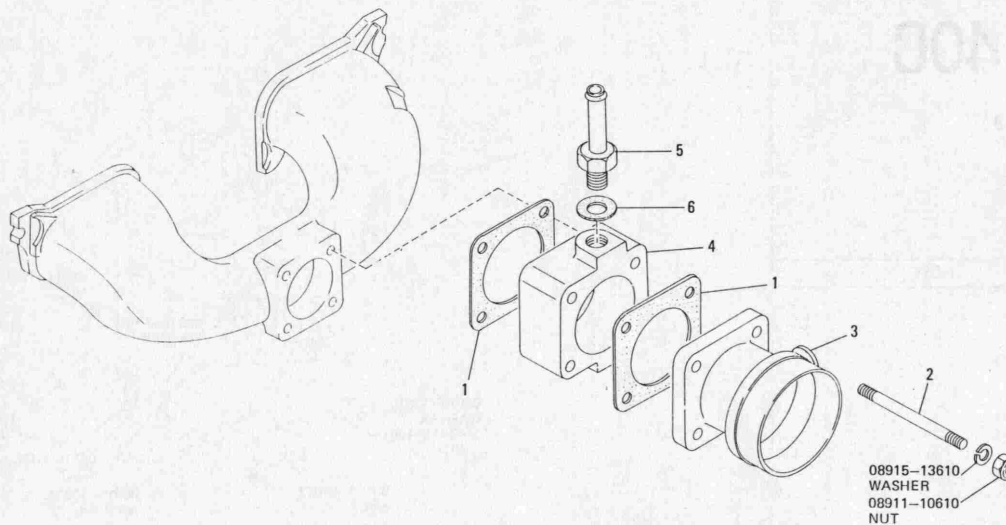
LUFFTRICHTER

اندوب فنتوری

SECTION NO.

E N 143C-1VENTURI
-SD25-

NOTE

08915-13610
WASHER
08911-10610
NUT

N C	s	KEY NO.	PART NUMBER	PART NAME	SPECIFICATION	QTY	UNIT PKG. FOR DIST	P M C	APPLIED MODEL	APPLIED DATE	ICA NF	FORMER PART NO.	K D	REMARK
N		1 01	14327-37500	GASKET-VENTURI		02	10		SD25	0486-				
N		2 01	01151-00014	STUD		04	1		SD25	0486-				
N		3 01	16576-86000	HOUSING-AIR INLET		01	1		SD25	0486-				
N		4 01	14381-10H00	SPACER-INTAKE		01			SD25	0486-				
N		5 01	16454-Q4000	CONNECTOR		01	1		SD25	0486-				
N		6 01	01351-21144	GASKET		01	10		SD25	0486-				

FICHE

2-C15

SISTEMA DE LUBRICACION

CIRCUIT DE GRAISSAGE

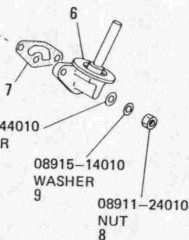
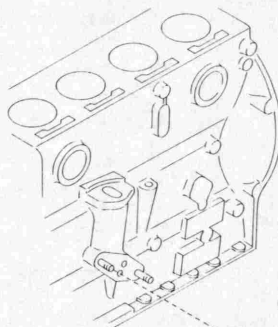
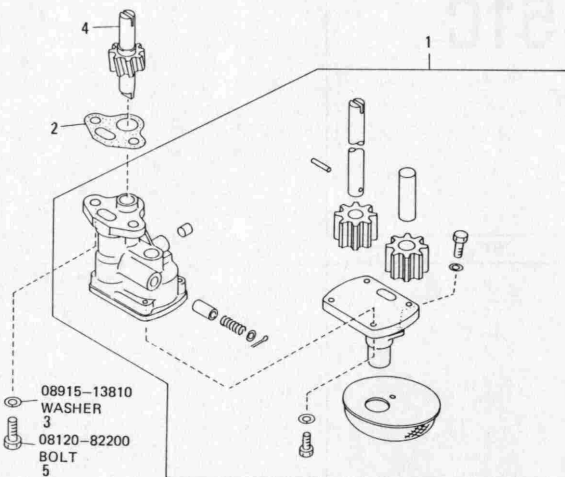
ABSCHMIERSYSTEM

نظام التشحيم

SECTION NO.

EN 150B-1LUBRICATING SYSTEM
-H20-

NOTE

08915-44010
WASHER
1008915-14010
WASHER
908911-24010
NUT
808915-13810
WASHER
3
08120-82200
BOLT
5

N C	S	KEY NO.	PART NUMBER	PART NAME	SPECIFICATION	QTY	UNIT PKG. FOR DIST.	P M C	APPLIED MODEL	APPLIED DATE	ICA NF	FORMER PART NO.	K D	REMARK
N		1 01	15010-66202	PUMP ASSY-OIL		01	1		H20	0486-				
N		2 01	15066-78200	GASKET-OIL PUMP TO CYLINDER BLOCK		01	50		H20	0486-				
N	*	3 01	08915-13810	WASHER-SPRING		02	10		H20	0486-				
N		02	-1381A			02			H20	0486-		⇒ 08915-13810		
N		4 01	15040-61000	SPINDLE ASSY-OIL PUMP DRIVE		01	1		H20	0486-				
N		5 01	08120-82200	BOLT-HEX		02			H20	0486-				
N		6 01	15238-78201	BRACKET-OIL FILTER		01	1		H20	0486-				
N		7 01	15239-E0700	GASKET-OIL FILTER TO CYLINDER BLOCK		01	10		H20	0486-				
N	*	8 01	08911-24010	NUT-HEX		02	50		H20	0486-				
N		02	-2401A			02			H20	0486-		⇒ 08911-24010		
N		9 01	08915-14010	WASHER-SPRING		02	50		H20	0486-				
N		10 01	08915-44010	WASHER-PLAIN		02	50		H20	0486-				
N		11 01	15208-H8903	FILTER ASSY-OIL		01	1		H20	0486-				

FICHE

2-C16

BOMBA DE ACEITE

POMPE A HUILE

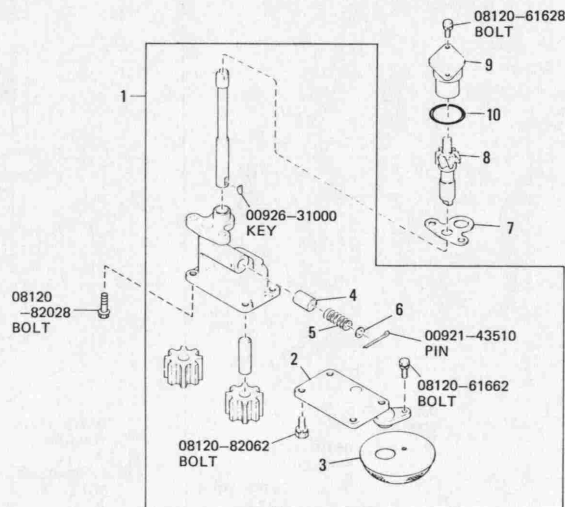
ÖLPUMPE

مضخة الزيت

SECTION NO.

EN 151C-1OIL PUMP
-SD25-

NOTE



N C	s	KEY NO.	PART NUMBER	PART NAME	SPECIFICATION	QTY	UNIT	P	APPLIED MODEL	APPLIED DATE	ICA NF	FORMER PART NO.	K D	REMARK
							PKG. FOR DIST	M C						
N		1 01	15010-T7700	PUMP ASSY-OIL		01	1		SD25	0486-				
N		2 01	15015-T3403	COVER-OIL PUMP		01	1		SD25	0486-				
N		3 01	15050-J5301	STRAINER ASSY-OIL		01	1		SD25	0486-				
N		4 01	15132-37501	VALVE ASSY-OIL REGULATOR		01	1		SD25	0486-				
N		5 01	15133-37500	SPRING-OIL REGULATOR		01	2		SD25	0486-				
N		6 01	15136-37500	WASHER-PLAIN		01	10		SD25	0486-				
N		7 01	15066-37501	GASKET-OIL PUMP TO CYLINDER BLOCK		01	10		SD25	0486-				
N		8 01	15040-37504	SPINDLE ASSY-OIL PUMP DRIVE		01	1		SD25	0486-				
N		9 01	22178-37501	SUPPORT-SPINDLE		01	1		SD25	0486-				
N		10 01	22179-37500	GASKET-SPINDLE		01	10		SD25	0486-				

FICHE

2-D2CONJUNTO DEL FILTRO DE
ACEITE

ENSEMBLE FILTRE A HUILE

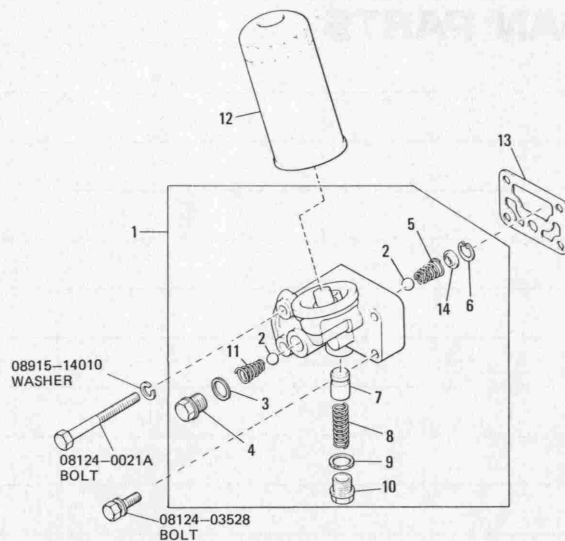
ÖLFILTER KOMPLETT

جمع مصفاة الزيت

SECTION NO.

EN 152C-1OIL FILTER ASSEMBLY
-SD25-

NOTE

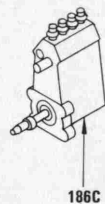
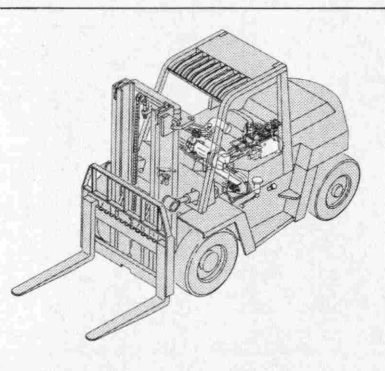
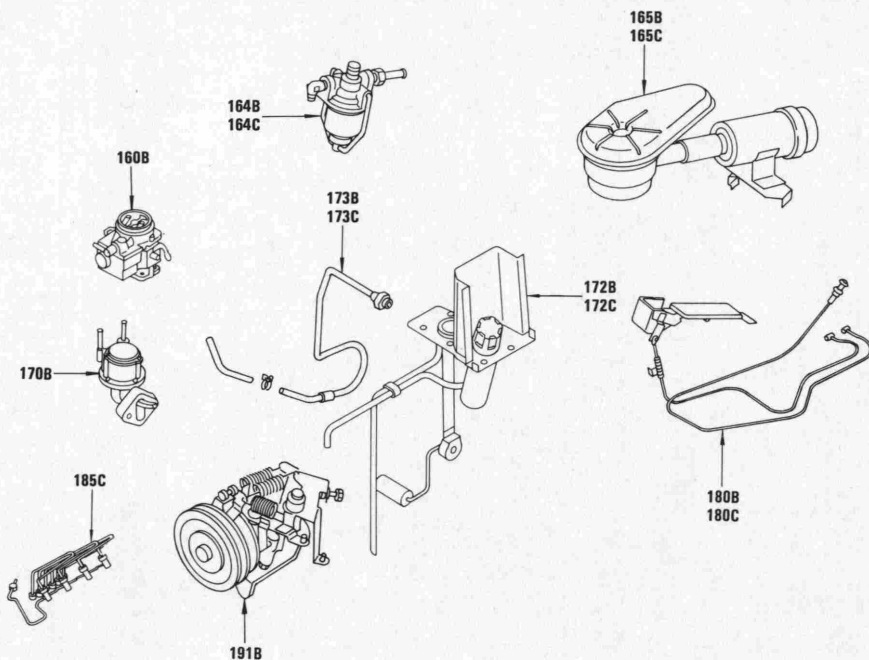


N/C	S	KEY NO.	PART NUMBER	PART NAME	SPECIFICATION	QTY	UNIT PKG. FOR DISC	P M C	APPLIED MODEL	APPLIED DATE	ICA NF	FORMER PART NO.	K D	REMARK
N		1 01	15236-T3470	BRACKET-OIL FILTER		01	1		SD25	0486-				
N		2 01	15300-76200	VALVE-SHORT, OIL FILTER		02	5		SD25	0486-				
N		3 01	15305-Y1400	WASHER		01	5		SD25	0486-				
N	*	4 01	15303-Y1400	PLUG		01	5		SD25	0486-				
N		02	-76200			01			SD25	0486-		⇒ 15303-Y1400		
N		5 01	15301-76202	SPRING-VALVE		01	2		SD25	0486-				
N		6 01	15303-76201	RING-SNAP		01	5		SD25	0486-				
N		7 01	15280-90001	VALVE		01	1		SD25	0486-				
N		8 01	15341-61500	SPRING-REGULATOR VALVE, OIL FILTER		01	5		SD25	0486-				
N		9 01	15304-61501	GASKET-OIL FILTER		01	10		SD25	0486-				
N		10 01	15303-61503	PLUG-OIL FILTER		01	5		SD25	0486-				
N		11 01	15301-76200	SPRING-SHORT VALVE, OIL FILTER		01	2		SD25	0486-				
N		12 01	15209-10H00	FILTER ASSY-OIL		01			SD25	0486-				
N		13 01	15239-V1700	GASKET-OIL FILTER TO CYLINDER BLOCK		01	1		SD25	0486-				
N		14 01	15302-76200	GUIDE-VALVE SPR		01			SD25	0486-				

FICHE

2-E1 GROUP INDEX FUEL & ENGINE CONTROL

ILLUSTRATIONS SHOWN IN GENERAL INDEX AND GROUP INDEX ARE GENERALIZED DESCRIPTIONS FOR ALL MODELS AND ARE NOT PRECISE IN ALL DETAILS.



SECTION NAME	SECTION NO.	GRID
CARBURETOR -H2O-	160B	E 2
FUEL STRAINER & FUEL HOSE -H2O-	164B	E 5
FUEL STRAINER & FUEL HOSE -SD25-	164C	E 6
AIR CLEANER -H2O-	165B	E 7
AIR CLEANER -SD25-	165C	E 8
FUEL PUMP -H2O-	170B	E 9
FUEL TANK -H2O-	172B	E10
FUEL TANK -SD25-	172C	E12
FUEL PIPING -H2O-	173B	E13
FUEL PIPING -SD25-	173C	E14
ACCELERATOR LINKAGE -H2O-	180B	E15
ACCELERATOR LINKAGE -SD25-	180C	E16
FUEL SUPPLY SYSTEM -SD25-	185C	F 2
FUEL INJECTION PUMP -SD25-	186C	F 6
GOVERNOR -H2O-	191B	F 7

B-1 GROUP INDEX

1. [Illegible text]

2. [Illegible text]

[Extremely faint and illegible text covering the majority of the page]

FICHE

2-E2

SECTION NO.

FE 160B-1CARBURETOR
-H20-

CARBURADOR

CARBURATEUR

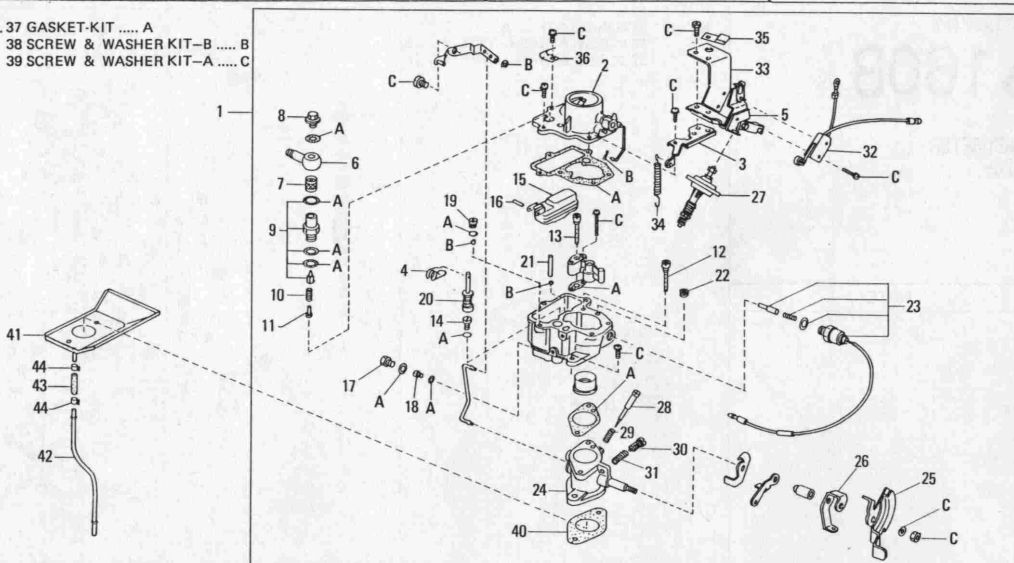
VERGASER

الكاربورياتور

NOTE:

KEY NO. 37 GASKET-KIT A
38 SCREW & WASHER KIT-B B
39 SCREW & WASHER KIT-A C

NOTE



N C	S	KEY NO.	PART NUMBER	PART NAME	SPECIFICATION	QTY	UNIT PKG. FOR DIST.	P M C	APPLIED MODEL	APPLIED DATE	ICA NF	FORMER PART NO.	K D	REMARK
N		1 01	16010-00H04	CARBURETOR ASSY		01	1		H20	0486-				
N		2 01	16266-00H04	CHAMBER ASSY-CHOKE		01			H20	0486-				
N		3 01	16161-00H04	HANGER-THROTTLE WIRE		01			H20	0486-				
N		4 01	16148-00H04	SPRING-RETURN, PISTON		01			H20	0486-				
N		5 01	16155-00H04	HOLDER-THROTTLE WIRE		01			H20	0486-				
N		6 01	16111-00H04	NIPPLE-FUEL		01			H20	0486-				
N		7 01	16098-N0100	FILTER		01	10		H20	0486-				
N		8 01	16108-A3501	SCREW-FILTER SET		01	2		H20	0486-				
N		9 01	16092-00H04	VALVE-NEEDLE		01			H20	0486-				
N		10 01	16104-31300	SPRING		01			H20	0486-				
N		11 01	16259-31300	RETAINER		01			H20	0486-				
N		12 01	16055-00H04	JET-SLOW		01			H20	0486-				
N		13 01	16036-00H04	BLEED-MAIN AIR		01			H20	0486-				
N		14 01	16166-K0304	PLUG		01			H20	0486-				
N		15 01	16061-00H04	FLOAT		01			H20	0486-				
N		16 01	16300-0102P	PIN-FLOAT		01			H20	0486-				
N		17 01	16272-B8201	PLUG-DRAIN		01	10		H20	0486-				
N		18 01	16033-T8500	JET-MAIN		01	2		H20	0486-				
N		19 01	16188-00H04	VALVE-CHOKE		01			H20	0486-				
N		20 01	16150-00H04	PUMP KIT		01			H20	0486-				
N		21 01	16285-00H04	WEIGHT-PUMP		01			H20	0486-				

H01

(PUB. NO. C-F100U)

160B-1

REVISED: APRIL

1986

FICHE

2-E3

CARBURADOR

CARBURATEUR

VERGASER

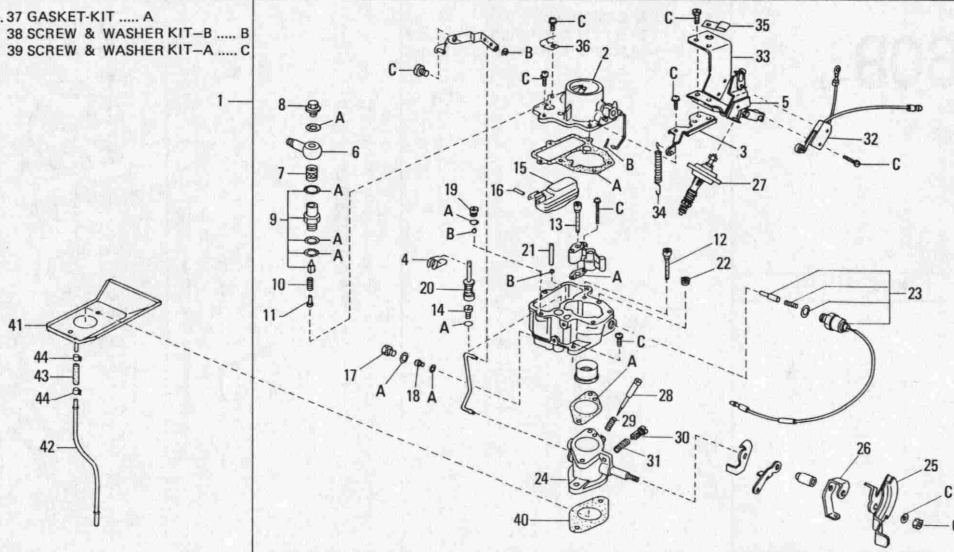
الكاربورياتور

SECTION NO.

FE 160B-2CARBURETOR
-H2O-

NOTE

NOTE:

KEY NO. 37 GASKET-KIT A
38 SCREW & WASHER KIT-B B
39 SCREW & WASHER KIT-A C

N/C	s	KEY NO.	PART NUMBER	PART NAME	SPECIFICATION	QTY	UNIT PKG. FOR DIST.	P M C	APPLIED MODEL	APPLIED DATE	ICA NF	FORMER PART NO.	K D	REMARK
N		22 01	16204-31300	JET-SLOW		01			H20	0486-				
N		23 01	16196-00H04	VALVE-SOLENOID, ANTI DIESELING		01			H20	0486-				
N		24 01	16293-00H04	CHAMBER ASSY-THROTTLE		01			H20	0486-				
N		25 01	16134-00H04	LEVER-THROTTLE		01			H20	0486-				
N		26 01	16280-00H04	ARM-2ND THROTTLE		01			H20	0486-				
N		27 01	16182-09M00	DASHPOT ASSY		01	1		H20	0486-				
N		28 01	16145-00H04	SCREW-ADJUST, IDLE		01			H20	0486-				
N		29 01	16145-62S00	SPRING-SCREW, ADJUST		01	1		H20	0486-				
N		30 01	16144-V5501	SCREW-THROTTLE ADJUST		01			H20	0486-				
N		31 01	16193-00H04	SPRING-THROTTLE SCREW		01			H20	0486-				
N		32 01	16260-00H04	SWITCH-THROTTLE		01			H20	0486-				
N		33 01	16371-00H04	ROD-PUMP		01			H20	0486-				
N		34 01	16160-00H04	SPRING-THROTTLE PRIMARY		01			H20	0486-				
N		35 01	16187-W7000	HOLDER-CLIP		01	1		H20	0486-				
N		36 01	16277-00H04	CLAMP		01			H20	0486-				
N		37 01	16455-00H04	GASKET KIT		01			H20	0486-				
N		38 01	16475-00H04	SCREW & WASHER KIT-B		01			H20	0486-				
N		39 01	16465-00H04	SCREW & WASHER KIT-A		01			H20	0486-				
N		40 01	16174-00H00	INSULATOR-CARBURETOR		02	1		H20	0486-				
N		41 01	14330-00H01	PLATE-HEAT SHIELD		01			H20	0486-				

FICHE

2-E4

SECTION NO.

F E 160B-3CARBURETOR
-H20-

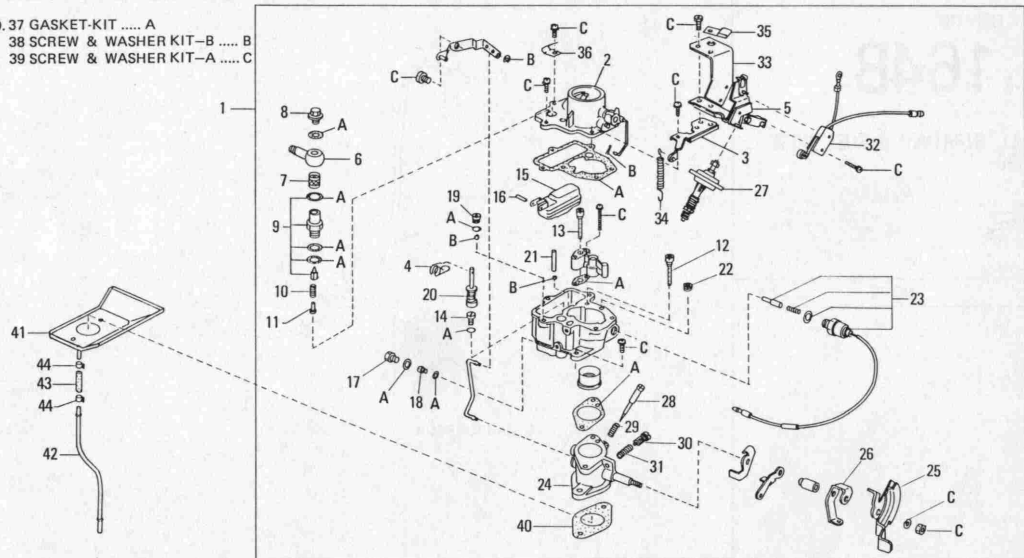
CARBURADOR

CARBURATEUR

VERGASER

الكاربوريتور

NOTE:

KEY NO. 37 GASKET-KIT A
38 SCREW & WASHER KIT-B B
39 SCREW & WASHER KIT-A C

NOTE

N/C	S	KEY NO.	PART NUMBER	PART NAME	SPECIFICATION	QTY	UNIT PKG. FOR DIST	P M C	APPLIED MODEL	APPLIED DATE	ICA NF	FORMER PART NO.	K D	REMARK
N		42 01	14331-00H00	PIPE-FUEL RECEIVER		01			H20	0486-				
N		43 01	14334-47705	HOSE-CARBURETOR TO I.R.S TUBE	L=33	01	1		H20	0486-				
N		44 01	16439-A0601	CLAMP-HOSE		02			H20	0486-				

FICHE

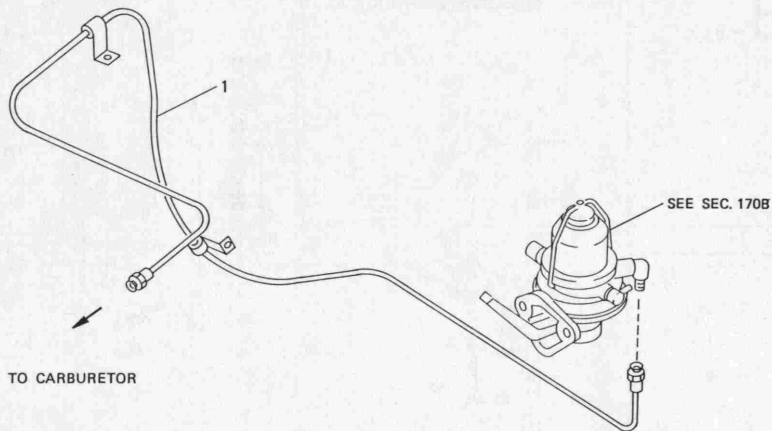
2-E5COLADOR DE COMBUSTIBLE
Y MANGERA DE COMBUSTI-
BLECREPINE A CARBURANT ET
DURITE D'ALIMENTATIONKRAFTSTOFFSIEB & KRAFT-
STOFFSCHLAUCH

مصفاة الوقود وخرطوم الوقود

SECTION NO.

F E 164B-1FUEL STRAINER & FUEL HOSE
-H20-

NOTE



N C	S	KEY NO.	PART NUMBER	PART NAME	SPECIFICATION	QTY	UNIT	P	APPLIED MODEL	APPLIED DATE	ICA NF	FORMER PART NO.	K D	REMARK
							PKG. FOR DIST	M C						
N		1 01	17522-00H00	TUBE ASSY-FUEL PUMP TO CARBURETOR		01			H20	0486-				

FICHE

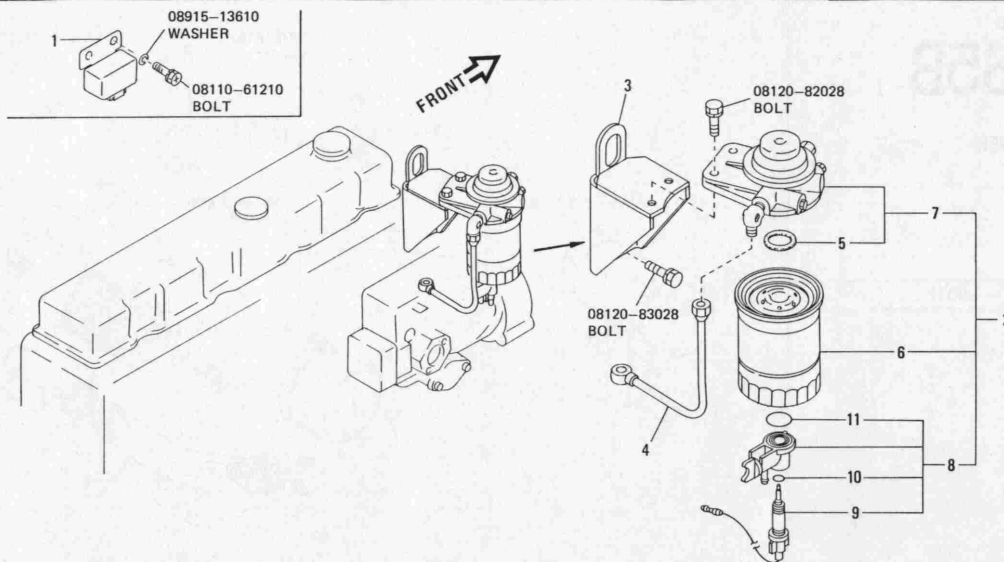
2-E6COLADOR DE COMBUSTIBLE
Y MANGERA DE COMBUSTI-
BLECREPINE A CARBURANT ET
DURITE D'ALIMENTATIONKRAFTSTOFFSIEB & KRAFT-
STOFFSCHLAUCH

مصفاة الوقود وخرطوم الوقود

SECTION NO.

F E 164C-1**FUEL STRAINER & FUEL HOSE
-SD25-**

NOTE



N C	S	KEY NO.	PART NUMBER	PART NAME	SPECIFICATION	QTY	UNIT PKG. FOR DIST	P M C	APPLIED MODEL	APPLIED DATE	ICA NF	FORMER PART NO.	K D	REMARK
N		1 01	16450-L1105	DETECTOR ASSY		01		1	SD25	0486-				
N		2 01	16400-10H03	STRAINER ASSY-FUEL FOR DIESEL		01			SD25	0486-				
N		3 01	16419-10H00	BRACKET-STRAINER		01			SD25	0486-				
N		4 01	17521-10H00	TUBE ASSY-FUEL		01			SD25	0486-				
N		5 01	16407-W4900	SEAL-O RING		01		5	SD25	0486-				
N		6 01	16405-T9005	CARTRIDGE ASSY		01		1	SD25	0486-				
N		7 01	16401-10H03	PUMP ASSY-PRIMING		01			SD25	0486-				
N		8 01	16413-T9003	SENSOR ASSY, W/DRAIN COCK		01			SD25	0486-				
N		9 01	16412-T9002	SENSOR ASSY		01			SD25	0486-				
N		10 01	16407-T9001	SEAL-O RING		01			SD25	0486-				
N		11 01	16406-T9001	SEAL-O RING		01			SD25	0486-				

FICHE

2-E7

FILTRO DE AIRE

FILTRE A AIR

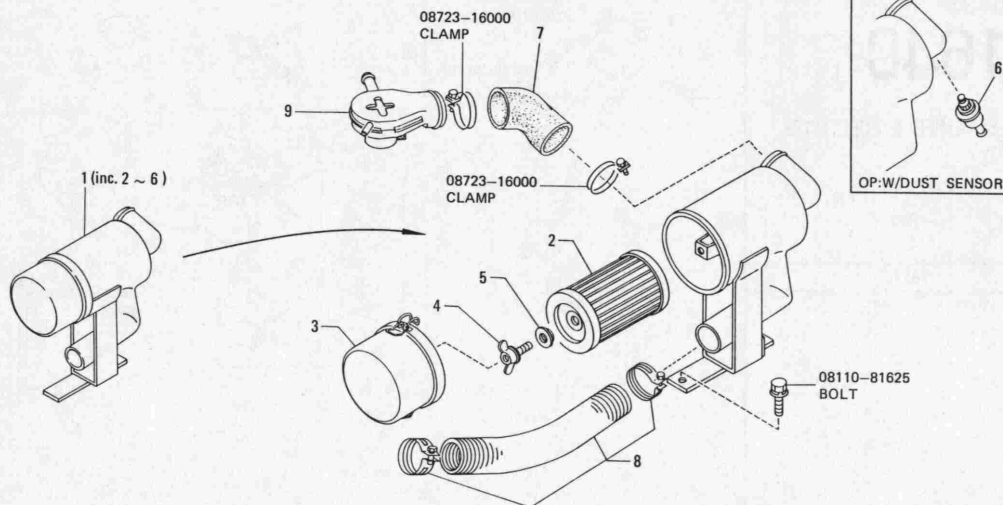
LUFTFILTER

منظف الهواء

SECTION NO.

FE 165B-1AIR CLEANER
-H2O-

NOTE



N C	S	KEY NO.	PART NUMBER	PART NAME	SPECIFICATION	QTY	UNIT PKG. FOR DIST	P M C	APPLIED MODEL	APPLIED DATE	ICA NF	FORMER PART NO.	K D	REMARK
N		1 01	16501-02H01	CYCLONE-AIR CLEANER		01			PNEU	0486-				
N		02	-03H01		W/DUST SENSOR	01			OP: PNEU	0486-				
N		03	-00H16			01			CUSH	0486-				
N		04	-01H16		W/DUST SENSOR	01			OP: CUSH	0486-				
N		2 01	16546-00H10	ELEMENT ASSY-CYCLONE AIR CLEANER		01				0486-				
N		3 01	16526-02H00	COVER ASSY-AIR CLEANER		01				0486-				
N		4 01	16516-02H00	BOLT-CENTER		01				0486-				
N		5 01	16511-99014	PACKING ASSY		01		1		0486-				
N		6 01	16588-03H00	SERVICE INDICATOR ASSY	W/DUST SENSOR	01			OP	0486-				
N		7 01	16575-01H05	HOSE-AIR CLEANER		01			PNEU>H2O	0486-				
N		02	-00H11			01			CUSH	0486-				
N		8 01	16577-00H00	HOSE-AIR DUCT		01				0486-				
N		9 01	16267-00H00	HORN-AIR, CARBURETOR		01			GAS	0486-				

FICHE

2-E8

FILTRO DE AIRE

FILTRE A AIR

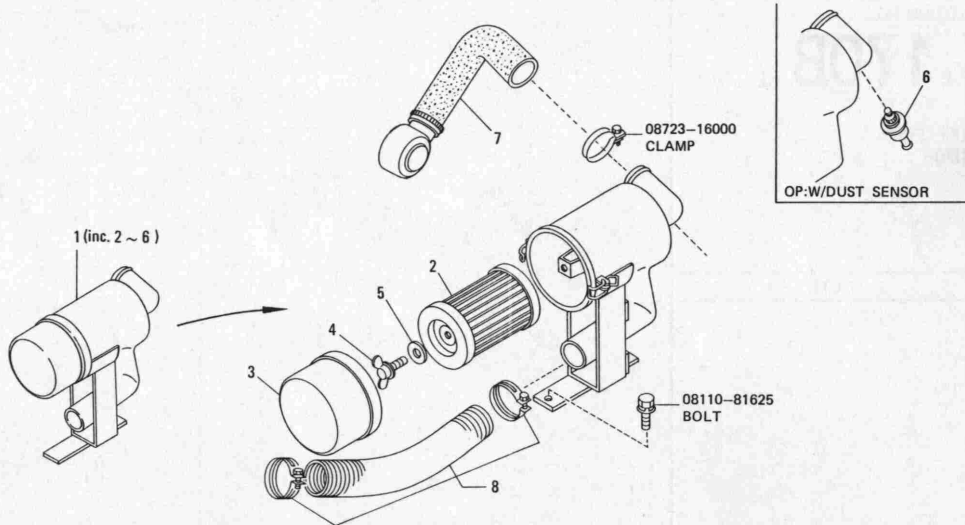
LUFTFILTER

منظف الهواء

SECTION NO.

FE 165C-1**AIR CLEANER
-SD25-**

NOTE



N C	s	KEY NO.	PART NUMBER	PART NAME	SPECIFICATION	QTY	UNIT PKG. FOR DIST	P M C	APPLIED MODEL	APPLIED DATE	ICA NF	FORMER PART NO.	K D	REMARK
N		1 01	16501-02H01	CYCLONE-AIR CLEANER		01			PNEU	0486-				
N		02	-03H01		W/DUST SENSOR	01			OP:PNEU	0486-				
N		03	-00H16			01			CUSH	0486-				
N		04	-01H16		W/DUST SENSOR	01			OP:CUSH	0486-				
N		2 01	16546-00H10	ELEMENT ASSY-CYCLONE AIR CLEANER		01				0486-				
N		3 01	16526-02H00	COVER ASSY-AIR CLEANER		01				0486-				
N		4 01	16516-02H00	BOLT-CENTER		01				0486-				
N		5 01	16511-99014	PACKING ASSY		01	1			0486-				
N		6 01	16588-03H00	SERVICE INDICATOR ASSY	W/DUST SENSOR	01			OP	0486-				
N		7 01	16575-11H00	HOSE-AIR CLEANER		01			SD25	0486-				
N		8 01	16577-00H00	HOSE-AIR DUCT		01				0486-				

FICHE

2-E9

BOMBA DE COMBUSTIBLE

POMPE D'ALIMENTATION

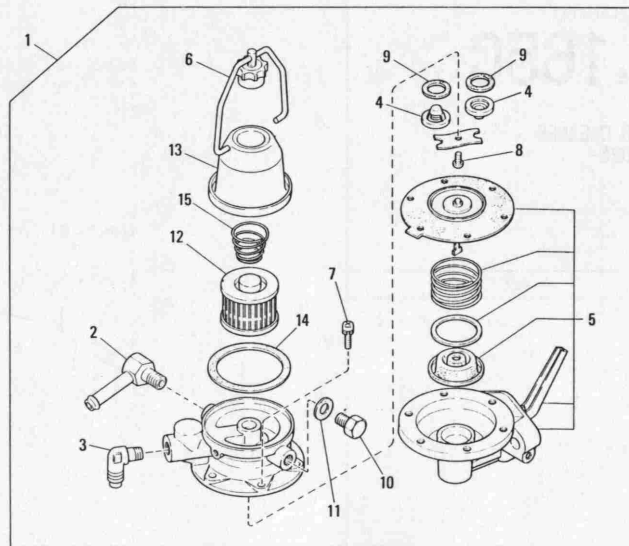
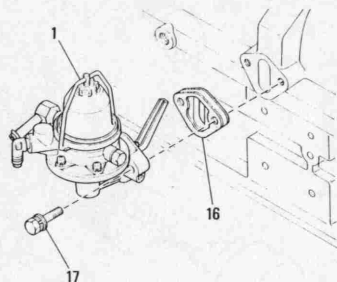
KRAFTSTOFFPUMPE

مضخة الوقود

SECTION NO.

FE 170B-1FUEL PUMP
-H20-

NOTE



N C	s	KEY NO.	PART NUMBER	PART NAME	SPECIFICATION	QTY	UNIT PKG. FOR DIST	P M C	APPLIED MODEL	APPLIED DATE	ICA NF	FORMER PART NO.	K D	REMARK
N		1 01	17010-00H01	PUMP ASSY-FUEL		01	1		H20	0486-				
N		2 01	17103-05H01	CONNECTOR-ELBOW		01			H20	0486-				
N		3 01	17103-K5001	CONNECTOR ASSY-FUEL, OUTLET		01	1		H20	0486-				
N		4 01	17065-13210	VALVE ASSY		02			H20	0486-				
N		5 01	17013-J0105	BODY COMPL-LOWER, W/ARM		01	1		H20	0486-				
N		6 01	16440-35210	BAND ASSY-BODY COVER		01	2		H20	0486-				
N		7 01	17089-M0100	SCREW		06	10		H20	0486-				
N		8 01	17075-M0100	SCREW		01	10		H20	0486-				
N		9 01	17061-50000	GASKET-VALVE		02	50		H20	0486-				
N		10 01	17078-32201	CONNECTOR ASSY-FUEL, INLET		01	1		H20	0486-				
N		11 01	17088-32200	GASKET-DRAIN PLUG		01	10		H20	0486-				
N		12 01	16404-78213	FILTER		01	5		H20	0486-				
N	*	13 01	16402-48200	COVER-BODY		01	1		H20	0486-				
N		02	-K4046			01			H20	0486-				
N		14 01	16407-00H01	GASKET-BODY COVER		01			H20	0486-		⇒ 16402-48200		
N		15 01	16405-10400	SPRING-FUEL STRAINER		01	1		H20	0486-				
N		16 01	16420-A0600	SPACER-FUEL PUMP		01	5		H20	0486-				
N		17 01	08120-83525	BOLT-HEX		02	50		H20	0486-				

H01

(PUB.NO. C-F100U)

170B -1

REVISED: APRIL

1986

FICHE

2-E10

DEPOSITO DE COMBUSTIBLE

RESERVOIR A CARBURANT

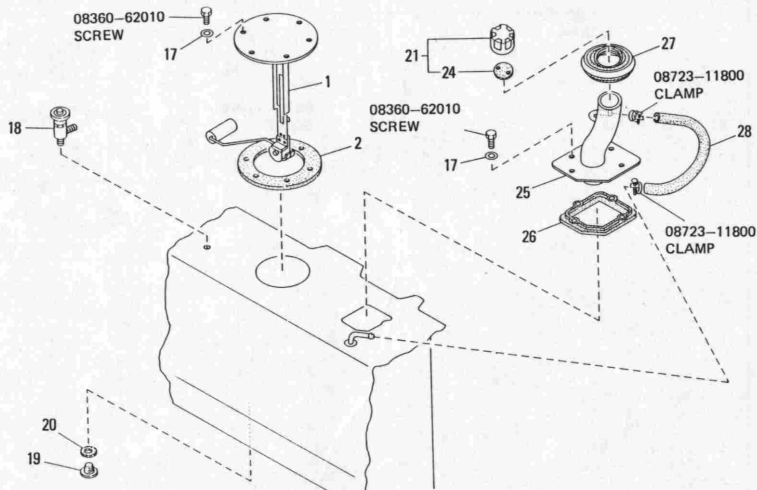
KRAFTSTOFFBEHÄLTER

خزان الوقود

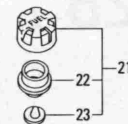
SECTION NO.

F E 172B-1**FUEL TANK
-H20-**

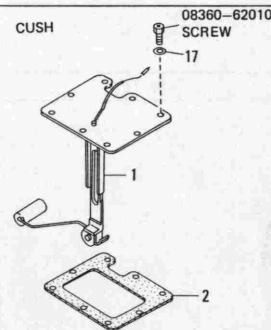
NOTE



CUSH



CUSH



N C	S	KEY NO.	PART NUMBER	PART NAME	SPECIFICATION	QTY	UNIT PKG. FOR DIST	P M C	APPLIED MODEL	APPLIED DATE	ICA NF	FORMER PART NO.	K D	REMARK
N		1 01	25060-00H00	GAUGE ASSY-TANK UNIT		01			CUSH	0486-				
N		02	-11H00			01	1		PNEU>H20	0486-				
N		2 01	17342-00H00	PACKING-FUEL GAUGE		01			CUSH	0486-				
N		02	-L9000			01	1		PNEU>H20	0486-				
		3 01		(KEY NUMBER NOT IN USE AT THIS TIME)										
		4 01		(KEY NUMBER NOT IN USE AT THIS TIME)										
		5 01		(KEY NUMBER NOT IN USE AT THIS TIME)										
		6 01		(KEY NUMBER NOT IN USE AT THIS TIME)										
		7 01		(KEY NUMBER NOT IN USE AT THIS TIME)										
		8 01		(KEY NUMBER NOT IN USE AT THIS TIME)										
		9 01		(KEY NUMBER NOT IN USE AT THIS TIME)										
		10 01		(KEY NUMBER NOT IN USE AT THIS TIME)										
		11 01		(KEY NUMBER NOT IN USE AT THIS TIME)										
		12 01		(KEY NUMBER NOT IN USE AT THIS TIME)										
		13 01		(KEY NUMBER NOT IN USE AT THIS TIME)										
		14 01		(KEY NUMBER NOT IN USE AT THIS TIME)										
		15 01		(KEY NUMBER NOT IN USE AT THIS TIME)										
		16 01		(KEY NUMBER NOT IN USE AT THIS TIME)										
N		17 01	17224-L1100	WASHER-SEAL		08	1		CUSH	0486-				

FICHE

2-E11

DEPOSITO DE COMBUSTIBLE

RESERVOIR A CARBURANT

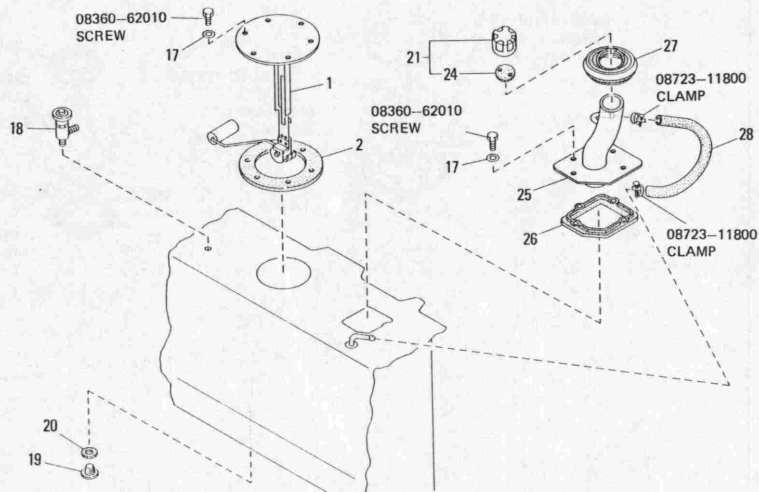
KRAFTSTOFFBEHÄLTER

خزان الوقود

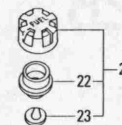
SECTION NO.

F E 172B-2FUEL TANK
-H2O-

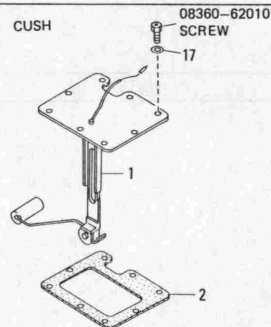
NOTE



CUSH



CUSH



N C	s	KEY NO.	PART NUMBER	PART NAME	SPECIFICATION	QTY	UNIT	P	APPLIED MODEL	APPLIED DATE	ICA NF	FORMER PART NO.	K D	REMARK
							PKG FOR DIST	M C						
N		17 02	17224-L1100	WASHER-SEAL		06	1		PNEU>H20	0486-				
N		03	-L1100			04	1		PNEU>H20	0486-				
N		18 01	17510-L0400	VALVE ASSY-FUEL CHECK		01	1		H20	0486-				
N		19 01	01641-00071	PLUG-DRAIN		01	1		H20	0486-				
N		20 01	01352-00291	PACKING-DRAIN PLUG		01	1		H20	0486-				
N		21 01	17251-L6000	CAP ASSY-FILLER		01	1		CUSH	0486-				
N		02	-L1101			01	1		PNEU>H20	0486-				
N		22 01	17255-L6000	SEAT-FILLER CAP		01	1		CUSH	0486-				
N		23 01	17256-L6000	VALVE-FILLER CAP		01	1		CUSH	0486-				
N		24 01	17254-L1101	PACKING-FILLER CAP		01	1		PNEU>H20	0486-				
N		25 01	17222-14H10	NECK ASSY-FILLER		01	1		PNEU>H20	0486-				
N		26 01	17225-04H00	PACKING-FILLER NECK		01	1		PNEU>H20	0486-				
N		27 01	17240-14H00	GUARD ASSY-SPILL		01	1		PNEU>H20	0486-				
N		28 01	17525-20H09	HOSE-FUEL		01	1		PNEU>H20	0486-				

FICHE

2-E12

DEPOSITO DE COMBUSTIBLE

RESERVOIR A CARBURANT

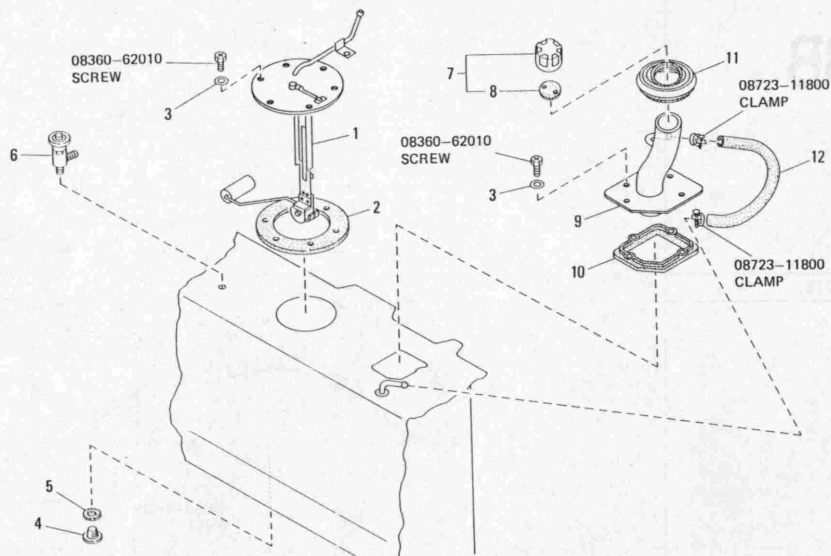
KRAFTSTOFFBEHÄLTER

خزان الوقود

SECTION NO.

FE 172C-1**FUEL TANK
-SD25-**

NOTE



N C	S	KEY NO.	PART NUMBER	PART NAME	SPECIFICATION	QTY	UNIT PKG. FOR DIST	P M C	APPLIED MODEL	APPLIED DATE	ICA NF	FORMER PART NO.	K D	REMARK
N		1 01	25060-10H00	GAUGE ASSY-TANK UNIT		01		1	SD25	0486-				
N		2 01	17342-L9000	PACKING-FUEL GAUGE		01		1	SD25	0486-				
N		3 01	17224-L1100	WASHER-SEAL		06		1	SD25	0486-				
N		02	-L1100			04		1	SD25	0486-				
N		4 01	01641-00071	PLUG-DRAIN		01			SD25	0486-				
N		5 01	01352-00291	PACKING-DRAIN PLUG		01			SD25	0486-				
N		6 01	17510-L0400	VALVE ASSY-FUEL CHECK		01		1	SD25	0486-				
N		7 01	17251-L1101	CAP ASSY-FILLER		01		1	SD25	0486-				
N		8 01	17254-L1101	PACKING-FILLER CAP		01		1	SD25	0486-				
N		9 01	17222-14H10	NECK ASSY-FILLER		01			SD25	0486-				
N		10 01	17225-04H00	PACKING-FILLER NECK		01			SD25	0486-				
N		11 01	17240-14H00	GUARD ASSY-SPILL		01			SD25	0486-				
N		12 01	17525-20H09	HOSE-FUEL		01			SD25	0486-				

FICHE **2-E13**

TUBERIA DE COMBUSTIBLE

CONDUITES D'ALIMENTATION

KRAFTSTOFFLEITUNG

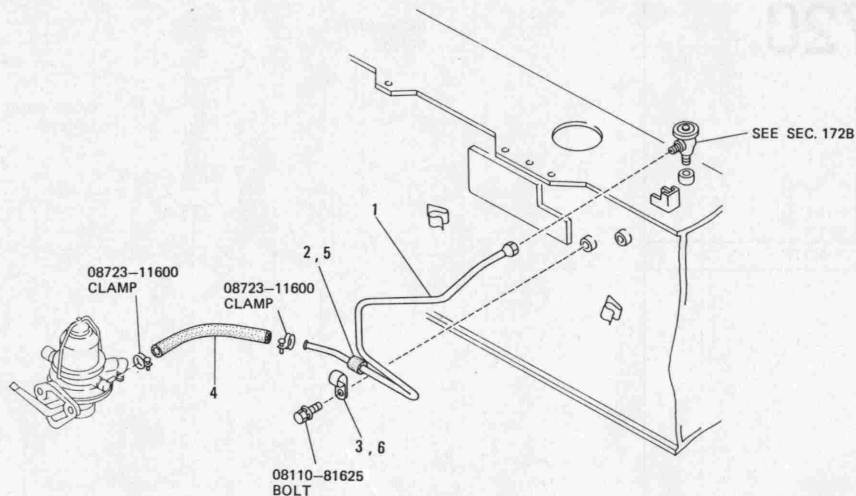
شبكة خراطيم الوقود

SECTION NO.

F E **173B-1**

FUEL PIPING
-H2O-

NOTE



N G	S	KEY NO.	PART NUMBER	PART NAME	SPECIFICATION	QTY	UNIT PKG. FOR DIST.	P M C	APPLIED MODEL	APPLIED DATE	ICA NF	FORMER PART NO.	K D	REMARK
N		1 01	17506-03H01	TUBE-FUEL, NO 2		01			CUSH	0486-				
N		02	-04H05			01			PNEU>H2O	0486-				
N		2 01	17562-L1100	INSULATOR-FUEL TUBE, NO 2		01	1		CUSH	0486-				
N		3 01	17555-L1101	CLIP-FUEL TUBE, NO 5		01	1		CUSH	0486-				
N		4 01	17525-10H08	HOSE-FUEL		01			H2O	0486-				
N		5 01	17562-L1100	INSULATOR-FUEL TUBE, NO 1		01	1		PNEU>H2O	0486-				
N		6 01	17555-L1101	CLIP-FUEL TUBE, NO 1		01	1		PNEU>H2O	0486-				

NOTE

Install the best!
GENUINE NISSAN PARTS

FICHE

2-E15

SECTION NO.

FE 180B-1ACCELERATOR LINKAGE
-H20-

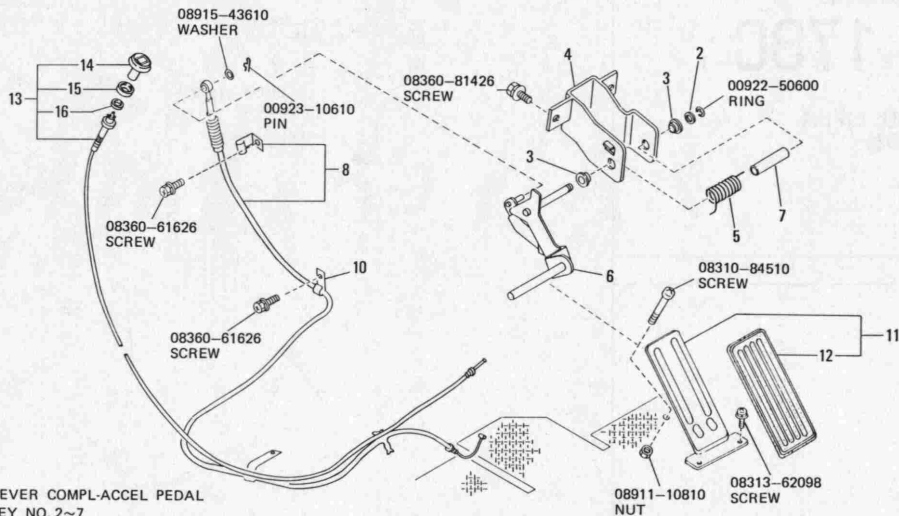
NOTE

VARILLAJE DEL ACELERA-
DORTRINGLERIE D'ACCELE-
TEUR.

VERGASERGESTÄNGE

توصيلة دعة الوقود

CUSH

NOTE: KEY NO. 1 LEVER COMPL-ACCEL PEDAL
INCLUDES KEY NO. 2-7

N C	S	KEY NO.	PART NUMBER	PART NAME	SPECIFICATION	QTY	UNIT PKG. FOR DIST.	P M C	APPLIED MODEL	APPLIED DATE	ICA NF	FORMER PART NO.	K D	REMARK
N		1 01	18005-24H00	LEVER COMPL-ACCEL PEDAL		01	1		H20	0486-				
N		2 01	18019-15800	WASHER		01	10		H20	0486-				
N		3 01	18119-50100	BEARING-PEDAL ROD		02	5		H20	0486-				
N		4 01	18020-24H00	BRACKET-PEDAL LEVER		01			H20	0486-				
N		5 01	18215-14H02	SPRING-PEDAL ROD		01	1		H20	0486-				
N		6 01	18010-24H00	LEVER ASSY-PEDAL		01			H20	0486-				
N		7 01	18024-24H00	GUIDE-ACCELERATOR SPRING		01			H20	0486-				
N		8 01	18201-14H00	WIRE ASSY-ACCELERATOR		01			CUSH	0486-				
N		02	-04H00			01	1		PNEU-H20	0486-				
N		9 01	18455-11H00	CLAMP-WIRE ACCELERATOR		01			CUSH	0486-				
N		10 01	18167-17H00	CLIP-WIRE, ACCELERATOR		01			H20	0486-				
N		11 01	18110-11H00	PEDAL-ACCELERATOR		01			H20	0486-				
N		12 01	18017-58000	PAD-ACCELERATOR PEDAL		01	1		H20	0486-				
N		13 01	18410-00H00	WIRE ASSY-CHOKE CONTROL		01	1		H20	0486-				
N		14 01	18416-M3000	KNØB-CHOKE CONTROL		01	1		H20	0486-				
N		15 01	25163-M0200	ESCUTCHEON		01	2		H20	0486-				
N		16 01	18413-00H00	SPACER		01			H20	0486-				

FICHE

2-E16

SECTION NO.

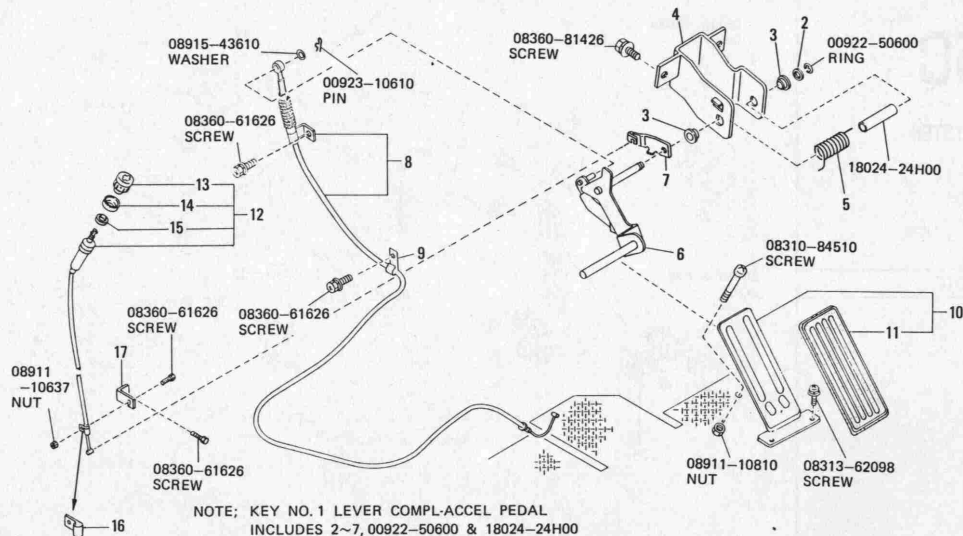
FE 180C-1**ACCELERATOR LINKAGE
-SD25-**

NOTE

VARILLAJE DEL ACELERA-
DORTRINGLERIE D'ACCELE-
TEUR

VERGASERGESTÄNGE

توصيلة دعسة الوقود



NOTE: KEY NO.1 LEVER COMPL-ACCEL PEDAL
INCLUDES 2~7, 00922-50600 & 18024-24H00

N C	S	KEY NO.	PART NUMBER	PART NAME	SPECIFICATION	QTY	UNIT PKG FOR DIST	P M C	APPLIED MODEL	APPLIED DATE	ICA NF	FORMER PART NO.	K D	REMARK
N		1 01	18005-24H05	LEVER COMPL-ACCEL PEDAL		01	1		SD25	0486-				
N		2 01	18019-15800	WASHER		01	10		SD25	0486-				
N		3 01	18119-50100	BEARING-PEDAL ROD		02	5		SD25	0486-				
N		4 01	18020-24H00	BRACKET-PEDAL LEVER		01			SD25	0486-				
N		5 01	18215-14H02	SPRING-PEDAL ROD		01	1		SD25	0486-				
N		6 01	18010-24H00	LEVER ASSY-PEDAL		01			SD25	0486-				
N		7 01	18485-11H00	LEVER-IDLE		01			SD25	0486-				
N		8 01	18201-04H10	WIRE ASSY-ACCELERATOR		01	1		SD25	0486-				
N		9 01	18167-17H00	CLIP-WIRE, ACCELERATOR		01			SD25	0486-				
N		10 01	18110-11H00	PEDAL-ACCELERATOR		01			SD25	0486-				
N		11 01	18017-58000	PAD-ACCELERATOR PEDAL		01	1		SD25	0486-				
N		12 01	18480-14H05	WIRE ASSY-IDLE CONTROL		01	1		SD25	0486-				
N		13 01	18415-V0701	KNOB-IDLE CONTROL WIRE		01	1		SD25	0486-				
N		14 01	25163-M0200	ESCUTCHEON-ENGINE CONTROL		01	2		SD25	0486-				
N		15 01	18413-17H00	SPACER		01			SD25	0486-				
N		16 01	18455-11H00	CLAMP ASSY-IDLE WIRE		01			SD25	0486-				
N		17 01	18418-00H00	BRACKET-THROTTLE CONTROL		01			SD25	0486-				

FICHE

2-F2

SECTION NO.

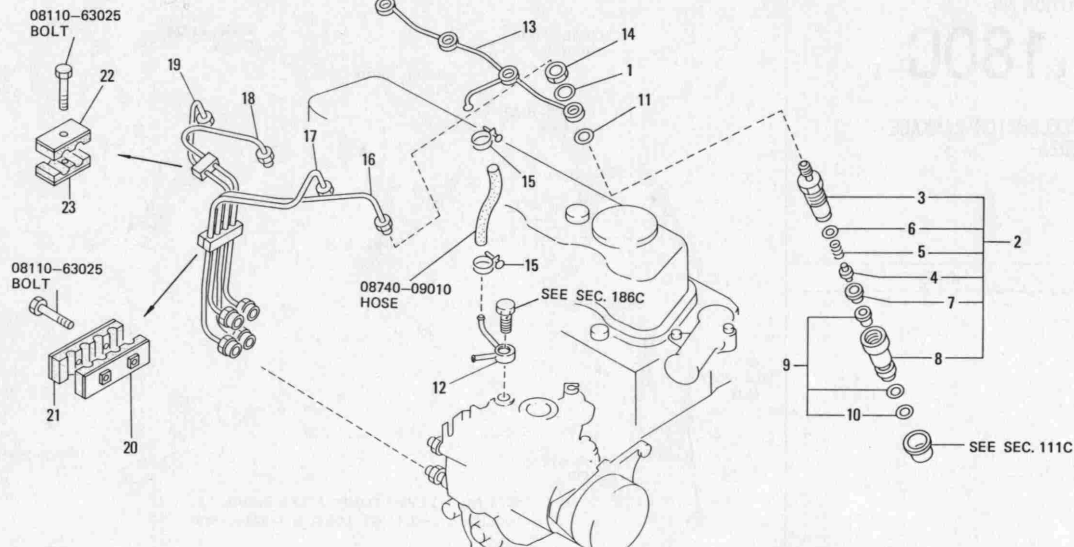
FE 185C-1**FUEL SUPPLY SYSTEM
-SD25-**SISTEMA DE ALIMENTACION
DE COMBUSTIBLE

CIRCUIT D'ALIMENTATION

KRAFTSTOFFFÖRDERANLAGE

نظام تزويد الطاقة

NOTE



NG	S	KEY NO.	PART NUMBER	PART NAME	SPECIFICATION	QTY	UNIT PKG. FOR DIST.	P M C	APPLIED MODEL	APPLIED DATE	ICA NF	FORMER PART NO.	K D	REMARK
N		1 01	16602-V1702	GASKET-NOZZLE		04	10		SD25	0486-				
N		02	16635-J5570			04	5		SD25	0486-				
N		2 01	16600-36W25	NOZZLE ASSY & HOLDER		04			SD25	0486-				
N		3 01	16610-36W00	HOLDER ASSY-NOZZLE		04	1		SD25	0486-				
N		4 01	16612-37500	ROD-PUSH		04	10		SD25	0486-				
N		5 01	16615-37500	SPRING-NOZZLE		04	1		SD25	0486-				
N		6 01	16613-V0700	WASHER-ADJUSTING		04	4		SD25	0486-				
N		02	-V0701		T=0.50	04	4		SD25	0486-				
N		03	-V0702		T=0.52	04	4		SD25	0486-				
N		04	-V0703		T=0.54	04	4		SD25	0486-				
N		05	-V0704		T=0.56	04	4		SD25	0486-				
N		06	-V0705		T=0.58	04	4		SD25	0486-				
N		07	-V0706		T=0.60	04	4		SD25	0486-				
N		08	-V0707		T=0.62	04	4		SD25	0486-				
N		09	-V0708		T=0.64	04	4		SD25	0486-				
N		10	-V0709		T=0.66	04	4		SD25	0486-				
N		11	-V0710		T=0.68	04	4		SD25	0486-				
N		12	-V0711		T=0.70	04	4		SD25	0486-				
N		13	-V0712		T=0.72	04	4		SD25	0486-				
N		14	-V0713		T=0.74	04	4		SD25	0486-				
N		15	-V0714		T=0.76	04	4		SD25	0486-				
N					T=0.78	04	4		SD25	0486-				

FICHE

2-F3SISTEMA DE ALIMENTACION
DE COMBUSTIBLE

CIRCUIT D'ALIMENTATION

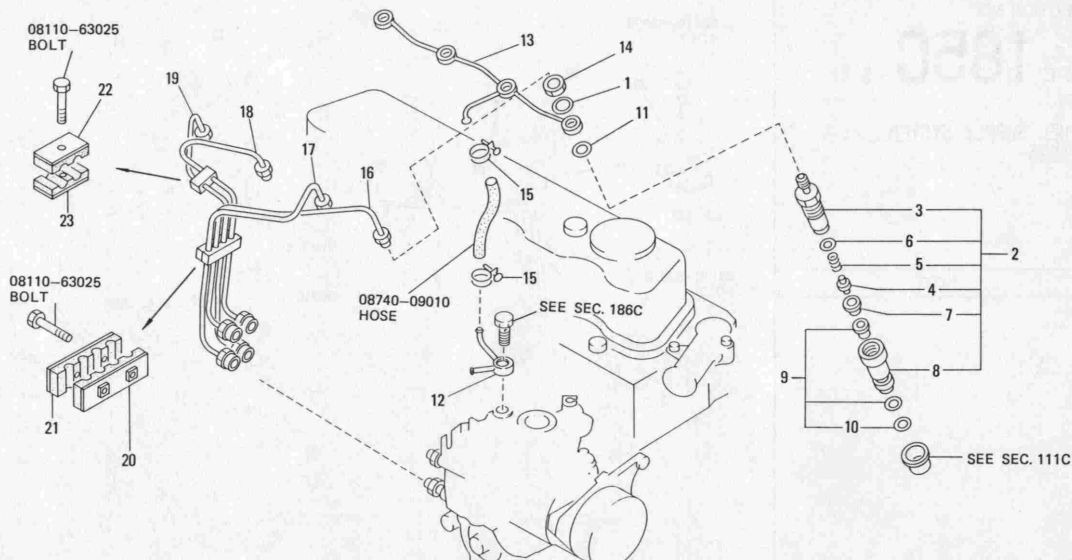
KRAFTSTOFFFÖRDERANLAGE

نظام تزويد الطاقة

SECTION NO.

FE 185C-2**FUEL SUPPLY SYSTEM
-SD25-**

NOTE



N C	s	KEY NO.	PART NUMBER	PART NAME	SPECIFICATION	QTY	UNIT PKG. FOR DIST.	P M C	APPLIED MODEL	APPLIED DATE	ICA NF	FORMER PART NO.	K D	REMARK
N		6	16613-V0715	WASHER-ADJUSTING	T=0.80	04	4		SD25	0486-				
N		17	-V0716		T=0.82	04	4		SD25	0486-				
N		18	-V0717		T=0.84	04	4		SD25	0486-				
N		19	-V0718		T=0.86	04	4		SD25	0486-				
N		20	-V0719		T=0.88	04	4		SD25	0486-				
N		21	-V0720		T=0.90	04	4		SD25	0486-				
N		22	-V0721		T=0.92	04	4		SD25	0486-				
N		23	-V0722		T=0.94	04	4		SD25	0486-				
N		24	-V0723		T=0.96	04	4		SD25	0486-				
N		25	-V0724		T=0.98	04	4		SD25	0486-				
N		26	-V0740		T=1.50	04	4		SD25	0486-				
N		27	-V0741		T=1.52	04	4		SD25	0486-				
N		28	-V0742		T=1.54	04	4		SD25	0486-				
N		29	-V0760		T=1.00	04	4		SD25	0486-				
N		30	-V0761		T=1.02	04	4		SD25	0486-				
N		31	-V0762		T=1.04	04	4		SD25	0486-				
N		32	-V0763		T=1.06	04	4		SD25	0486-				
N		33	-V0764		T=1.08	04	4		SD25	0486-				
N		34	-V0765		T=1.10	04	4		SD25	0486-				
N		35	-V0766		T=1.12	04	4		SD25	0486-				
N		36	-V0767		T=1.14	04	4		SD25	0486-				

FICHE **2-F4**

SECTION NO.

F E **185C-3**

FUEL SUPPLY SYSTEM
-SD25-

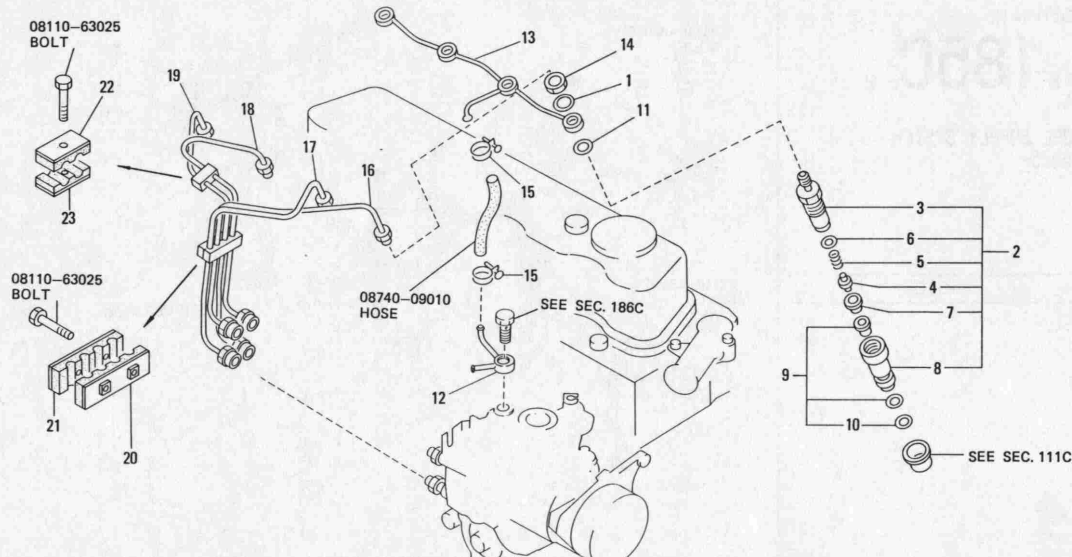
SISTEMA DE ALIMENTACION
DE COMBUSTIBLE

CIRCUIT D'ALIMENTATION

KRAFTSTOFFFÖRDERANLAGE

نظام تزويد الطاقة

NOTE



N O	S	KEY NO.	PART NUMBER	PART NAME	SPECIFICATION	QTY	UNT PKG FOR DIST	P M C	APPLIED MODEL	APPLIED DATE	ICA NF	FORMER PART NO.	K D	REMARK
N		6 37	16613-V0768	WASHER-ADJUSTING	T=1.16	04	4		SD25	0486-				
N		38	-V0769		T=1.18	04	4		SD25	0486-				
N		39	-V0770		T=1.20	04	4		SD25	0486-				
N		40	-V0771		T=1.22	04	4		SD25	0486-				
N		41	-V0772		T=1.24	04	1		SD25	0486-				
N		42	-V0773		T=1.26	04	1		SD25	0486-				
N		43	-V0774		T=1.28	04	1		SD25	0486-				
N		44	-V0775		T=1.30	04	1		SD25	0486-				
N		45	-V0776		T=1.32	04	1		SD25	0486-				
N		46	-V0777		T=1.34	04	1		SD25	0486-				
N		47	-V0778		T=1.36	04	1		SD25	0486-				
N		48	-V0779		T=1.38	04	1		SD25	0486-				
N		49	-V0780		T=1.40	04	1		SD25	0486-				
N		50	-V0781		T=1.42	04	1		SD25	0486-				
N		51	-V0782		T=1.44	04	1		SD25	0486-				
N		52	-V0783		T=1.46	04	1		SD25	0486-				
N		53	-V0784		T=1.48	04	1		SD25	0486-				
N		7 01	16616-37500	PIECE-DISTANCE		04	5		SD25	0486-				
N		8 01	16629-37502	NUT-NOZZLE		04	1		SD25	0486-				
N	*	9 01	16620-Y8400	NOZZLE ASSY		04	1		SD25	0486-				
N		02	-Y8402			04			SD25	0486-				⇒ 16620-Y8400

FICHE

2-F5SISTEMA DE ALIMENTACION
DE COMBUSTIBLE

CIRCUIT D'ALIMENTATION

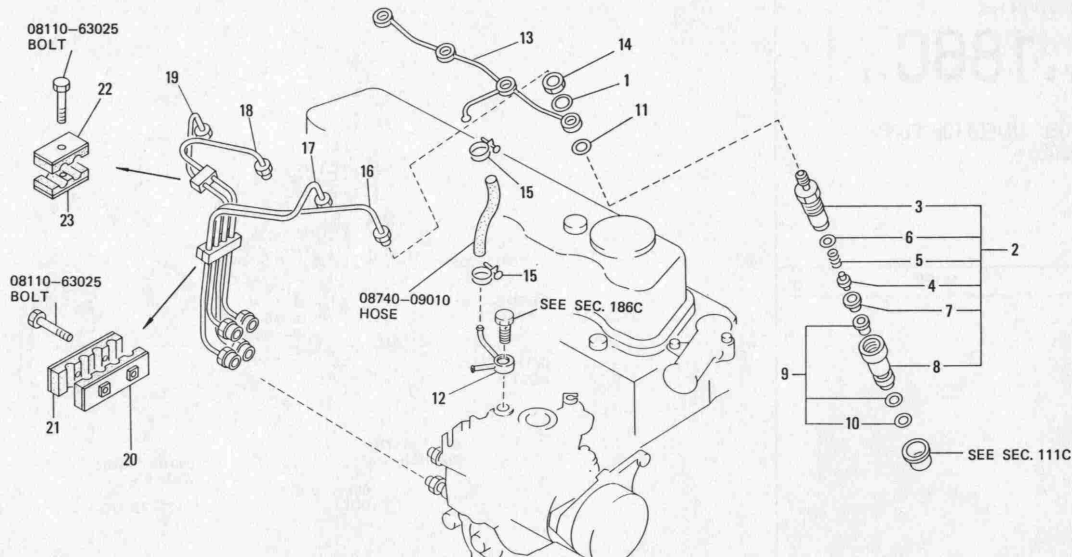
KRAFTSTOFFFÖRDERANLAGE

نظام تزويد الطاقة

SECTION NO.

F E **185C**-4FUEL SUPPLY SYSTEM
-SD25-

NOTE



N C	s	KEY NO.	PART NUMBER	PART NAME	SPECIFICATION	QTY	UNIT PKG FOR DIST	P M C	APPLIED MODEL	APPLIED DATE	ICA NF	FORMER PART NO.	K D	REMARK
N		10 01	16626-09W00	GASKET-NOZZLE		04		5	SD25	0486-				
N		11 01	16602-V1701	GASKET-NOZZLE		04		5	SD25	0486-				
N		12 01	16678-T7202	TUBE-FUEL SPILL		01		1	SD25	0486-				
N		13 01	16671-T7201	TUBE-SPILL		01		1	SD25	0486-				
N		14 01	16627-J5570	NUT		04		1	SD25	0486-				
N		15 01	01555-00411	CLIP		02		5	SD25	0486-				
N		16 01	16680-T7200	TUBE ASSY-INJECTION, NO 1		01		1	SD25	0486-				
N		17 01	16681-T7200	TUBE ASSY-INJECTION, NO 2		01		1	SD25	0486-				
N		18 01	16682-T7200	TUBE ASSY-INJECTION, NO 3		01		1	SD25	0486-				
N		19 01	16683-T7200	TUBE ASSY-INJECTION, NO 4		01		1	SD25	0486-				
N		20 01	16695-R8100	SUPPORT		01		1	SD25	0486-				
N		21 01	16696-R8100	SUPPORT-INJECTION TUBE		01		1	SD25	0486-				
N		22 01	16697-96000	SUPPORT-INJECTION TUBE		02		2	SD25	0486-				
N		23 01	16698-96000	SUPPORT-INJECTION TUBE		02		4	SD25	0486-				

FIGHE

2-F6

BOMBA DE INYECCION

POMPE D'INJECTION

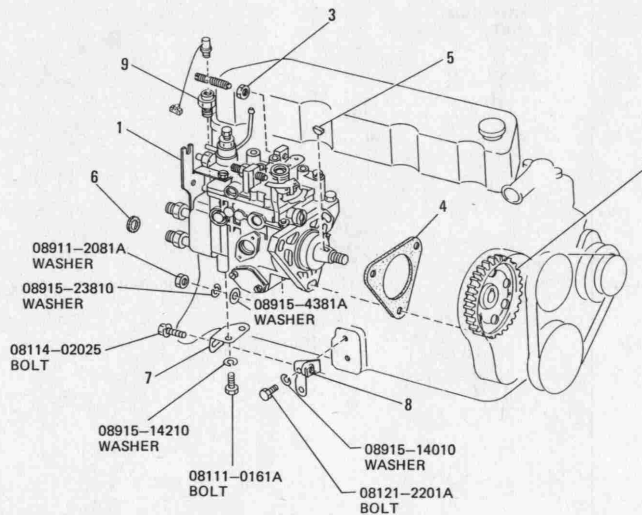
KRAFTSTOFFEINSPRITZPUMPE

مضخة حقن الوقود

SECTION NO.

FE 186C-1FUEL INJECTION PUMP
-SD25-

NOTE



N C	S	KEY NO.	PART NUMBER	PART NAME	SPECIFICATION	QTY	UNIT PKG. FOR DISTR.	P M C	APPLIED MODEL	APPLIED DATE	ICA NF	FORMER PART NO.	K D	REMARK
N		1 01	16700-10H01	PUMP ASSY-INJECTION		01			SD25	0486-				
N		2 01	13052-10H01	GEAR-DRIVE, INJECTION PUMP		01			SD25	0486-				
N		3 01	01211-01054	NUT		01	10		SD25	0486-				
N		4 01	16701-R8100	GASKET-INJECTION PUMP		01	10		SD25	0486-				
N		5 01	16742-37501	KEY-WOODRUFF		01	1		SD25	0486-				
N		6 01	01351-11124	GASKET		05	10		SD25	0486-				
N		7 01	16814-T7200	PLATE-CLAMP		01	1		SD25	0486-				
N		8 01	16813-T7201	BRACKET-INJECTION		01	1		SD25	0486-				
N		9 01	16734-J5301	ADAPTER		01			SD25	0486-				

FICHE

2-F7

REGULADOR

REGULATEUR

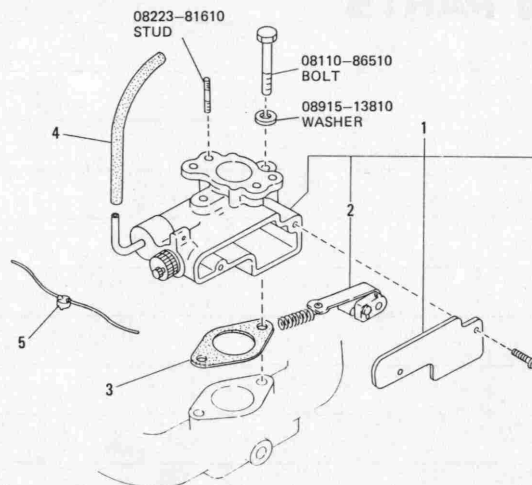
REGLER

المنظم

SECTION NO.

F E 191B-1**GOVERNOR
-H20-**

NOTE



N C	s	KEY NO.	PART NUMBER	PART NAME	SPECIFICATION	QTY	UNIT PKG FOR DIST	P M C	APPLIED MODEL	APPLIED DATE	ICA NF	FORMER PART NO.	K D	REMARK
N		1 01	19100-00H01	GOVERNOR ASSY		01		1	H20	0486-				
N		2 01	19110-00H01	CAM BAND KIT		01		1	H20	0486-				
N		3 01	19159-K0100	GASKET-INTAKE MANIFOLD TO GOVERNOR		01		5	H20	0486-				
N		4 01	19320-L1100	TUBE-GOVERNOR TO AIR CLEANER	L=210	01		1	H20	0486-				
N		5 01	19180-L0100	SEAL-GOVERNOR WITH WIRE		01		1	H20	0486-				

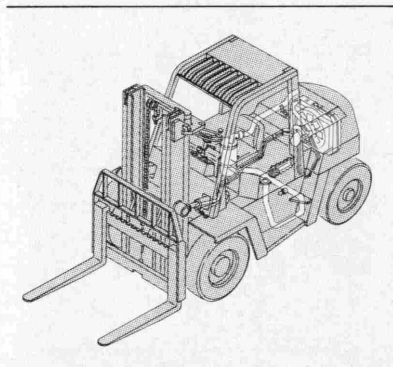
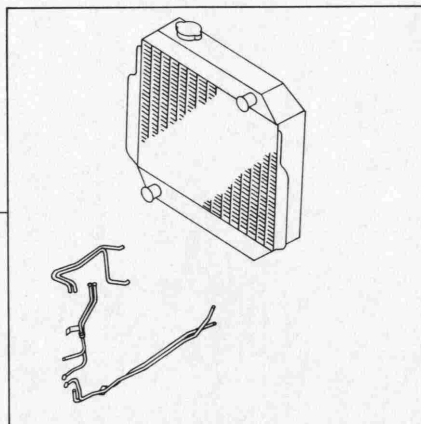
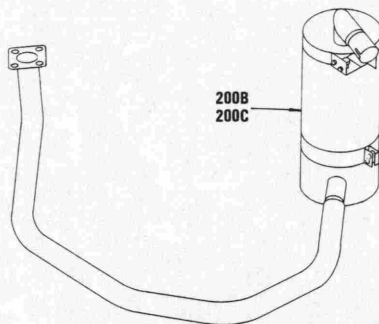
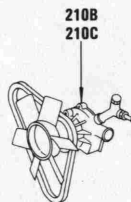
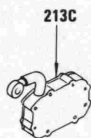
FICHE

2-G1

GROUP INDEX

EXHAUST & COOLING

ILLUSTRATIONS SHOWN IN GENERAL INDEX AND GROUP INDEX ARE GENERALIZED DESCRIPTIONS FOR ALL MODELS AND ARE NOT PRECISE IN ALL DETAILS.



SECTION NAME	SECTION NO.	GRID
EXHAUST TUBE & MUFFLER -H20-	200B	G 2
EXHAUST TUBE & MUFFLER -SD25-	200C	G 3
WATER PUMP, COOLING FAN & THERMOSTAT -H20-	210B	G 4
WATER PUMP, COOLING FAN & THERMOSTAT -SD25-	210C	G 5
OIL COOLER -SD25-	213C	G 6
RADIATOR, SHROUD & FITTING	214	G 7

FIGURE

2-G2

TUBO DE ESCAPE Y SILENCIADOR

TUYAU D'ÉCHAPPEMENT ET SILENCIEUX

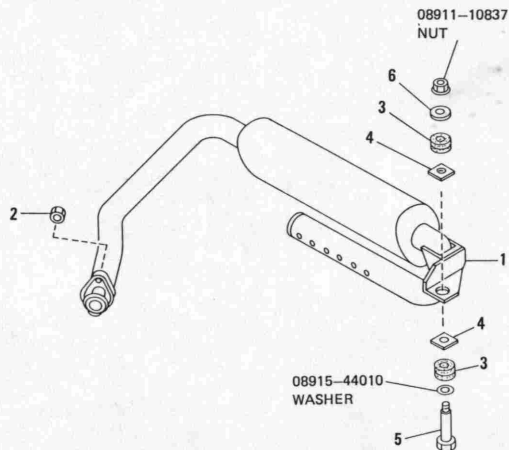
AUSPUFFLEITUNG & SCHALLDÄMPFER

أنبوب العادم وكاتم الصوت

SECTION NO.

E C 200B-1EXHAUST TUBE & MUFFLER
-H20-

NOTE



N C	s	KEY NO.	PART NUMBER	PART NAME	SPECIFICATION	QTY	UNIT PKG. FOR DIST	P M C	APPLIED MODEL	APPLIED DATE	ICA NF	FORMER PART NO.	K D	REMARK
N		01	20100-00H00	MUFFLER ASSY		01			CUSH	0486-				
N		02	-05H01			01			PNEU>H20	0486-				
N		2 01	20602-S0600	NUT-FRONT EXHAUST TUBE		02	10		H20	0486-				
N		3 01	20611-00H00	RUBBER-MUFFLER MOUNTING		02	1		CUSH	0486-				
N		02	-00H00			04	1		PNEU>H20	0486-				
N		4 01	20465-S3000	INSULATOR-HEAT		02	5		CUSH	0486-				
N		02	-S3000			04	5		PNEU>H20	0486-				
N		5 01	20606-00H00	BOLT		01	1		CUSH	0486-				
N		02	-00H00			02	1		PNEU>H20	0486-				
N		6 01	20135-B5000	WASHER-PLAIN		01	5		CUSH	0486-				
N		02	-B5000			02	5		PNEU>H20	0486-				

FICHE

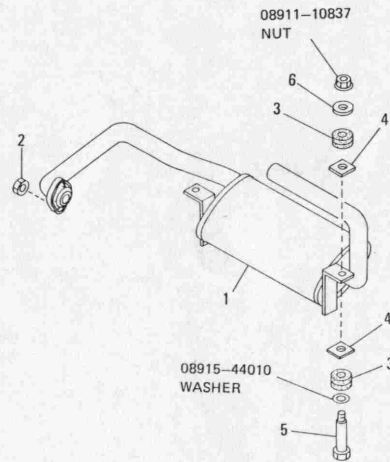
2-G3TUBO DE ESCAPE Y SILEN-
CIADORTUYAU D'ÉCHAPPEMENT ET
SILENCIEUXAUSPUFFLEITUNG & SCHALL-
DÄMPFER

انبوب العادم وكاتم الصوت

SECTION NO.

EC 200C-1EXHAUST TUBE & MUFFLER
-SD25-

NOTE



N C	S	KEY NO.	PART NUMBER	PART NAME	SPECIFICATION	QTY	UNIT PRG. FOR USE	P M C	APPLIED MODEL	APPLIED DATE	ICA NF	FORMER PART NO.	K D	REMARK
N		1 01	20100-05H11	MUFFLER ASSY		01			SD25	0486-				
N		2 01	20602-S0600	NUT-FRONT EXHAUST TUBE		02	10		SD25	0486-				
N		3 01	20611-00H00	RUBBER-MUFFLER MOUNTING		04	1		SD25	0486-				
N		4 01	20465-S3000	INSULATOR-HEAT		04	5		SD25	0486-				
N		5 01	20606-00H00	BOLT		02	1		SD25	0486-				
N		6 01	20135-B5000	WASHER-PLAIN		02	5		SD25	0486-				

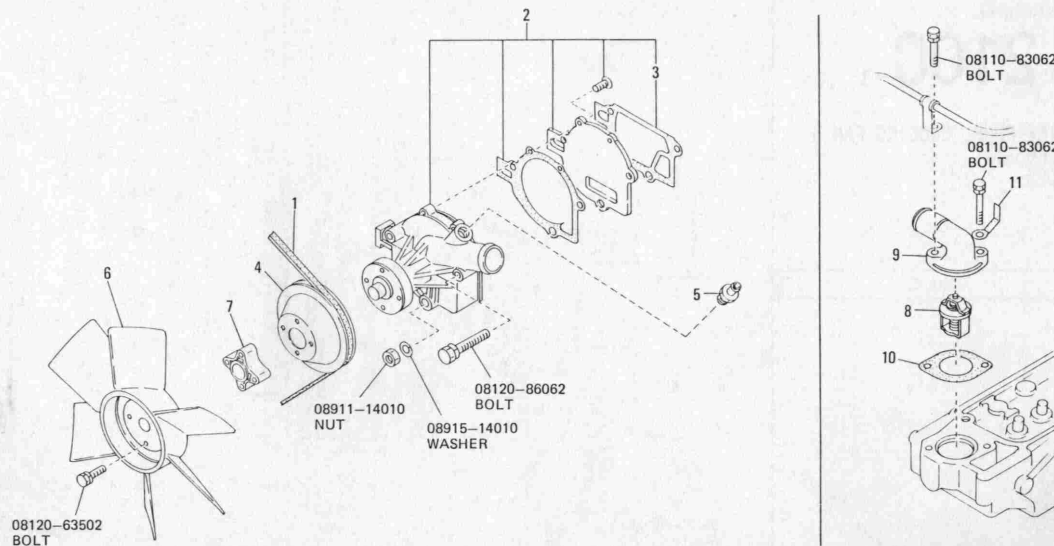
FICHE

2-G4

SECTION NO.

EC210B-1WATER PUMP, COOLING FAN &
THERMOSTAT
-H2O-

NOTE

BOMBA DE AGUA, VENTILA-
DOR DE REFRIGERACION Y
THERMOSTATOPOMPE A EAU, VENTILATEUR
DE REFROIDISSEMENT ET
THERMOSTATWASSERPUMPE, KÜHLVENTI-
LATOR & THERMOSTATمشخة الماء . ومروحة التبريد
والثيرمونات

N C	S	KEY NO.	PART NUMBER	PART NAME	SPECIFICATION	QTY	UNT PKG FOR DIST	P M C	APPLIED MODEL	APPLIED DATE	IGA NF	FORMER PART NO.	K D	REMARK
N		1 01	11720-B1101	BELT-FAN	L=1045	01	1		H20	0486-				
N		2 01	21010-L1125	PUMP ASSY-WATER		02	1		H20	0486-				
N		3 01	21014-00H00	GASKET-WATER PUMP, BLOCK SIDE		01			H20	0486-				
N		4 01	21051-20500	PULLEY-FAN & WATER PUMP	D=127	01	1		H20	0486-				
N		5 01	14049-76001	CONNECTOR ASSY-HEATER		01	5		H20	0486-				
N		6 01	21060-48210	FAN-COOLING	D=390	01	1		H20	0486-				
N	*	7 01	21064-J5000	SPACER-FAN	T=20	01	1		H20	0486-				
N		02	-03W00		T=20	01			H20	0486-		⇒ 21064-J5000		
N		8 01	21200-G3100	THERMOSTAT ASSY	82C FUJI TOMUSON	01	10		H20	0486-				
N		02	-G3160		82C NIHON THERMO	01	1		H20	0486-				
N	*	03	-V0206		88C F/COLD	01	10		0P:H20	0486-				
N		04	-P7906		88C F/COLD	01			0P:H20	0486-		⇒ 21200-V0206		
N		9 01	11060-B8501	OUTLET-WATER		01	1		H20	0486-				
N		10 01	11062-21000	GASKET-WATER OUTLET		01			H20	0486-				
N	*	11 01	24210-89944	CLIP-HARNESS		01	5		H20	0486-				
N		02	-07P00			01			H20	0486-		⇒ 24210-89944		

FICHE

2-G5

BOMBA DE AGUA, VENTILADOR DE REFRIGERACION Y TERMOSTATO

POMPE A EAU, VENTILATEUR DE REFROIDISSEMENT ET THERMOSTAT

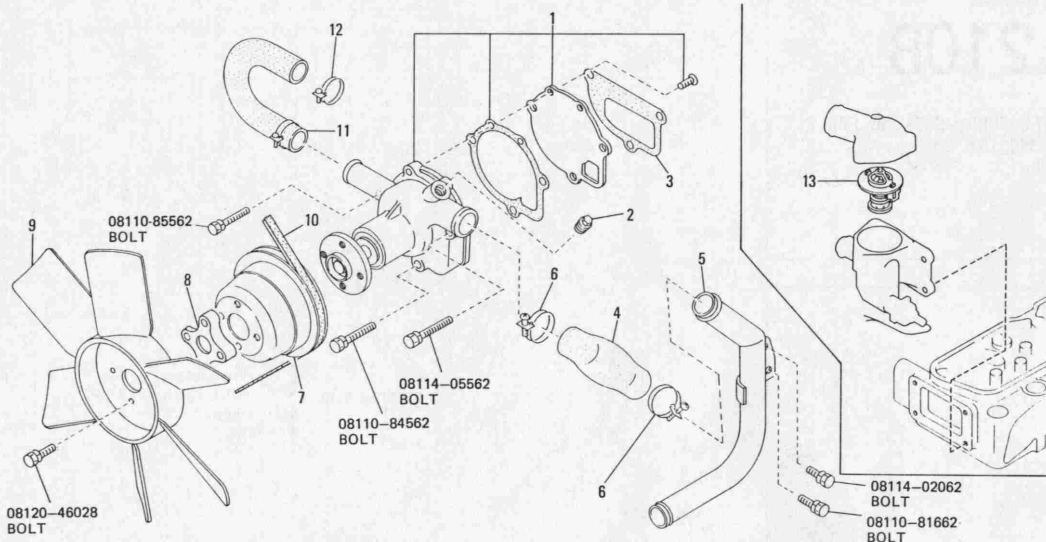
WASSERPUMPE, KÜHLVENTILATOR & THERMOSTAT

مضخة الماء ، ومروحة التبريد والتيرموستات

SECTION NO.

210C-1WATER PUMP, COOLING FAN & THERMOSTAT
-SD25-

NOTE



N/C	S	KEY NO.	PART NUMBER	PART NAME	SPECIFICATION	QTY	UNIT PKG. FOR DIST	P M C	APPLIED MODEL	APPLIED DATE	ICA NF	FORMER PART NO.	K D	REMARK
N		1 01	21010-37506	PUMP ASSY-WATER		01			SD25	0486-				
N		2 01	11021-J2000	PLUG		01	1		SD25	0486-				
N		3 01	21074-37502	GASKET-WATER PUMP,BLOCK SIDE		01	10		SD25	0486-				
N		4 01	21504-L1800	HOSE-WATER		01	1		SD25	0486-				
N		5 01	21505-L1800	PIPE ASSY-WATER		01	1		SD25	0486-				
N		6 01	21383-90012	CLAMP-HOSE		02	5		SD25	0486-				
N		7 01	21051-37502	PULLEY-FAN & WATER PUMP		01	1		SD25	0486-				
N		8 01	21052-90105	PULLEY-POWER STEERING & WATER PUMP		01	1		SD25	0486-				
N		9 01	21060-48210	FAN-COOLING	D=390	01	1		SD25	0486-				
N		10 01	01978-11104	BELT-FAN		01	1		SD25	0486-				
N		11 01	21069-61500	HOSE-WATER,BYPASS		01	5		SD25	0486-				
N		12 01	01555-00281	CLAMP-HOSE		02	5		SD25	0486-				
N		13 01	21200-76203	THERMOSTAT ASSY	76.5C	01	1		SD25	0486-				
N		02	-96011		82C J.VALVE F/COLD	01	1		OP:SD25	0486-				

FICHE

2-G6

REFRIGERADOR DE ACEITE

RADIATEUR D'HUILE

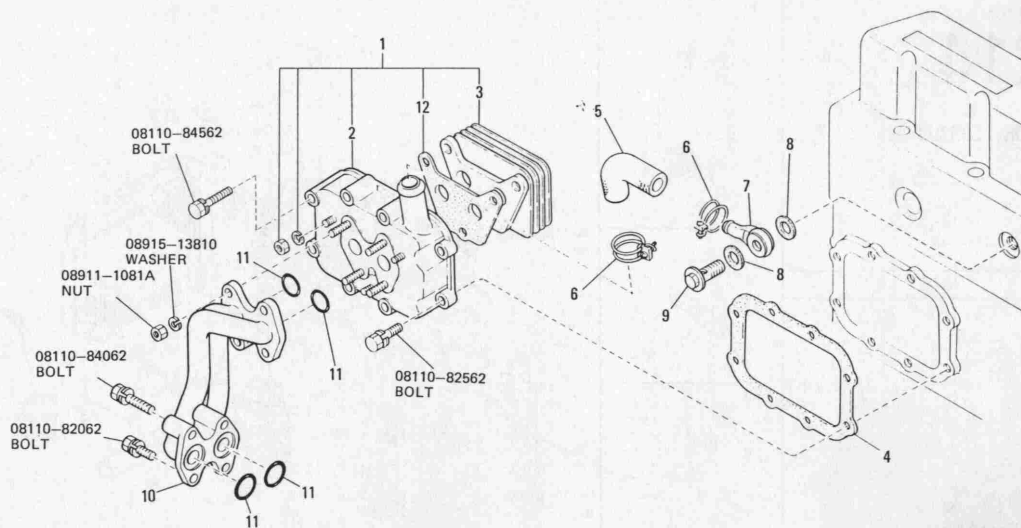
ÖLKÜHLER

مبرد الزيت

SECTION NO.

EC 213C-1**OIL COOLER
-SD25-**

NOTE



N C	S	KEY NO.	PART NUMBER	PART NAME	SPECIFICATION	QTY	UNIT PKGS. FOR DIST.	P M C	APPLIED MODEL	APPLIED DATE	ICA NF	FORMER PART NO.	K D	REMARK
N		1 01	21300-T7200	COOLER ASSY-OIL		01	1		SD25	0486-				
N		2 01	21302-T7200	HOUSING-OIL COOLER		01	1		SD25	0486-				
N		3 01	21301-T3470	ELEMENT-OIL COOLER		01	1		SD25	0486-				
N		4 01	21307-76200	GASKET		01	2		SD25	0486-				
N		5 01	21308-90003	HOSE-WATER		01	5		SD25	0486-				
N		6 01	21383-90009	CLAMP		02	5		SD25	0486-				
N		7 01	21309-90005	RING-CONNECTOR		01	1		SD25	0486-				
N		8 01	21331-76201	GASKET		02	2		SD25	0486-				
N		9 01	21320-90002	BOLT		01	1		SD25	0486-				
N		10 01	21304-T7201	PIPE ASSY-OIL COOLER, INLET		01	1		SD25	0486-				
N		11 01	21306-61520	RING-RUBBER		04	10		SD25	0486-				
N		12 01	21303-T3470	GASKET		01			SD25	0486-				

FICHE

2-G7

RADIADOR, BOVEDA Y PARTES DE FIJACION

RADIATEUR, ENVELOPPE ET PIECES DE FIXATION

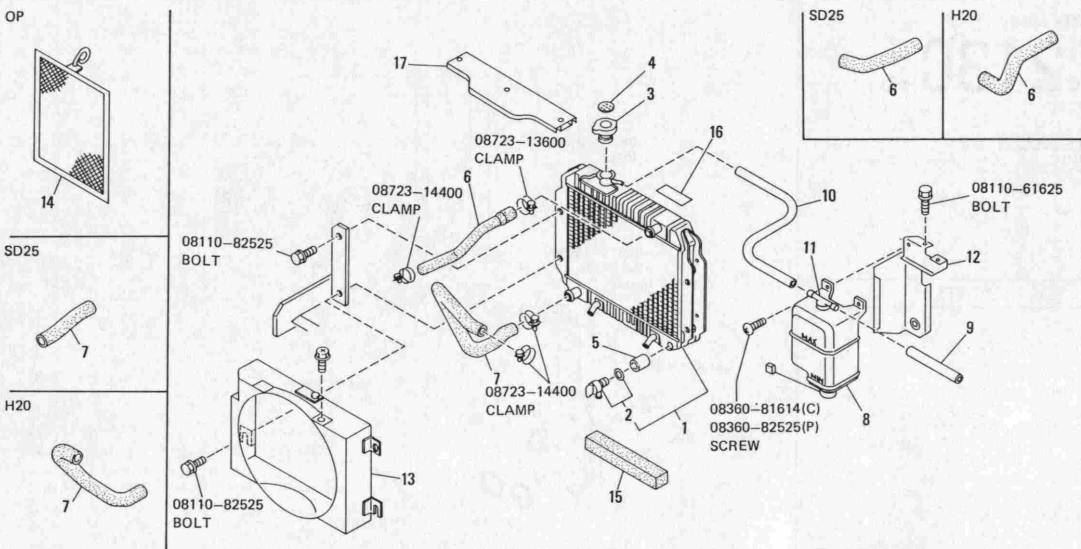
KÜHLER, UMMANTELUNG & BESCHLAGTEILE

الرادياتور ، والحاجب والتركيبات

SECTION NO.

EC 214-1

RADIATOR, SHROUD & FITTING



NOTE

N/C	S	KEY NO.	PART NUMBER	PART NAME	SPECIFICATION	QTY	UNIT PKG. FOR DIST.	P M C	APPLIED MODEL	APPLIED DATE	ICA NF	FORMER PART NO.	K D	REMARK
N		1 01	21460-24H10	RADIATOR ASSY-WITH OIL COOLER		01				0486-				
N		2 01	21440-01E00	COCK-WATER DRAIN		01	5			0486-				
N		3 01	21430-01F00	CAP ASSY-RADIATOR		01	5			0486-				
N		4 01	21435-89910	LABEL-CAUTION, RADIATOR	F/CAP	01	5			0486-				
N		02	-89905			01	5			0486-				
N		5 01	21417-00H00	ADAPTER-DRAIN PLUG		01				0486-				
N		6 01	21501-06H03	HOSE-RADIATOR UPPER		01			CUSH	0486-				
N		02	-05H10			01			SD25	0486-				
N		03	-05H03			01			PNEU>H20	0486-				
N		7 01	21503-06H03	HOSE-RADIATOR LOWER		01			CUSH	0486-				
N		02	-05H10			01			SD25	0486-				
N		03	-05H03			01			PNEU>H20	0486-				
N		8 01	21710-00H01	TANK ASSY-RESERVE		01				0486-				
N		02	-00H11		F/RAD-PLATE FIN W/COOLANT LVL WARN	01			OP: PNEU (H20, SD25) OP: CUSH	0486-				
N		9 01	21741-00H00	HOSE-RESERVE TANK		01				0486-				
N		10 01	21742-00H00	HOSE-RESERVOIR TANK RADIATOR		01				0486-				
N		11 01	21713-01G00	CAP-RESERVOIR TANK		01	1			0486-				
N		12 01	21745-00H01	BRACKET ASSY-RESERVOIR TANK RADIATOR		01			CUSH	0486-				

FICHE

2-G8

RADIADOR, BOVEDA Y PARTES DE FIJACION

RADIATEUR, ENVELOPPE ET PIECES DE FIXATION

KÜHLER, UMMANTELUNG & BESCHLAGTEILE

الرادياتور ، والحاجب والتركيبات

SECTION NO.

EC 214-2

RADIATOR, SHROUD & FITTING

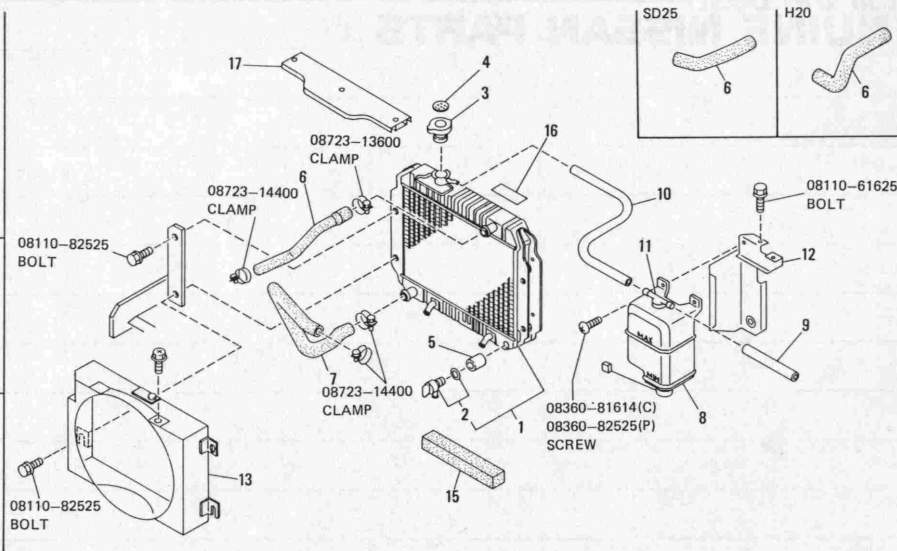
OP



SD25



H20



NOTE

N/C	S	KEY NO.	PART NUMBER	PART NAME	SPECIFICATION	QTY	UNIT PKG. FOR DIST	P M C	APPLIED MODEL	APPLIED DATE	ICA NF	FORMER PART NO.	K D	REMARK
N		12 02	21745-05H00	BRACKET ASSY-RESERVOIR TANK RADIATOR		01			PNEU	0486-				
N		13 01	21475-05H13	SHROUD ASSY		01			SD25	0486-				
N		02	-05H03			01			PNEU>H20	0486-				
N		03	-06H03			01			CUSH	0486-				
N		14 01	21473-05H04	NET-RADIATOR	F/RAD-PLATE FIN W/SCREEN	02	1		OP:PNEU(H20,SD25) OP:CUSH	0486-				
N		15 01	21497-05H00	SEAL-RADIATOR SIDE		01			PNEU	0486-				
N		16 01	21450-89916	LABEL-CAUTION RADIATOR	F/LLC-30%	01	1		OP	0486-				
N		02	-89936			01	1			0486-				
N		17 01	65280-14H00	COVER ASSY-RADIATOR		01			PNEU	0486-				

NOTE

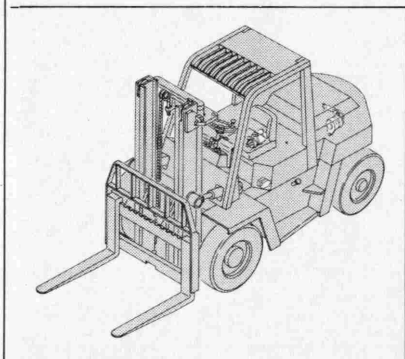
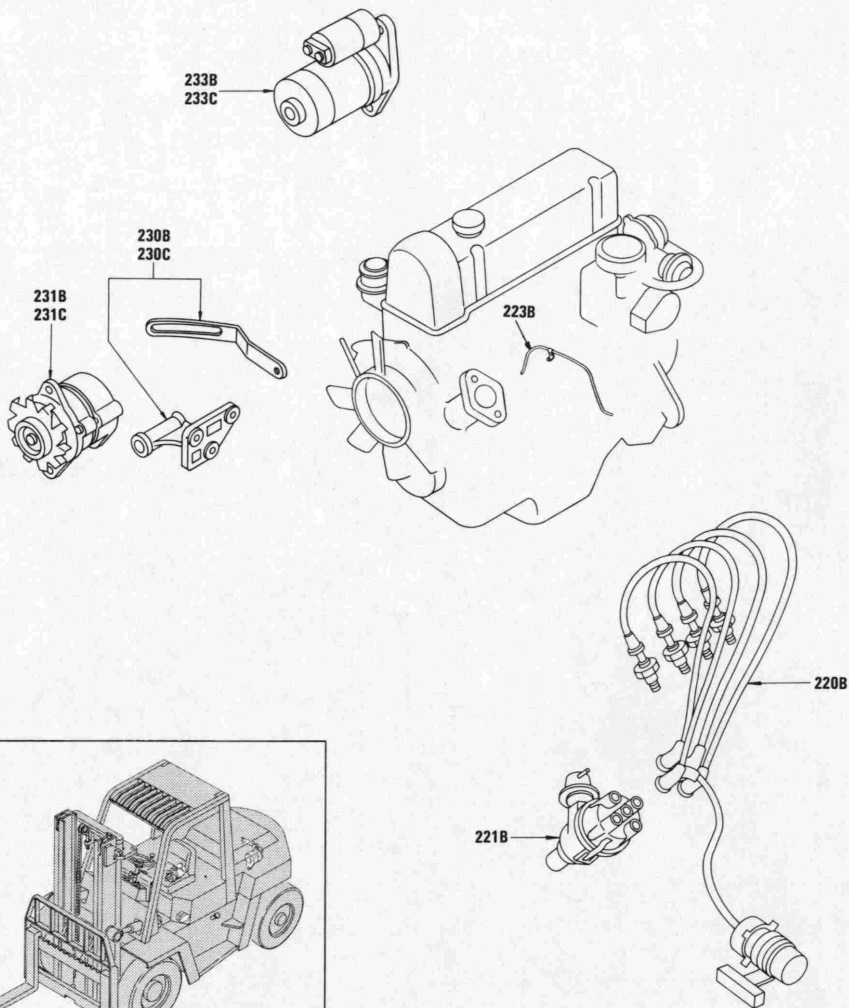
Install the best!
GENUINE NISSAN PARTS

FICHE

2-H1

GROUP INDEX ENGINE ELECTRICAL

ILLUSTRATIONS SHOWN IN GENERAL INDEX AND GROUP INDEX ARE GENERALIZED DESCRIPTIONS FOR ALL MODELS AND ARE NOT PRECISE IN ALL DETAILS.



SECTION NAME	SECTION NO.	GRID
--------------	-------------	------

IGNITION SYSTEM -H20-	220B	H 2
DISTRIBUTOR -H20-	221B	H 4
VACUUM PIPING -H20-	223B	H 6
ALTERNATOR FITTING -H20-	230B	H 7
ALTERNATOR -SD25-	230C	H 8
ALTERNATOR -H20-	231B	H 9
ALTERNATOR -SD25-	231C	H 10
STARTER MOTOR -H20-	233B	H 11
STARTER MOTOR -SD25-	233C	H 12

2-41

GROUP INDEX - ENGINE BIBLIOTECAL

GROUP INDEX - ENGINE BIBLIOTECAL
LISTED BELOW ARE THE GROUPS AND
THEIR CONTENTS. THE GROUPS ARE
LISTED IN ALPHABETIC ORDER.

GROUP	DESCRIPTION
GROUP 1	...
GROUP 2	...
GROUP 3	...
GROUP 4	...
GROUP 5	...
GROUP 6	...
GROUP 7	...
GROUP 8	...
GROUP 9	...
GROUP 10	...
GROUP 11	...
GROUP 12	...
GROUP 13	...
GROUP 14	...
GROUP 15	...
GROUP 16	...
GROUP 17	...
GROUP 18	...
GROUP 19	...
GROUP 20	...
GROUP 21	...
GROUP 22	...
GROUP 23	...
GROUP 24	...
GROUP 25	...
GROUP 26	...
GROUP 27	...
GROUP 28	...
GROUP 29	...
GROUP 30	...
GROUP 31	...
GROUP 32	...
GROUP 33	...
GROUP 34	...
GROUP 35	...
GROUP 36	...
GROUP 37	...
GROUP 38	...
GROUP 39	...
GROUP 40	...
GROUP 41	...
GROUP 42	...
GROUP 43	...
GROUP 44	...
GROUP 45	...
GROUP 46	...
GROUP 47	...
GROUP 48	...
GROUP 49	...
GROUP 50	...

FICHE

2-H2

SISTEMA DE ENCENDIDO

SYSTEME D'ALLUMAGE

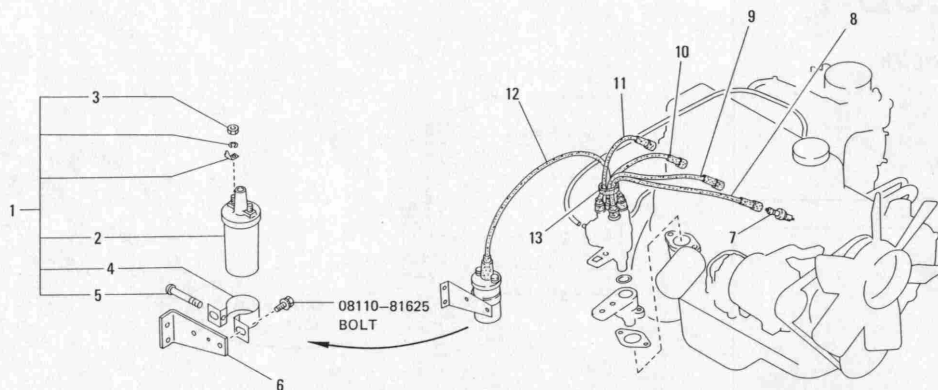
ZUNDANLAGE

نظام الاشعال

SECTION NO.

EE 220B-1IGNITION SYSTEM
-H20-

NOTE



N/C	S	KEY NO.	PART NUMBER	PART NAME	SPECIFICATION	QTY	UNIT PKG. FOR DIST.	P M C	APPLIED MODEL	APPLIED DATE	ICA NF	FORMER PART NO.	K D	REMARK
N		1 01	22433-00H00	COIL ASSY-IGNITION	HANSHIN	01	1		H20	0486-				
N		2 01	22462-N8711	COIL-IGNITION	HANSHIN	01	1		H20	0486-				
N		3 01	22464-N7110	NUT	HANSHIN	01	5		H20	0486-				
N		4 01	22441-N8710	BAND	HANSHIN	01	1		H20	0486-				
N		5 01	22467-N7110	SCREW	HANSHIN	01	5		H20	0486-				
N		6 01	22435-00H01	BRACKET-IGNITION COIL		01			H20	0486-				
N		7 01	22401-A4805	PLUG-SPARK	HITACHI, L45W	04	10		H20	0486-				
N		02	-E6800		HITACHI, L46W	04	10		H20	0486-				
N		03	-L1600		NGK, BP2E	04			H20	0486-				
N		04	-M7714		NGK, B4ES	04	10		H20	0486-				
N		05	-M7715		NGK, B5ES	04	1		H20	0486-				
N		06	-M7716		NGK, B6ES	04	1		H20	0486-				
N		8 01	22451-66001	CABLE ASSY-HIGH TENSION, NO 1	L=410	01	1		H20	0486-				
N		9 01	22452-66001	CABLE ASSY-HIGH TENSION, NO 2	L=330	01	1		H20	0486-				
N		10 01	22453-66001	CABLE ASSY-HIGH TENSION, NO 3	L=250	01	10		H20	0486-				
N		11 01	22454-80001	CABLE ASSY-HIGH TENSION, NO 4	L=220	01	1		H20	0486-				
N		12 01	22450-Y4401	CABLE ASSY-IGNITION COIL TO DISTRIBUTOR	YAZAKI L=280	01	1		H20	0486-				

FICHE

2-H4

SECTION NO.

EE 221B-1DISTRIBUTOR
-H20-

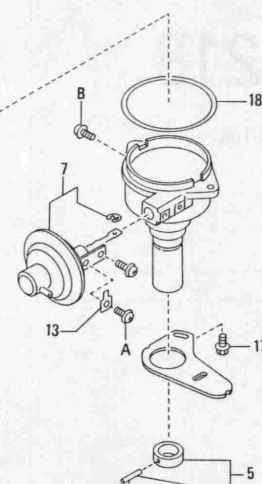
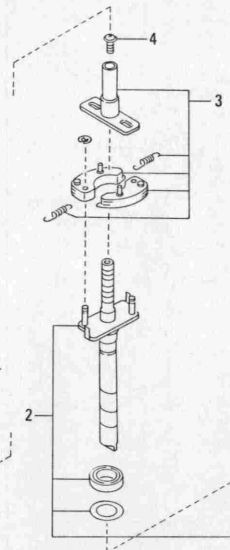
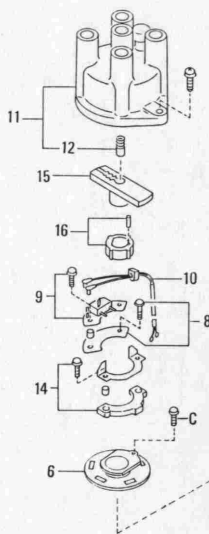
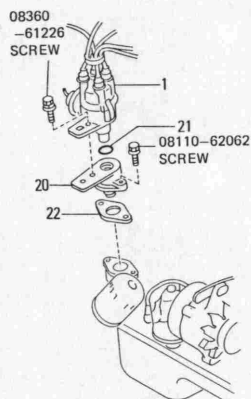
DISTRIBUIDOR

ALLUMEUR

ZÜNDVERTEILER

الموزع

NOTE



NOTE: KEY NO. 19 SCREW-KIT
 A SCREW 4 x 10(5)
 B SCREW 4 x 12(2)
 C SCREW 4 x 12(2)

N	S	KEY NO.	PART NUMBER	PART NAME	SPECIFICATION	QTY	UNIT PKG. FOR DIST.	P M C	APPLIED MODEL	APPLIED DATE	ICA NF	FORMER PART NO.	K D	REMARK
N		1 01	22100-00H11	DISTRIBUTOR ASSY		01			H20	0486-				
N		2 01	22108-00H11	SHAFT ASSY		01			H20	0486-				
N		3 01	22109-W7010	WEIGHT-GOVERNOR		02	1		H20	0486-				
N		4 01	22104-14615	SCREW		01	50		H20	0486-				
N		5 01	22119-R9006	COUPLING SET		01	5		H20	0486-				
N		6 01	22136-G5110	PLATE ASSY-BREAKER		01	1		H20	0486-				
N		7 01	22301-00H11	CONTROL ASSY-VACUUM		01			H20	0486-				
N		8 01	22229-G5110	PICK UP KIT		01	1		H20	0486-				
N		9 01	22020-G5110	TRANSISTER IGNITION UNIT		01	1		H20	0486-				
N		10 01	22183-00H11	WIRE ASSY-LEAD		01			H20	0486-				
N	*	11 01	22162-23G15	CAP ASSY-DISTRIBUTOR		01	1		H20	0486-				
N		02	-G5710			01			H20	0486-		⇒ 22162-23G15		
N		12 01	22165-M5610	POINT ASSY-CARBON		01	2		H20	0486-				
N		13 01	22309-H5010	TERMINAL-EARTH		01	5		H20	0486-				
N		14 01	22023-G5110	UNIT-SETTER		01	1		H20	0486-				
N		15 01	22157-M5610	ROTOR-HEAD		01	1		H20	0486-				
N		16 01	22115-00H11	SIGNAL ROTOR SET		01			H20	0486-				
N		17 01	22201-22010	SCREW		01	10		H20	0486-				
N		18 01	22185-23G15	PACKING		01	1		H20	0486-				
N		19 01	22750-M0110	SCREW KIT		01	1		H20	0486-				
N		20 01	22178-73600	SUPPORT-DISTRIBUTOR		01	1		H20	0486-				

H01

(PUB.NO. C-F100U)

221B -1

REVISED: APRIL

1986

FIGHE **2-H5**

SECTION NO.

221B-2

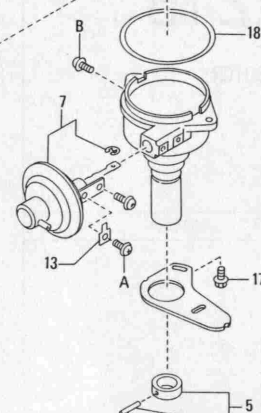
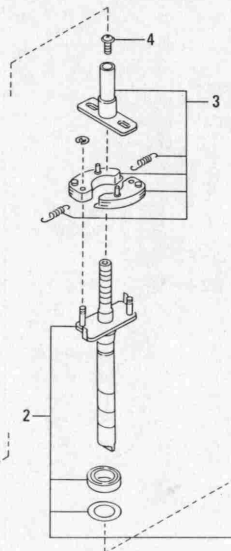
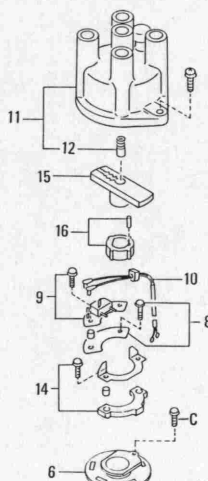
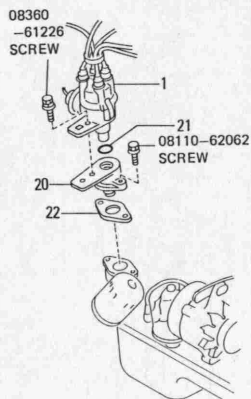
DISTRIBUTOR
-H20-

DISTRIBUIDOR

ALLUMEUR

ZÜNDVERTEILER

الموزع



NOTE; KEY NO. 19 SCREW-KIT
A SCREW 4 x 10(5)
B SCREW 4 x 12(2)
C SCREW 4 x 12(2)

NOTE

N C	S	KEY NO.	PART NUMBER	PART NAME	SPECIFICATION	QTY	UNT	P	APPLIED MODEL	APPLIED DATE	ICA NF	FORMER PART NO.	K D	REMARK
							PKG FOR DIST	M C						
N		21 01	22180-71200	SEAL-O RING		01			H20	0486-				
N		22 01	22179-32200	PACKING-SUPPORT, DISTRIBUTOR		01			H20	0486-				

FICHE

2-H6

TUBERIA DE VACIO

CANALISATION A DEPRES-
SION

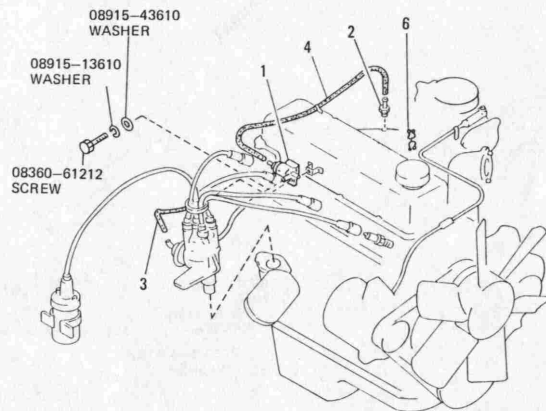
UNTERDRUCKLEITUNG

صراطيم التفريغ

SECTION NO.

E E 223B-1VACUUM PIPING
-H2O-

NOTE



N C	s	KEY NO.	PART NUMBER	PART NAME	SPECIFICATION	QTY	UNIT PKG FOR DIST	P M C	APPLIED MODEL	APPLIED DATE	ICA NF	FORMER PART NO.	K D	REMARK
N		1 01	27095-L1600	VALVE ASSY-SOLENØID		01		1	H20	0486-				
N		2 01	14875-A2600	CONNECTOR		01		10	H20	0486-				
N		3 01	02141-328Y0	HOSE-VACUUM CONTROL ,A	L=280	01			H20	0486-				
N		4 01	02141-331W0	HOSE-VACUUM CONTROL ,A	L=310	01			H20	0486-				
N		5 01	02187-45601	HOSE-VACUUM CONTROL ,B	L=560	01			H20	0486-				
N		6 01	22472-60302	CLAMP-HOSE ,B		01		10	H20	0486-				

FIGHE

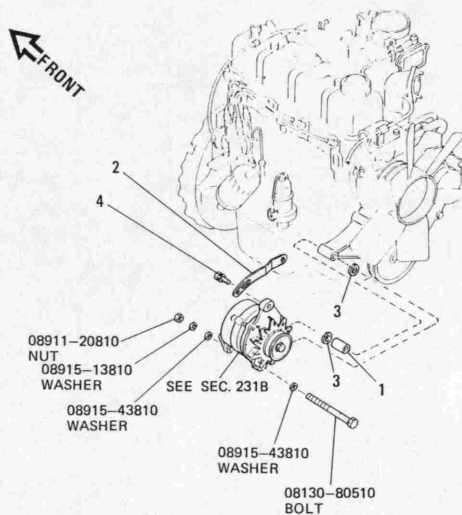
2-H7PARTES DE FIJACION DEL
ALTERNADORPIECES DE FIXATION D'AL-
TERNATEURLICHTMASCHINEN-BESCHLAG-
TEILE

تركيبات المناوب

SECTION NO.

E E **230B-1**ALTERNATOR FITTING
-H20-

NOTE



N C	S	KEY NO.	PART NUMBER	PART NAME	SPECIFICATION	QTY	UNIT PKG. FOR DIST.	P M C	APPLIED MODEL	APPLIED DATE	ICA NF	FORMER PART NO.	K D	REMARK
N		1 01	11713-L6800	SPACER-ALTERNATOR		01	1		H20	0486-				
N		2 01	11715-L1103	BAR-ADJUSTING, ALTERNATOR		01	1		H20	0486-				
N		3 01	11713-E0701	SHIM-ALTERNATOR	T=1.0	AR	10		H20	0486-				
N		02	-85000		T=0.4	AR	10		H20	0486-				
N		03	-21001		T=0.2	AR	10		H20	0486-				
N		4 01	23164-H0100	BOLT		01	1		H20	0486-				

FICHE

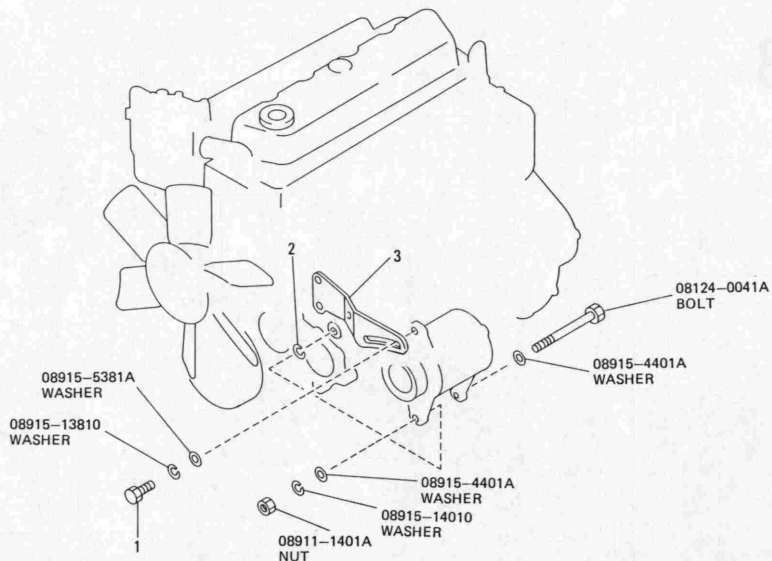
2-H8PARTES DE FIJACION DEL
ALTERNADORPIECES DE FIXATION D'AL-
TERNATEURLICHTMASCHINEN-BESCHLAG-
TEILE

تركيبات المناوب

SECTION NO.

E E 230C-1ALTERNATOR FITTING
-SD25-

NOTE



N C	s	KEY NO.	PART NUMBER	PART NAME	SPECIFICATION	QTY	UNT PKG FOR DST	P M C	APPLIED MODEL	APPLIED DATE	ICA NF	FORMER PART NO.	K D	REMARK
N		1 01	13020-90000	BOLT		01	5		SD25	0486-				
N		2 01	38348-90000	SHIM-ALTERNATOR	T=0.3	AR	2		SD25	0486-				
N		02	38349-90000		T=0.5	AR	2		SD25	0486-				
N		03	38350-90000		T=1.0	AR	2		SD25	0486-				
N		3 01	23174-L1800	BAR-ADJUSTING, ALTERNATOR		01	1		SD25	0486-				

FICHE

2-H9

SECTION NO.

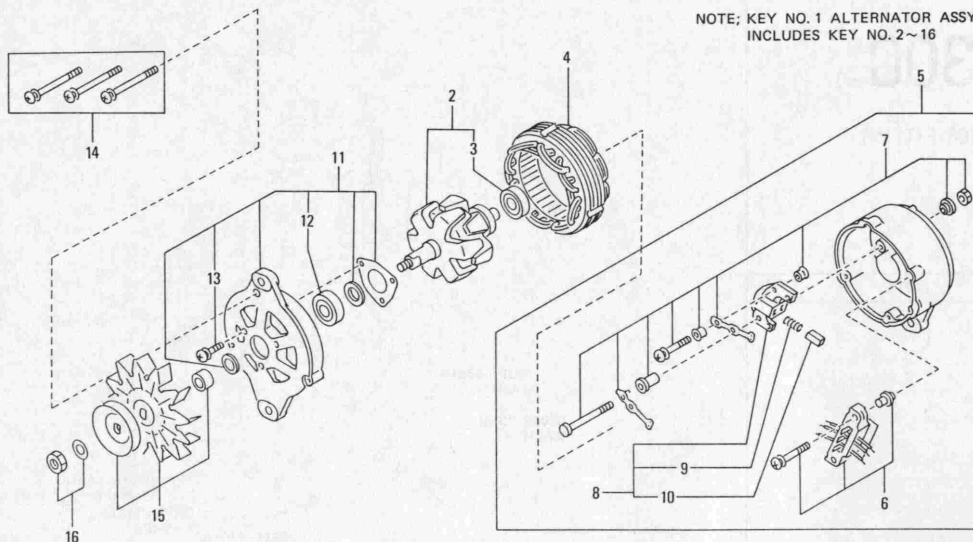
EE 231B-1**ALTERNATOR
-H20-**

ALTERNADOR

ALTERNATEUR

LICHTMASCHINE

المناب

NOTE: KEY NO. 1 ALTERNATOR ASSY
INCLUDES KEY NO. 2~16

NOTE

N C	s	KEY NO.	PART NUMBER	PART NAME	SPECIFICATION	QTY	UNIT PKG FOR DIST	P M C	APPLIED MODEL	APPLIED DATE	ICA NF	FORMER PART NO.	K D	REMARK
N		1 01	23100-B9810	ALTERNATOR ASSY	MITSUBISHI	01	1		H20	0486-				
N		2 01	23108-M0412	ROTOR ASSY	MITSUBISHI	01	1		H20	0486-				
N		3 01	23120-P4510	BEARING-BALL	MITSUBISHI	01	1		H20	0486-				
N		4 01	23102-U0110	STATOR ASSY	MITSUBISHI	01	1		H20	0486-				
N		5 01	23127-B9810	COVER ASSY-REAR	MITSUBISHI	01	1		H20	0486-				
N		6 01	23124-B9810	DIODE ASSY	MITSUBISHI	01	1		H20	0486-				
N		7 01	23156-B9810	TERMINAL ASSY-B	MITSUBISHI	01			H20	0486-				
N		8 01	23215-P3017	REGULATOR ASSY-IC	MITSUBISHI	01	1		H20	0486-				
N		9 01	23138-A5510	SPRING-BRUSH	MITSUBISHI	02	5		H20	0486-				
N		10 01	23135-W7110	BRUSH ASSY	MITSUBISHI	02	10		H20	0486-				
N		11 01	23118-B9810	COVER ASSY-FRONT	MITSUBISHI	01	1		H20	0486-				
N		12 01	23128-B9810	BEARING-BALL	MITSUBISHI	01			H20	0486-				
N		13 01	23115-A5510	SCREW	MITSUBISHI	01	10		H20	0486-				
N	*	14 01	23131-U0110	BOLT-THROUGH	MITSUBISHI	01	2		H20	0486-				
N		02	-U0515		MITSUBISHI	01			H20	0486-		⇒ 23131-U0110		
N		15 01	23150-B9810	PULLEY ASSY	MITSUBISHI	01	1		H20	0486-				
N		16 01	23153-M0412	NUT ASSY-PULLEY	MITSUBISHI	01	1		H20	0486-				

FICHE

2-H10

ALTERNADOR

ALTERNATEUR

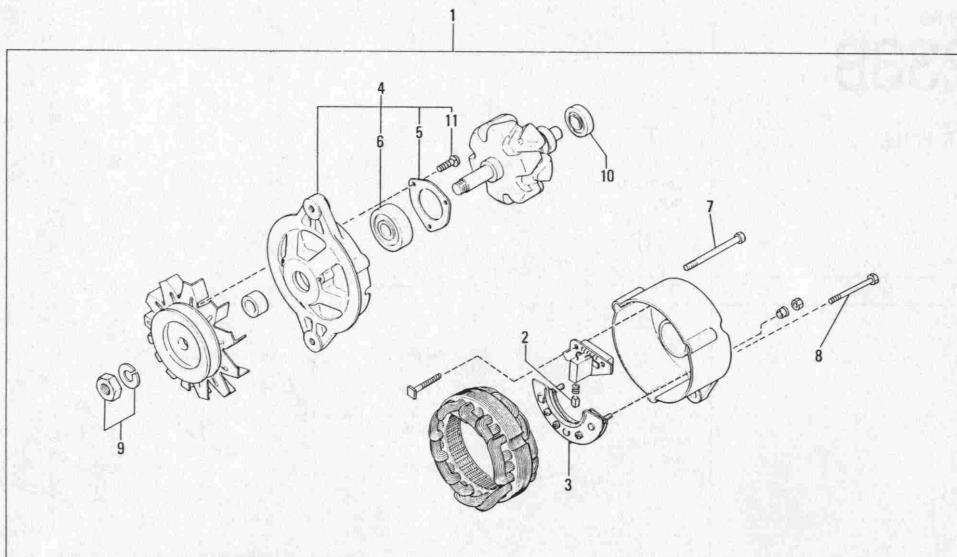
LICHTMASCHINE

المناوب

SECTION NO.

EE 231C-1ALTERNATOR
-SD25-

NOTE



N C	S	KEY NO.	PART NUMBER	PART NAME	SPECIFICATION	QTY	UNIT PKG FOR DIST	P M C	APPLIED MODEL	APPLIED DATE	ICA NF	FORMER PART NO.	K D	REMARK
N		1 01	23100-91109	ALTERNATOR ASSY	HITACHI, LR135-124	01			SD25	0486-				
N		2 01	23142-04601	BRUSH ASSY-F		02	5		SD25	0486-				
N		3 01	23230-B9801	DIODE ASSY		01	1		SD25	0486-				
N		4 01	23118-L6001	COVER ASSY-FRONT		01	1		SD25	0486-				
N		5 01	23124-Z7000	RETAINER-BEARING		01	1		SD25	0486-				
N		6 01	23120-Z7000	BEARING-BALL		01	2		SD25	0486-				
N		7 01	23131-L6000	BOLT-THROUGH		02	1		SD25	0486-				
N	*	8 01	23131-L6001	BOLT-THROUGH		01	1		SD25	0486-				
N		02	-B9802			01			SD25	0486-		⇒ 23131-L6001		
N		9 01	23161-Z7000	NUT ASSY-PULLEY		01	1		SD25	0486-				
N	*	10 01	23120-14801	BEARING-BALL		01	1		SD25	0486-				
N		02	-21000			01			SD25	0486-		⇒ 23120-14801		
N		11 01	23200-B9801	SCREW SET		01	1		SD25	0486-				

FICHE

2-H11

MOTOR DE ARRANQUE

DEMARREUR

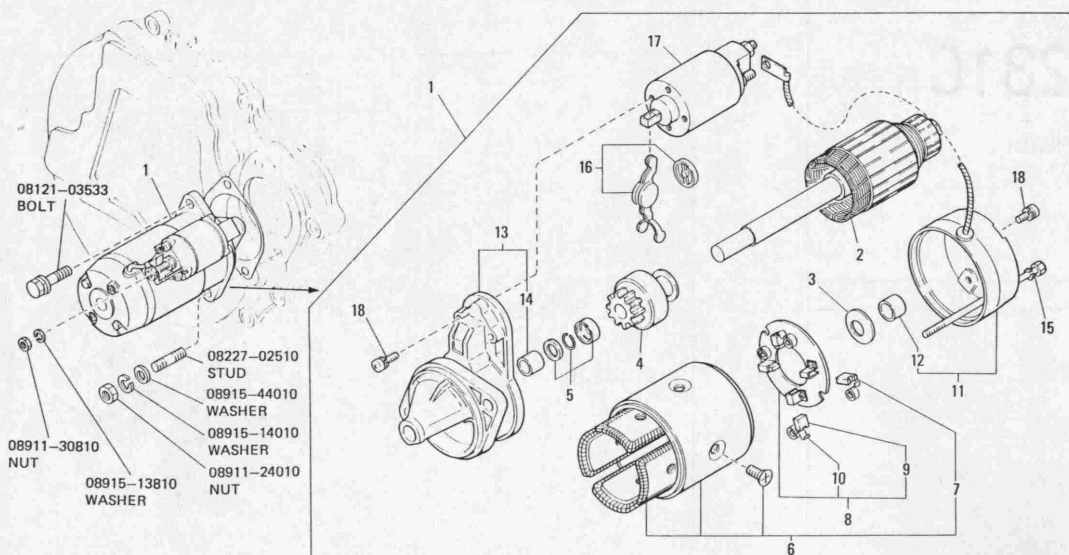
ANLASSER

موتور البدء

SECTION NO.

E E 233B-1STARTER MOTOR
-H20-

NOTE



N/C	s	KEY NO.	PART NUMBER	PART NAME	SPECIFICATION	QTY	UNIT PKG. FOR DIST.	P M C	APPLIED MODEL	APPLIED DATE	ICA NF	FORMER PART NO.	K D	REMARK
N		1 01	23300-00H10	MOTOR ASSY-STARTER	MITSUBISHI	01	1		H20	0486-				
N		2 01	23310-42L10	ARMATURE ASSY		01	1		H20	0486-				
N		3 01	23460-M8011	WASHER SET-THRUST		01	1		H20	0486-				
N		4 01	23354-42L10	CLUTCH ASSY		01	1		H20	0486-				
N		5 01	23465-42L10	STOPPER SET-PINION		01	1		H20	0486-				
N		6 01	23302-T5000	YOKE		01	1		H20	0486-				
N		7 01	23380-M8310	BRUSH-PLUS		02	1		H20	0486-				
N		8 01	23378-M8011	HOLDER ASSY-BRUSH		01	1		H20	0486-				
N		9 01	23380-M8311	BRUSH-MINUS	MITSUBISHI	01	10		H20	0486-				
N		10 01	23333-M1510	SPRING-BRUSH	MITSUBISHI	03	10		H20	0486-				
N		11 01	23337-42L10	COVER ASSY-REAR		01	1		H20	0486-				
N		12 01	23338-M8011	METAL-REAR COVER	MITSUBISHI	01	5		H20	0486-				
N		13 01	23318-00H10	CASE ASSY-GEAR		01			H20	0486-				
N		14 01	23319-M8011	METAL-GEAR CASE		01	10		H20	0486-				
N		15 01	23340-M8010	BOLT-THROUGH		02	10		H20	0486-				
N		16 01	23322-42L10	LEVER SET-SHIFT		01	1		H20	0486-				
N		17 01	23343-00H10	SWITCH ASSY-MAGNETIC		01	1		H20	0486-				
N		18 01	23480-M0110	SCREW SET		01	1		H20	0486-				

FICHE

2-H12

SECTION NO.

EE 233C-1STARTER MOTOR
-SD25-

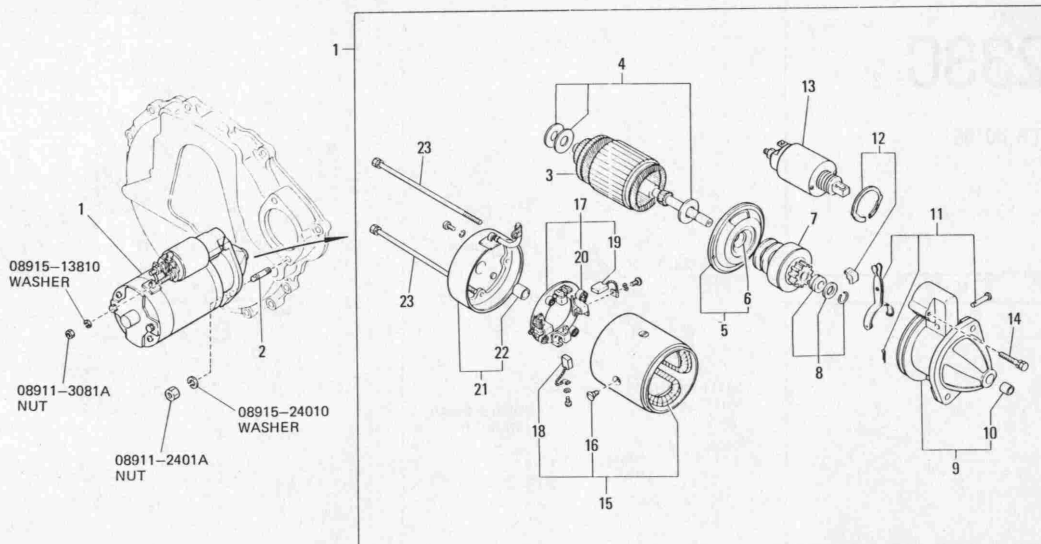
MOTOR DE ARRANQUE

DEMARREUR

ANLASSER

موتور البدء

NOTE



N C	S	KEY NO.	PART NUMBER	PART NAME	SPECIFICATION	QTY	UNIT PKG. FOR DIST	P M C	APPLIED MODEL	APPLIED DATE	ICA NF	FORMER PART NO.	K D	REMARK
N		1 01	23300-L1800	MOTOR ASSY-STARTER	HITACHI S12-63B	01	1		SD25	0486-				
N		2 01	91017-90013	STUD	L=25	02	5		SD25	0486-				
N		3 01	23310-37502	ARMATURE ASSY		01	1		SD25	0486-				
N		4 01	23460-76201	WASHER SET-THRUST		01	2		SD25	0486-				
N		5 01	23383-37502	BEARING		01	1		SD25	0486-				
N		6 01	23441-37501	METAL-CENTER BEARING		01	10		SD25	0486-				
N		7 01	23312-L1800	PINION ASSY		01	1		SD25	0486-				
N		8 01	23462-76201	STOPPER SET-PINION		01	1		SD25	0486-				
N		9 01	23318-V0600	CASE ASSY-GEAR		01	1		SD25	0486-				
N		10 01	23319-37502	METAL-GEAR CASE		01	10		SD25	0486-				
N		11 01	23320-76200	LEVER SET-SHIFT		01	1		SD25	0486-				
N		12 01	23446-76200	DUST SET-COVER		01	1		SD25	0486-				
N	*	13 01	23343-G7002	SWITCH ASSY-MAGNETIC		01	1		SD25	0486-				
N		02	-31W00			01			SD25	0486-		⇒ 23343-G7002		
N		14 01	23353-G7000	BOLT		02	5		SD25	0486-				
N	*	15 01	23306-76200	COIL ASSY-FIELD		01	1		SD25	0486-				
N		02	-31W00			01			SD25	0486-		⇒ 23306-76200		
N		16 01	23305-37502	SCREW-POLE CORE SET		04	5		SD25	0486-				
N		17 01	23330-G7000	HOLDER ASSY-BRUSH		01	1		SD25	0486-				
N		18 01	23380-G7000	BRUSH-PLUS		02	10		SD25	0486-				
N		19 01	23379-G7000	BRUSH-MINUS		02	10		SD25	0486-				

FICHE

2-H13

MOTOR DE ARRANQUE

DEMARREUR

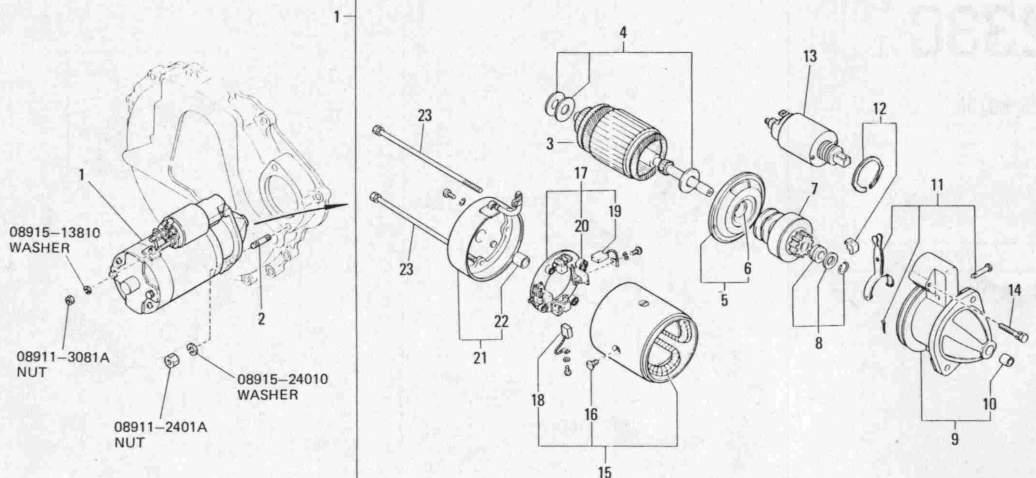
ANLASSER

موتور البدء

SECTION NO.

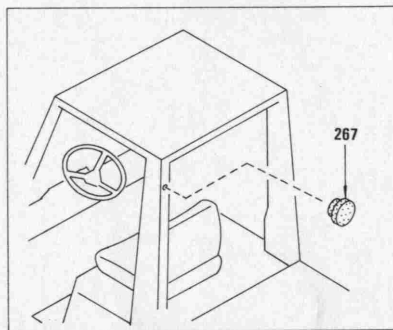
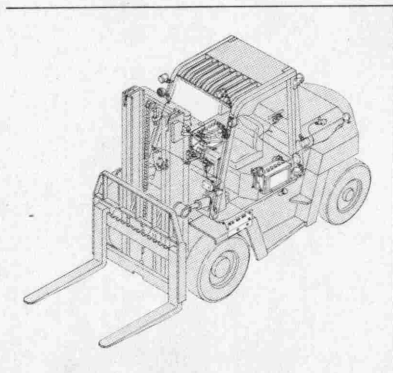
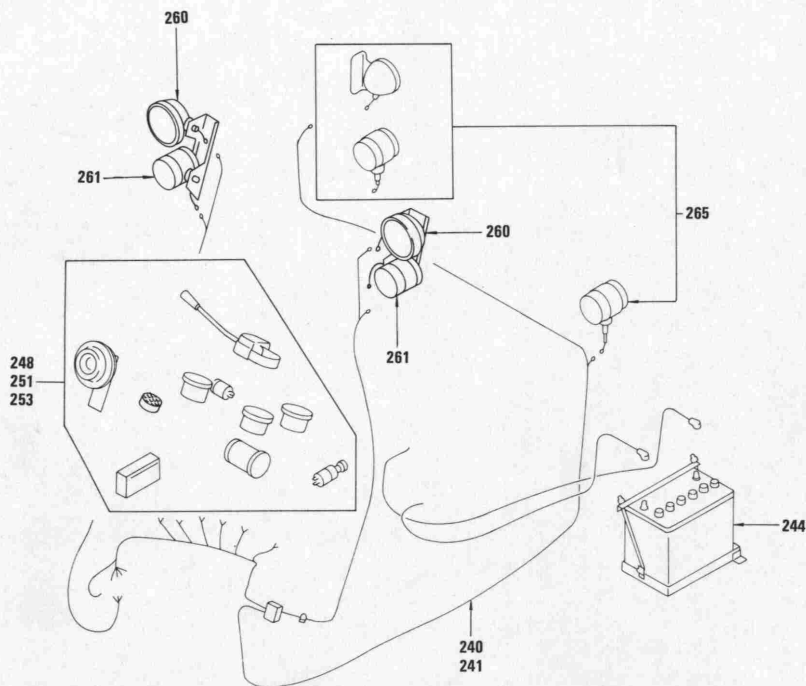
233C-2STARTER MOTOR
-SD25-

NOTE



N C	s	KEY NO.	PART NUMBER	PART NAME	SPECIFICATION	QTY	UNIT	P	APPLIED MODEL	APPLIED DATE	ICA NF	FORMER PART NO.	K D	REMARK
							PKG. FOR DIST	M C						
N		20 01	23333-37500	SPRING-BRUSH		04	10		SD25	0486-				
N		21 01	23337-J2001	COVER ASSY-REAR		01	1		SD25	0486-				
N		22 01	23338-37502	METAL-REAR COVER		01	10		SD25	0486-				
N		23 01	23340-37502	BOLT-THROUGH		02	10		SD25	0486-				

ILLUSTRATIONS SHOWN IN GENERAL INDEX AND GROUP INDEX ARE GENERALIZED DESCRIPTIONS FOR ALL MODELS AND ARE NOT PRECISE IN ALL DETAILS.



SECTION NAME

SECTION NO. GRID

WIRING (ENGINE ROOM & INSTRUMENT) ...	240	1 2
WIRING (BODY)	241	1 3
BATTERY & BATTERY MOUNTING	244	1 4
INSTRUMENT METER & GAUGE	248	1 5
SWITCH	251	1 7
ELECTRICAL UNIT	253	1 8
HEAD LAMP	260	1 9
FRONT COMBINATION LAMP	261	1 10
REAR COMBINATION LAMP	265	1 11
LAMPS (OTHERS)	267	1 12

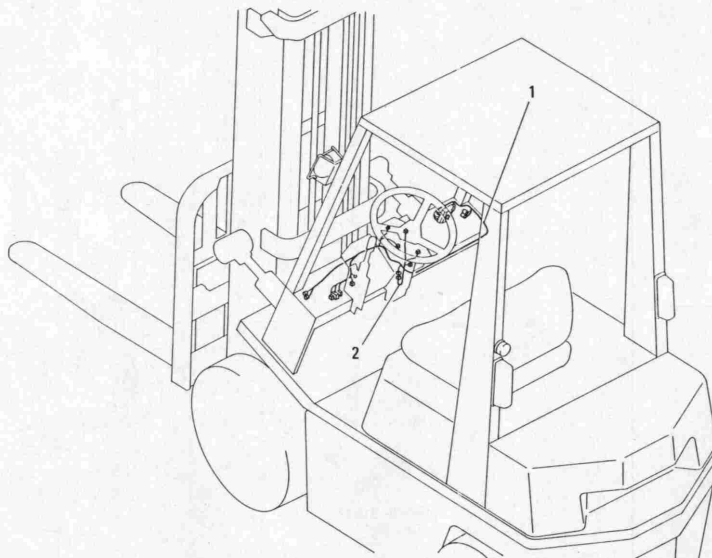
FICHE

2-I2CABLEADO (COMPARTIMIEN-
TO DEL MOTOR E INSTRU-
MENTOS)CABLAGE (COMPARTIMENT
MOTEUR & TABLEAU DE
BORD)KABELBAUM (MOTORRAUM &
INSTRUMENT)شبكة الاسلاك (حجرة المحرك
والاجهزة القياسية)

SECTION NO.

BE 240-1WIRING (ENGINE ROOM &
INSTRUMENT)

NOTE



N C	S	KEY NO.	PART NUMBER	PART NAME	SPECIFICATION	QTY	UNIT PKG. FOR DIST	P M C	APPLIED MODEL	APPLIED DATE	ICA NF	FORMER PART NO.	K D	REMARK
N		1 01	24013-01H00	HARNESS ASSY-INSTRUMENT		01			H20	0486-				
N		02	-10H00			01			SD25	0486-				
N		03	-01H10		F/RR COMBI LAMP	01			OP:H20	0486-				
N		04	-10H10		F/RR COMBI LAMP	01			OP:SD25	0486-				
N		2 01	24018-01H10	HARNESS-METER		01				0486-				

FICHE

2-13

CABLEADO (CARROCERIA)

CABLAGE (CARROSSERIE)

KABELBAUM (KAROSSERIE)

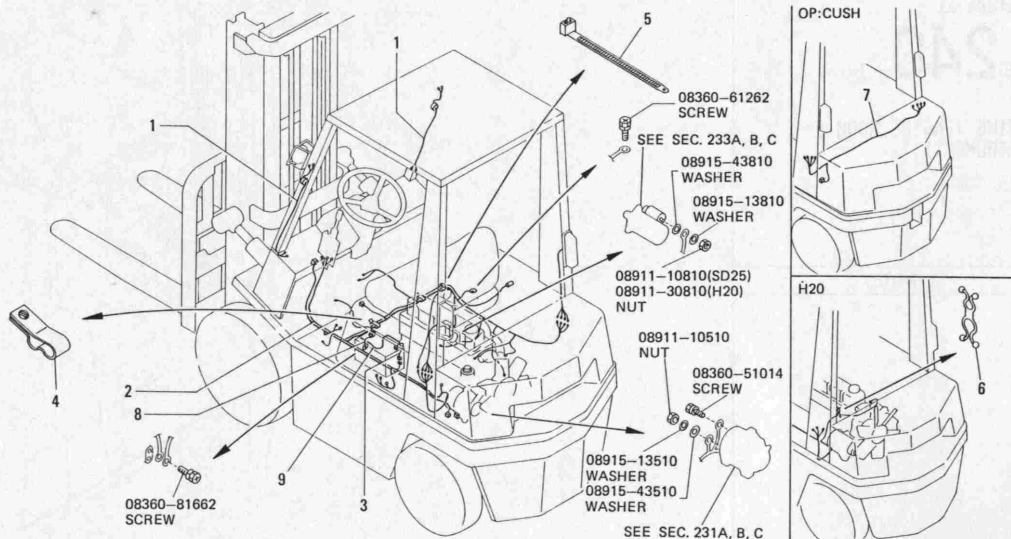
شبكة الاللاك (الجسم)

SECTION NO.

BE 241-1

WIRING (BODY)

NOTE



N C	S	KEY NO.	PART NUMBER	PART NAME	SPECIFICATION	QTY	UNIT PKG. FOR DIST.	P M C	APPLIED MODEL	APPLIED DATE	ICA NF	FORMER PART NO.	K D	REMARK
N		1 01	24012-00H20	HARNESS-GUARD	F/RR COMBI LAMP	02			OP	0486-				
N		02	-00H00			02				0486-				
N		2 01	24014-01H00	HARNESS-CHASSIS		01			H20	0486-				
N		02	-10H06			01			SD25	0486-				
N		03	-01H10		F/RR COMBI LAMP	01			OP:H20	0486-				
N		04	-10H16		F/RR COMBI LAMP	01			OP:SD25	0486-				
N		3 01	24022-01A00	LINK-FUSIBLE		01	5			0486-				
N		4 01	24210-11H00	CLIP		02				0486-				
N	*	5 01	01552-00401	CLAMP		03	10			0486-				
N		02	-00411			03				0486-		⇒ 01552-00401		
N		6 01	17365-B5000	CLIP		02	1		H20	0486-				
N		7 01	24015-22H60	HARNESS ASSY-TAIL	F/RR COMBI LAMP	01			OP:CUSH	0486-				
N		8 01	24080-03H00	CABLE-EARTH		01			H20	0486-				
N		02	-11H00			01			SD25	0486-				
N		9 01	24110-03H00	CABLE-BATTERY		01			H20	0486-				
N		02	-11H00			01			SD25	0486-				

FICHE

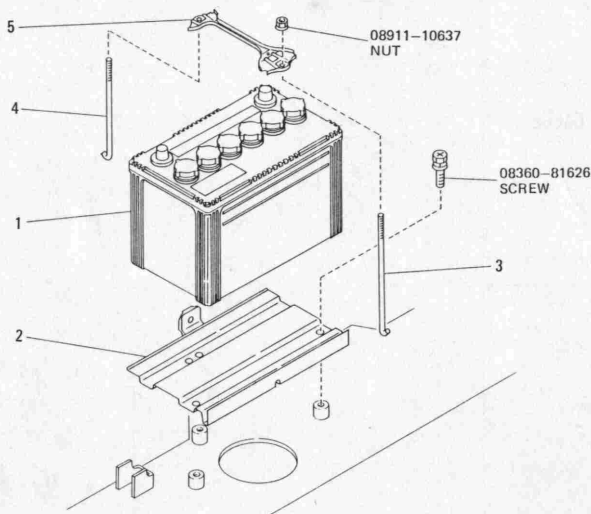
2-I4BATERIA Y MONTAJE DE LA
BATERIABATTERIE ET FIXATION DE
BATTERIEBATTERIE & BETTERIEAUF-
HANGUNG

البطارية وتركيبات البطارية

SECTION NO.

B E 244-1BATTERY & BATTERY
MOUNTING

NOTE



N C	S	KEY NO.	PART NUMBER	PART NAME	SPECIFICATION	QTY	UNIT PKG. FOR DIST.	P M C	APPLIED MODEL	APPLIED DATE	ICA NF	FORMER PART NO.	K D	REMARK
N	*	1	01	24410-38300	BATTERY	01	1		H20	0486-				
N	*	02		-Y1404		01			SD25	0486-				
N		2	01	24445-02H00	TRAY-BATTERY	01			CUSH	0486-				
N		02		-03H00		01			PNEU>H20	0486-				
N		03		-11H00		01			SD25	0486-				
N		3	01	24425-89902	ROD-BATTERY FIX	01	5			0486-				
N		4	01	24425-89903	ROD-BATTERY FIX	01	1			0486-				
N		5	01	24420-M6600	BAR ASSY-BATTERY FIXING	01	1			0486-				

FICHE

2-15INSTRUMENTOS DE MEDIDA
& INDICADORCOMPTEUR ET JAUGE DE
TABLEAU DE BORD

MESS- & ANZEIGEVORRICHTUNG

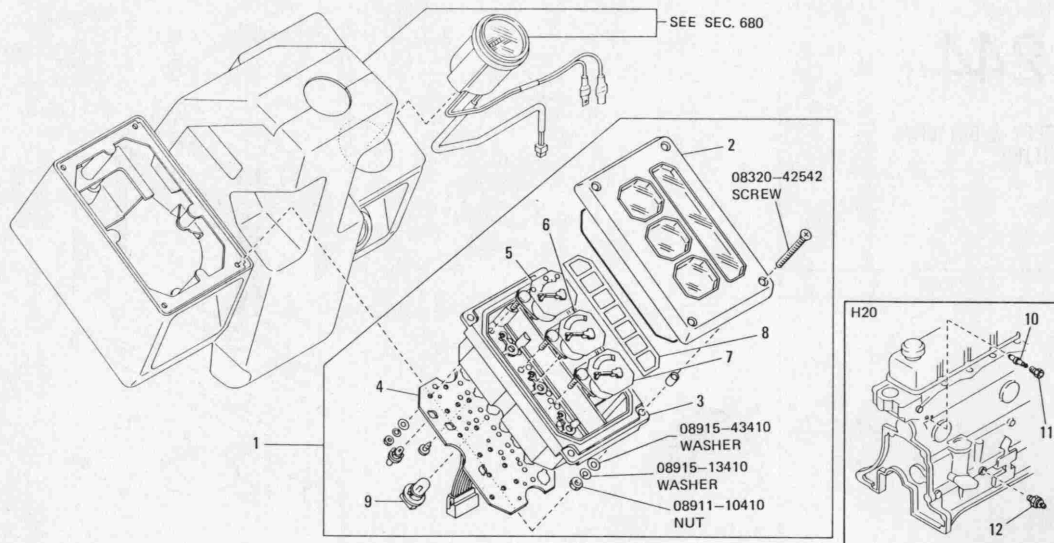
عداد اجهزة القياس والمقياس

SECTION NO.

BE 248-1

INSTRUMENT METER & GAUGE

NOTE



N C	S	KEY NO.	PART NUMBER	PART NAME	SPECIFICATION	QTY	UNIT PKG. FOR DIST.	P M C	APPLIED MODEL	APPLIED DATE	ICA NF	FORMER PART NO.	K D	REMARK
N		1 01	24810-00H00	METER ASSY-COMBINATION		01			H20	0486-				
N		02	-10H00			01	1		SD25	0486-				
N		03	-00H05		F/DUST SENSOR	01			OP:H20	0486-				
N		04	-10H05		F/DUST SENSOR	01	1		OP:SD25	0486-				
N		2 01	24813-00H00	COVER-COMBINATION METER		01				0486-				
N		3 01	24811-00H00	HOUSING ASSY-COMBINATION METER		01				0486-				
N		4 01	24814-00H00	PRINTED CIRCUIT ASSY		01	1			0486-				
N		02	-00H10		F/DUST SENSOR	01	1		OP	0486-				
N		5 01	24830-00H00	GAUGE ASSY-FUEL		01	1			0486-				
N		6 01	24835-00H00	GAUGE ASSY-WATER TEMPERATURE		01	1			0486-				
N		7 01	24840-00H00	GAUGE ASSY-OIL TEMPERATURE		01	1			0486-				
N		8 01	24891-00H00	LENS-WARNING		01			H20	0486-				
N		02	-10H00			01			SD25	0486-				
N		03	-10H05		F/DUST SENSOR	01			OP:SD25	0486-				
N		9 01	26265-10H00	SOCKET ASSY		03			H20	0486-				
N		02	-10H00			04			SD25	0486-				
N		10 01	25080-89900	GAUGE ASSY-WATER TEMPERATURE		01	5		H20	0486-				
N		11 01	25251-37700	NUT		01	10		H20	0486-				

FICHE

2-16INSTRUMENTOS DE MEDIDA
& INDICADORCOMPTEUR ET JAUGE DE
TABLEAU DE BORDMESS- & ANZEIGEVORRICH-
TUNG

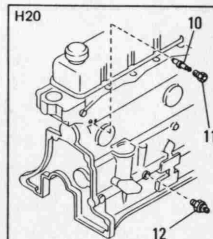
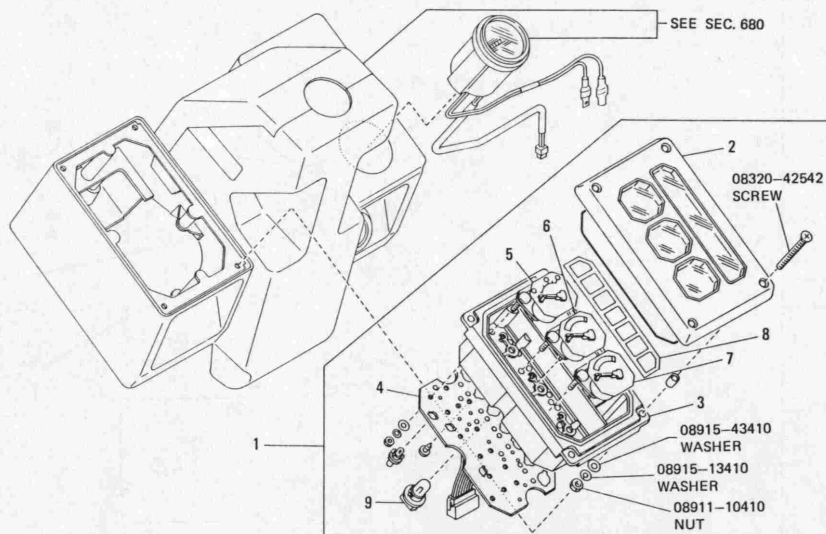
عداد اجهزة القياس والمقياس

SECTION NO.

BE 248-2

INSTRUMENT METER & GAUGE

NOTE



N C	S	KEY NO.	PART NUMBER	PART NAME	SPECIFICATION	QTY	UNIT PKG. FOR DIST.	P M C	APPLIED MODEL	APPLIED DATE	IGA NF	FORMER PART NO.	K D	REMARK
N		12 01	25240-89910	SWITCH ASSY-OIL PRESSURE		01	10		H20	0486-				

FICHE **2-17**

SECTION NO.

BE 251-1

SWITCH

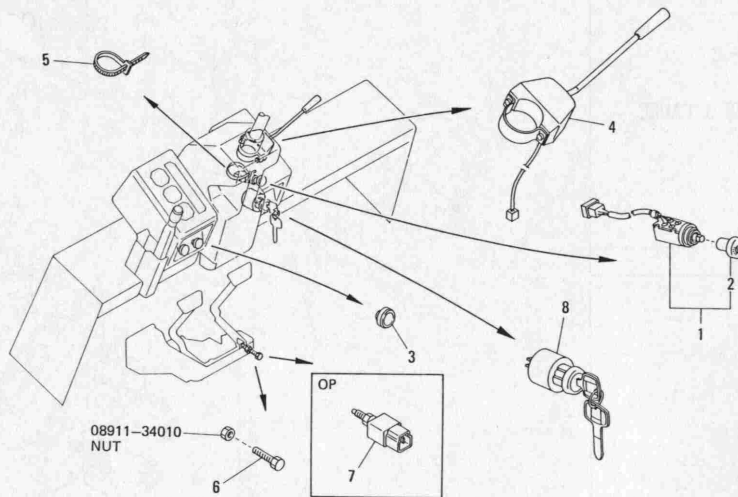
INTERRUPTOR (INSTRUMENTOS)

COMMANDE (TABLEAU DE BORD)

SCHALTER (INSTRUMENT)

السويتش (اجهزة القياس)

NOTE



08911-34010
NUT

N C	S	KEY NO.	PART NUMBER	PART NAME	SPECIFICATION	QTY	UNIT PKG. FOR DIST	P M C	APPLIED MODEL	APPLIED DATE	ICA NF	FORMER PART NO.	K D	REMARK
N		1 01	25160-11H00	SWITCH ASSY-LIGHTING		01				0486-				
N		2 01	25165-11H00	KNOB-LIGHTING SWITCH		01	1			0486-				
N		3 01	68201-M0200	PLUG-SWITCH HOLE		02	2			0486-				
N		4 01	25540-11H00	SWITCH ASSY-TURN SIGNAL	F/RR COMBI LAMP	01	1	OP		0486-				
N		5 01	24220-89983	CLIP	F/RR COMBI LAMP	01	5	OP		0486-				
N		6 01	01111-00182	BOLT		01	2			0486-				
N		7 01	25320-01B00	SWITCH ASSY-STOP LAMP	F/RR COMBI LAMP	01	1	OP		0486-				
N		8 01	25150-00H00	SWITCH ASSY-IGNITION		01				0486-				

FICHE

2-I8

SECTION NO.

BE 253-1

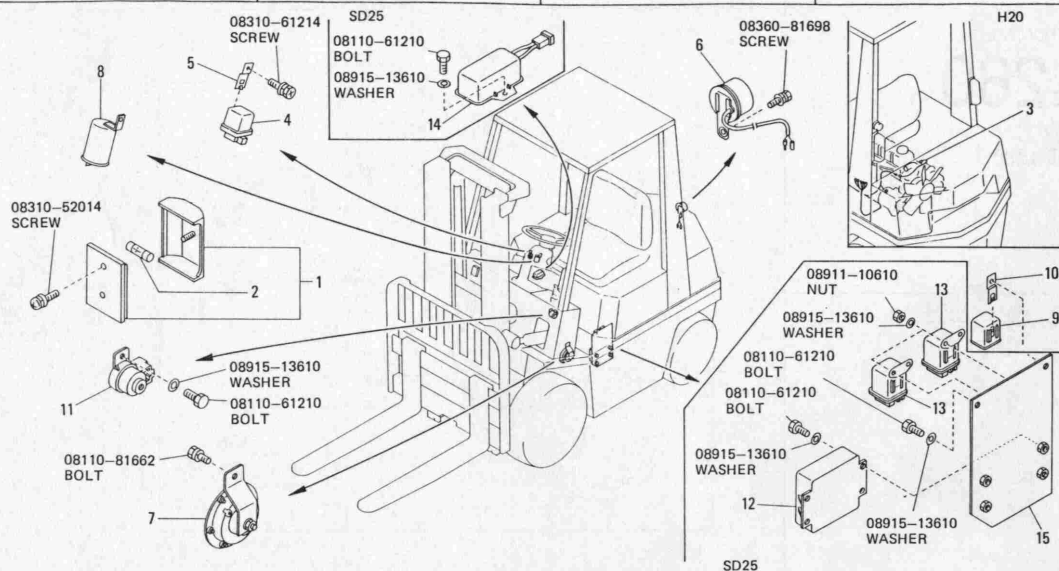
ELECTRICAL UNIT

UNIDAD ELECTRICA

ELEMENT ELECTRIQUE

ELEKTRISCHE BAUTEILE

الجهاز الكهربائي



NOTE

N C	S	KEY NO.	PART NUMBER	PART NAME	SPECIFICATION	QTY	UNIT PKG FOR DIST	P M C	APPLIED MODEL	APPLIED DATE	ICA NF	FORMER PART NO.	K D	REMARK
N		1 01	24310-11H60	BLOCK ASSY-FUSE	F/RR COMBI LAMP	01			OP	0486-				
N		02	25410-L1010			01	1			0486-				
N		2 01	25461-47600	FUSE-10A	F/RR COMBI LAMP	06	5		OP	0486-				
N		02	-47600			04	5			0486-				
N		3 01	24140-L1100	HARNES- THERMO SENDER		01	1		H20	0486-				
N		4 01	25630-D0100	RELAY ASSY-HORN		01	1			0486-				
N		5 01	25235-N8500	BRACKET-RELAY		01	5			0486-				
N		6 01	25650-04H00	BUZZER ASSY-BACK	F/RR COMBI LAMP	01	1		OP	0486-				
N		7 01	25620-11H00	HORN ASSY		01	1			0486-				
N		8 01	25520-L0700	UNIT ASSY-FLASHER	F/RR COMBI LAMP	01	1		OP	0486-				
N		9 01	25230-C9925	RELAY-ANTI RESTART		01	1			0486-				
N		10 01	25235-N8500	BRACKET-RELAY		01	5			0486-				
N		11 01	25640-10H00	BUZZER ASSY-CONTINUANCE		01	1		SD25	0486-				
N		12 01	11067-83W00	CONTROLLER-QUICK GLOW SYSTEM		01	1		SD25	0486-				
N	*	13 01	25230-09W01	RELAY-GLOW		02	1		SD25	0486-				
N		02	-W2510			02			SD25	0486-				
N		14 01	11068-T8201	RESISTOR-GLOW		01	1		SD25	0486-				
N		15 01	25234-10H01	BRACKET-ELECTRIC UNIT		01			SD25	0486-				

⇒ 25230-09W01

FICHE

2-19

FARO

PHARE

SCHEINWERFER

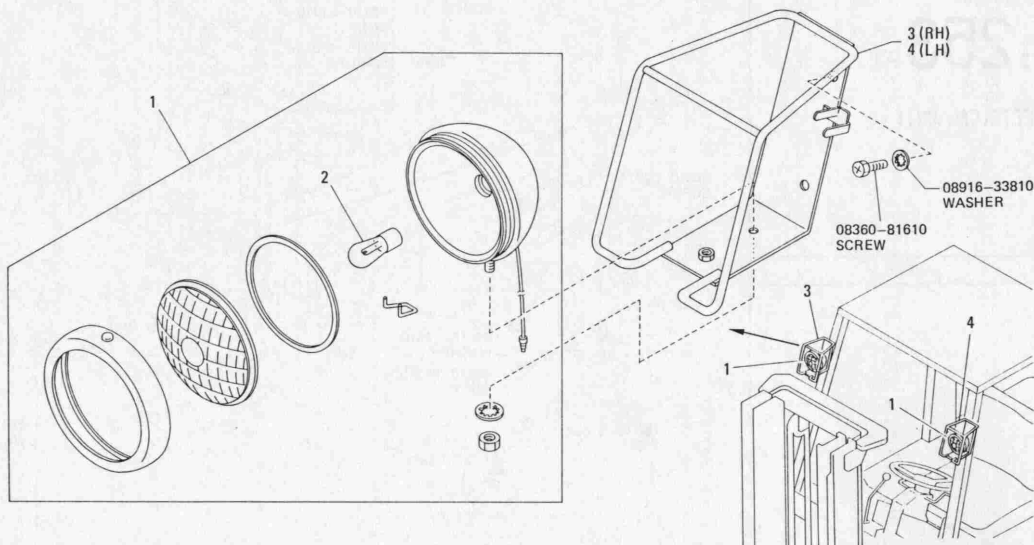
لمبة علوية

SECTION NO.

B E 260-1

HEAD LAMP

NOTE



N C	S	KEY NO.	PART NUMBER	PART NAME	SPECIFICATION	QTY	UNIT	P M C	APPLIED MODEL	APPLIED DATE	ICA NF	FORMER PART NO.	K D	REMARK
							PKG. FOR DIST.							
N		1 01	26010-11H00	LAMP ASSY-HEAD		02				0486-				
N		2 01	26717-89900	BULB	12V-23W	02	10			0486-				
N		3 01	26311-04H00	PROTECTOR ASSY-HEAD LAMP RH		01	1			0486-				
N		4 01	26316-04H00	PROTECTOR ASSY-HEAD LAMP LH		01	1			0486-				

FICHE

2-I10LUCES DE COMBINACION DE-
LANTERAS

ECLAIRAGE AVANT COMBINE

VORDERE KOMBINATIONS-
LEUCHTE

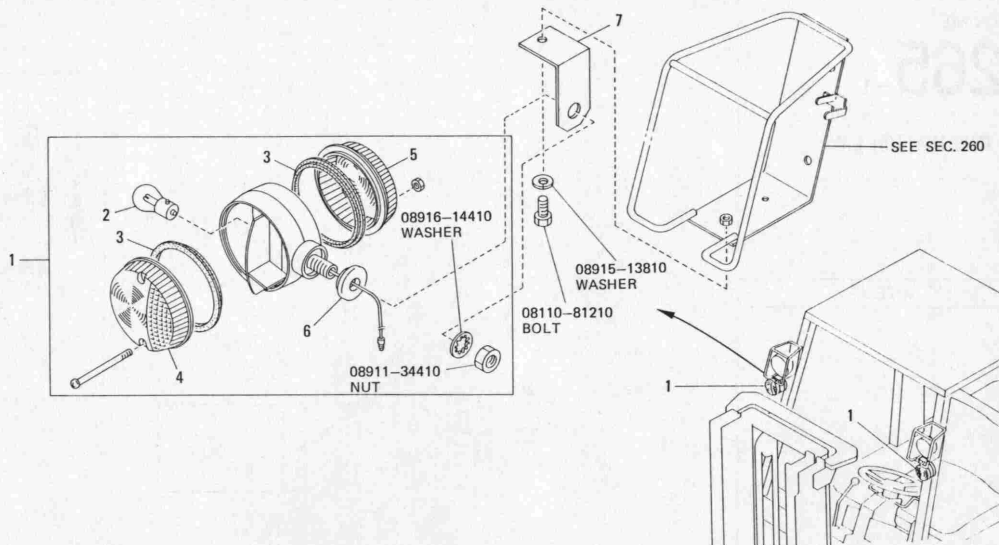
لمبة الجمع الامامي

SECTION NO.

BE 261-1

FRONT COMBINATION LAMP

NOTE



N C	S	KEY NO.	PART NUMBER	PART NAME	SPECIFICATION	QTY	UNIT PKG. FOR DIST.	P M C	APPLIED MODEL	APPLIED DATE	ICA NF	FORMER PART NO.	K D	REMARK
N		1 01	26125-11H10	LAMP ASSY-FRONT COMBINATION, LH	F/RR COMBI LAMP	02			OP	0486-				
N		2 01	26717-89900	BULB	12V-23W F/RR COMBI LAMP	02	10		OP	0486-				
N		3 01	26123-L1100	PACKING	F/RR COMBI LAMP	04	1		OP	0486-				
N		4 01	26121-L1100	LENS	F/RR COMBI LAMP	02	1		OP	0486-				
N		5 01	26122-L1100	LENS	F/RR COMBI LAMP	02	1		OP	0486-				
N		6 01	26132-11H00	RIM-LAMP	F/RR COMBI LAMP	02			OP	0486-				
N		7 01	26042-11H00	BRACKET-LAMP	F/RR COMBI LAMP	02			OP	0486-				

FICHE **2-I11**

LUCES DE COMBINACION
TRASERAS

ECLAIRAGE ARRIERE COM-
BINE

HINTERE KOMBINATIONS-
LEUCHTE

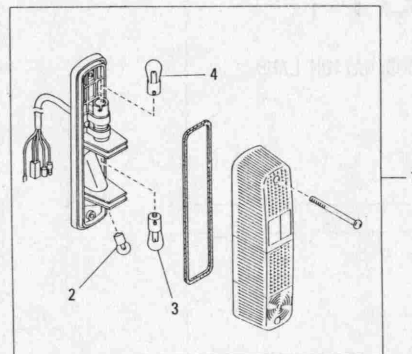
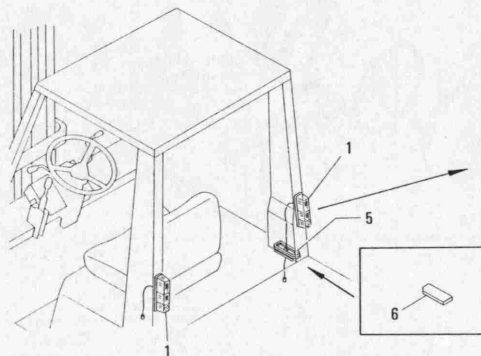
لمبة الجمع الخلفية

SECTION NO.

BE 265-1

REAR COMBINATION LAMP

NOTE



N C	S	KEY NO.	PART NUMBER	PART NAME	SPECIFICATION	QTY	UNIT	P M C	APPLIED MODEL	APPLIED DATE	ICA NF	FORMER PART NO.	K D	REMARK
							PKG. FOR DIST.							
N		1 01	26550-14H00	LAMP ASSY-REAR COMBINATION	F/RR COMBI LAMP	02			0P	0486-				
N		2 01	26717-89920	BULB	12V-21/5W F/RR COMBI LAMP	02	10		0P	0486-				
N		3 01	26717-89900	BULB	12V-23W F/RR COMBI LAMP	02	10		0P	0486-				
N		4 01	26716-89900	BULB	12V-10W F/RR COMBI LAMP	02	50		0P	0486-				
N		5 01	24261-00H00	GROMMET	F/RR COMBI LAMP	01			0P	0486-				
N		6 01	24271-00H00	PROTECTOR-HARNESS		01				0486-				

FICHE

2-I12

LUCES (OTRAS)

LAMPES (AUTRES)

ANDERE LEUCHTEN

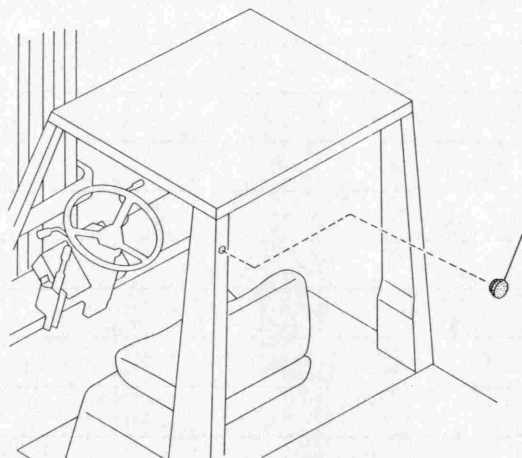
المبات (اخرى)

SECTION NO.

267-1

LAMPS (OTHERS)

NOTE

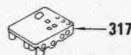
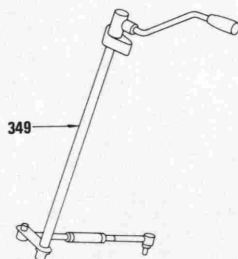
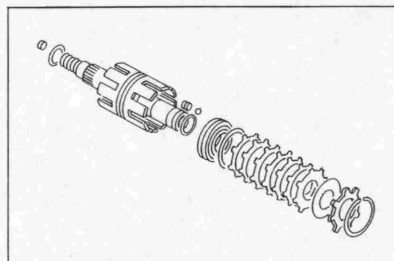
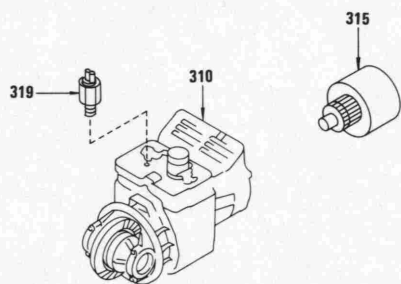


N C	s	KEY NO.	PART NUMBER	PART NAME	SPECIFICATION	QTY	UNIT PKG. FOR DIST.	P M C	APPLIED MODEL	APPLIED DATE	ICA NF	FORMER PART NO.	K D	REMARK
N		1 01	64892-W5000	COVER-HOLE	F/RR COMBI LAMP	01		5	OP:PNEU	0486-				

NOTE

Install the best!
GENUINE NISSAN PARTS

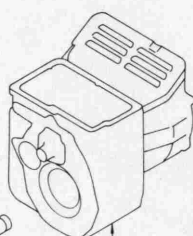
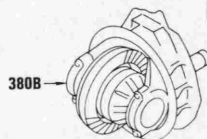
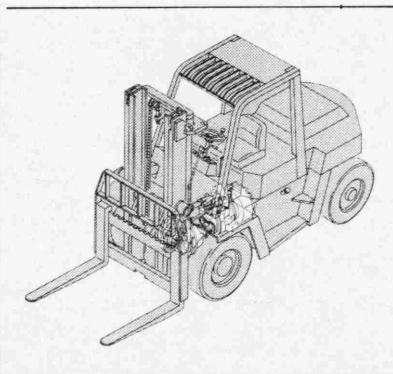
FICHE

2-J1**GROUP INDEX POWER TRAIN**

313

317

314



311

311

380B

ILLUSTRATIONS SHOWN IN GENERAL INDEX AND GROUP INDEX ARE GENERALIZED DESCRIPTIONS FOR ALL MODELS AND ARE NOT PRECISE IN ALL DETAILS.

SECTION NAME	SECTION NO.	GRID
TRANSMISSION ASSEMBLY & FITTING		
(ATM)	310	J 2
TORQUE CONVERTER CASE & HOUSING		
(ATM)	311	J 3
OIL PUMP PARTS (ATM)	313	J 5
GOVERNOR & GEAR PARTS (ATM)	314	J 6
CLUTCH & BRAKE BAND (ATM)	315	J 7
CONTROL VALVE (ATM)	317	J 9
CONTROL SWITCH (ATM)	319	J11
TRANSMISSION CONTROL (ATM)	349	J12
FINAL DRIVE ASSEMBLY -ATM-	380B	J13

2-21

GROUP INDEX

HOWELL TRAIN

ALL INFORMATION CONTAINED
HEREIN IS UNCLASSIFIED
DATE 08-14-2013 BY 60322
UCBAW/STP

SECTION 1
SECTION 2
SECTION 3
SECTION 4
SECTION 5
SECTION 6
SECTION 7
SECTION 8
SECTION 9
SECTION 10
SECTION 11
SECTION 12
SECTION 13
SECTION 14
SECTION 15
SECTION 16
SECTION 17
SECTION 18
SECTION 19
SECTION 20
SECTION 21
SECTION 22
SECTION 23
SECTION 24
SECTION 25
SECTION 26
SECTION 27
SECTION 28
SECTION 29
SECTION 30
SECTION 31
SECTION 32
SECTION 33
SECTION 34
SECTION 35
SECTION 36
SECTION 37
SECTION 38
SECTION 39
SECTION 40
SECTION 41
SECTION 42
SECTION 43
SECTION 44
SECTION 45
SECTION 46
SECTION 47
SECTION 48
SECTION 49
SECTION 50
SECTION 51
SECTION 52
SECTION 53
SECTION 54
SECTION 55
SECTION 56
SECTION 57
SECTION 58
SECTION 59
SECTION 60
SECTION 61
SECTION 62
SECTION 63
SECTION 64
SECTION 65
SECTION 66
SECTION 67
SECTION 68
SECTION 69
SECTION 70
SECTION 71
SECTION 72
SECTION 73
SECTION 74
SECTION 75
SECTION 76
SECTION 77
SECTION 78
SECTION 79
SECTION 80
SECTION 81
SECTION 82
SECTION 83
SECTION 84
SECTION 85
SECTION 86
SECTION 87
SECTION 88
SECTION 89
SECTION 90
SECTION 91
SECTION 92
SECTION 93
SECTION 94
SECTION 95
SECTION 96
SECTION 97
SECTION 98
SECTION 99
SECTION 100

FICHE

2-J2

CONJUNTO DE LA TRANSMISION Y PARTES DE FIJACION (AUTO)

ENSEMBLE BOITE DE VITESSES ET PIECES DE FIXATION (AUTO)

GETRIEBE KOMPLETT & BESCHLAGTEILE (AUTOMATIK)

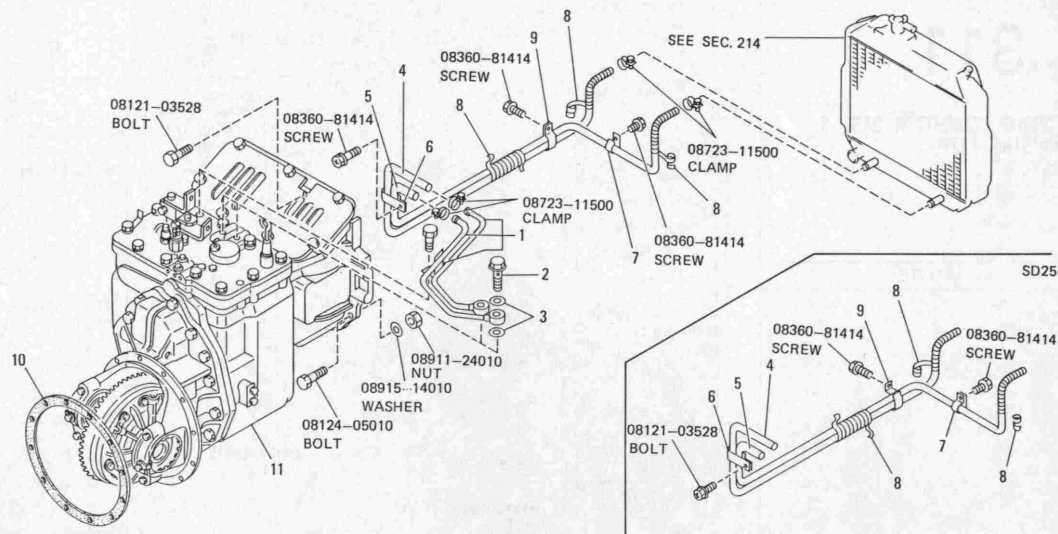
مجمع الغيار وتركيباته (اوتوماتيكي)

SECTION NO.

PT 310-1

TRANSMISSION ASSEMBLY & FITTING (ATM)

NOTE

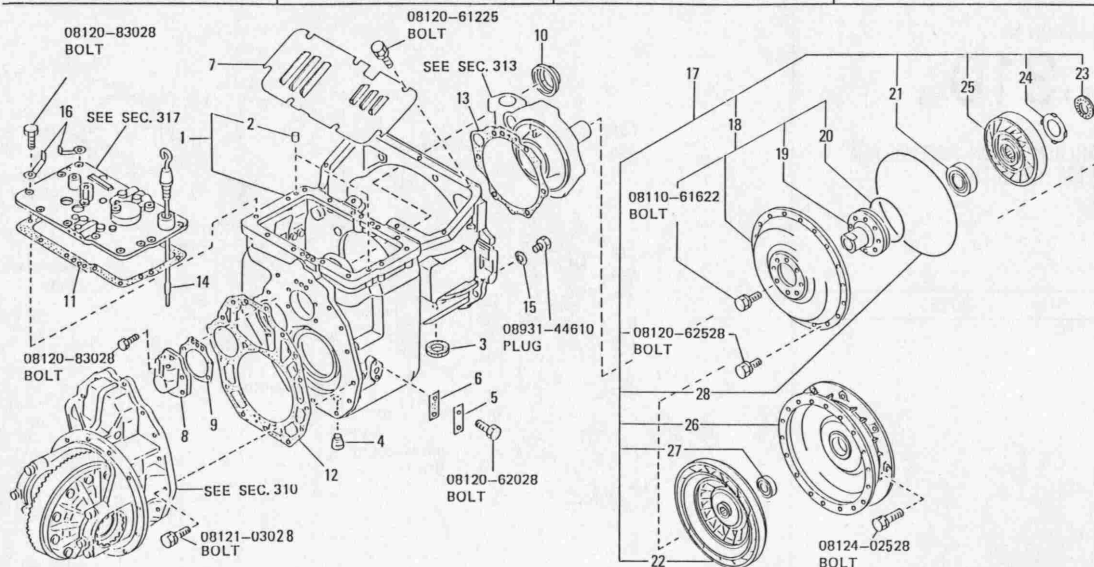


N C	S	KEY NO.	PART NUMBER	PART NAME	SPECIFICATION	QTY	UNIT PKG. FOR DIST.	P M C	APPLIED MODEL	APPLIED DATE	ICA NF	FORMER PART NO.	K D	REMARK
N		1 01	21621-00H00	TUBE COMP.-OIL COOLER		01				0486-				
N		2 01	21625-L1600	BOLT-CONNECTOR OIL COOLER TUBE		02	1			0486-				
N		3 01	05413-1400P	GASKET-C		04	50			0486-				
N		4 01	21631-15H02	HOSE-FLEXIBLE		01			PNEU>H2O	0486-				
N		02	-05H00			01			SD25	0486-				
N		03	-15H01			01			CUSH	0486-				
N		5 01	21632-05H00	HOSE-FLEXIBLE		01			PNEU	0486-				
N		02	-15H00			01			CUSH	0486-				
N		6 01	21642-L3000	CLIP-HOSE		03	1		H2O	0486-				
N		02	-L3000			02	1		SD25	0486-				
N		7 01	21642-05H01	CLIP-HOSE		01				0486-				
N		8 01	69690-L7400	PROTECTOR-SPIRAL TUBE		03				0486-				
N		9 01	21642-L1601	CLIP-HOSE		01	1		SD25	0486-				
N		10 01	38320-L3001	GASKET-GEAR CARRIER		01	2			0486-				
N		11 01	31010-00H00	TRANSMISSION ASSY-WITH TORQUE CONVERTER		01			CUSH	0486-				
N		02	-01H00			01			PNEU	0486-				

FICHE

2-J3

SECTION NO.

PT 311-1TORQUE CONVERTER CASE &
HOUSING (ATM)CAJA DEL CONVERTIDOR DE
PAR Y CAJA (AUTO)CARTER DE CONVERTISSEUR
DE COUPLE ET BOITIER
(AUTO)DREHMOMENTWANDLERGE-
HÄUSE & GEHÄUSETEILE
(AUTOMATIK)علبة تحويل حلقة المرسة وتغليفيها
(اوتوماتيكي)

NOTE

N C	S	KEY NO.	PART NUMBER	PART NAME	SPECIFICATION	QTY	UNIT PKG. FOR DIST.	P M C	APPLIED MODEL	APPLIED DATE	ICA NF	FORMER PART NO.	K D	REMARK
N		1 01	31310-11H01	CASE ASSY-TRANSMISSION		01				0486-				
N		2 01	30413-61700	DOWEL-FLYWHEEL HOUSING		02	5			0486-				
N		3 01	30543-L1100	PLUG-RUBBER		02	1			0486-				
N	*	4 01	32103-14600	PLUG-DRAIN		01	10			0486-				
N		02	-U8401			01				0486-		⇒ 32103-14600		
N		5 01	32714-L6100	COVER-SPEEDO METER		01				0486-				
N		6 01	35103-90001	GASKET		01	1			0486-				
N		7 01	30411-00H00	COVER-CLUTCH HOUSING		01				0486-				
N		8 01	31485-L1000	CASE ASSY-SERVO		01	1			0486-				
N		9 01	31182-L1000	PACKING-SERVO CASE		01	5			0486-				
N		10 01	32114-L1400	COVER-BEARING PINION		02	1			0486-				
N		11 01	32162-11H00	PACKING-TRANSMISSION COVER		01	1			0486-				
N		12 01	32134-11H00	PACKING-TRANSMISSION CASE		01	1			0486-				
N		13 01	32112-11H00	GASKET-OIL PUMP		01	1			0486-				
N		14 01	31086-11H00	GAUGE-OIL LEVEL		01				0486-				
N		15 01	05413-1600P	WASHER-SEAL		01	10			0486-				
N	*	16 01	24210-89944	CLIP		02	5			0486-				
N		02	-07P00			02				0486-		⇒ 24210-89944		
N		17 01	31100-11H01	CONVERTER ASSY-TORQUE		01				0486-				
N		18 01	31131-11H00	PUMP-INPELLER		01				0486-				

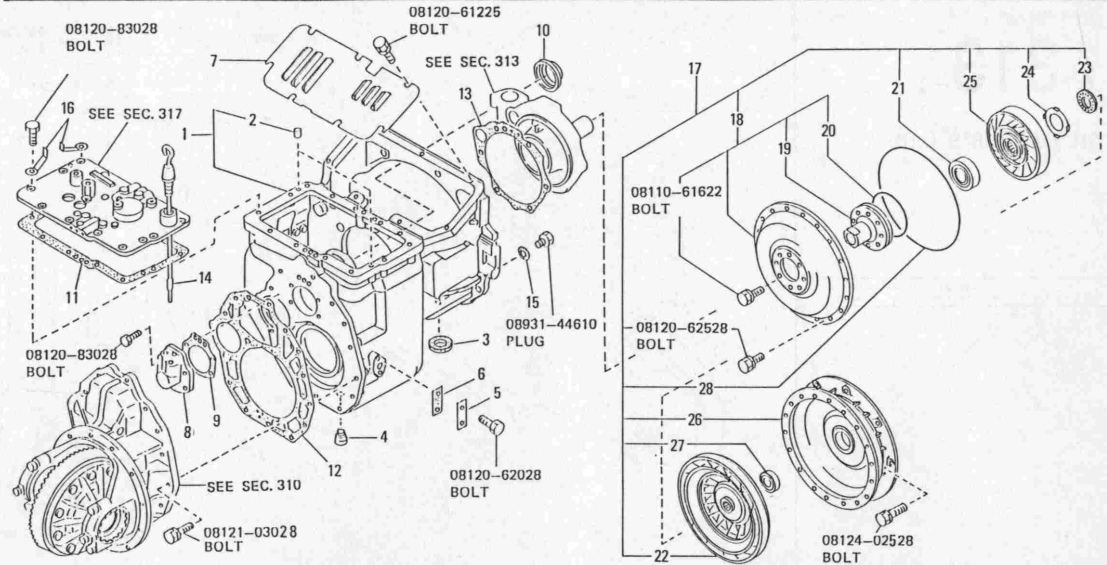
FICHE

2-J4

SECTION NO.

PT 311-2TORQUE CONVERTER CASE &
HOUSING (ATM)

NOTE

CAJA DEL CONVERTIDOR DE
PAR Y CAJA (AUTO)CARTER DE CONVERTISSEUR
DE COUPLE ET BOITIER
(AUTO)DREHMOMENTWANDLERGE-
HÄUSE & GEHÄUSETEILE
(AUTOMATIK)علبة تحويل حلقة الفرسة وتغليفها
(اوتوماتيكي)

N C	S	KEY NO.	PART NUMBER	PART NAME	SPECIFICATION	QTY	UNIT PKG FOR DIST	P M C	APPLIED MODEL	APPLIED DATE	ICA NF	FORMER PART NO.	K D	REMARK
N		19 01	31136-11H00	SLEEVE-DRIVE PUMP		01				0486-				
N		20 01	01001-00141	O RING		01				0486-				
N		21 01	37516-53000	BEARING-BALL		01				0486-				
N		22 01	31151-11H00	TURBINE ASSY		01				0486-				
N		23 01	31106-L1200	BEARING-NEEDLE		01	1			0486-				
N		24 01	31435-11H00	RACE-BEARING	T=1.1	01				0486-				
N		02	-11H01		T=1.4	01				0486-				
N		03	-11H02		T=1.7	01				0486-				
N		04	-11H03		T=2.1	01				0486-				
N		25 01	31170-L1200	STATOR ASSY		01	1			0486-				
N		26 01	31122-11H01	COVER-DRIVE		01				0486-				
N		27 01	32223-24900	BEARING-BALL		01	1			0486-				
N		28 01	01001-00131	SEAL-O RING		01	1			0486-				

FICHE

2-J5PARTES DE LA POMBA DE
ACEITE (AUTO)PIECES DE POMPE A HUILE
(AUTO)ÖLPUMPENTEILE (AUTOMA-
TIK)

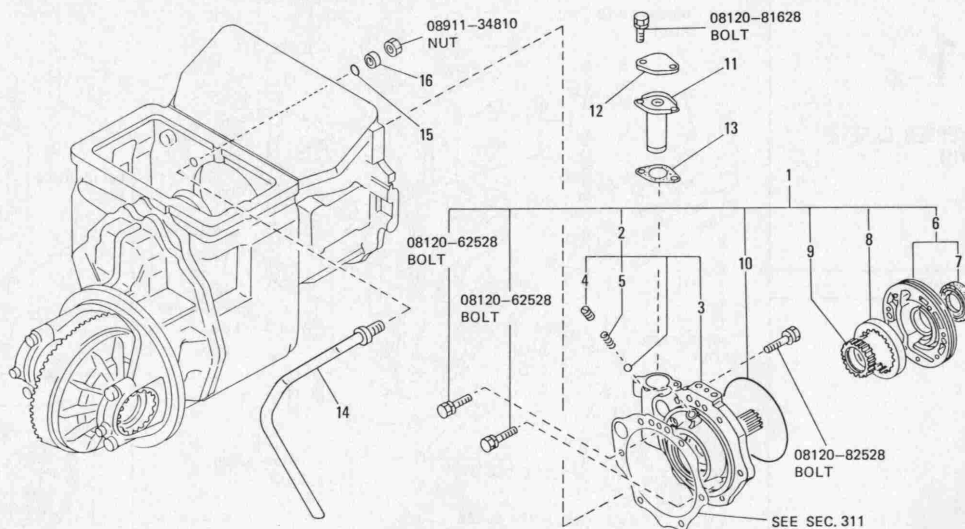
قطع ضغ الزيت

SECTION NO.

PT 313-1

OIL PUMP PARTS (ATM)

NOTE



N C	S	KEY NO.	PART NUMBER	PART NAME	SPECIFICATION	QTY	UNIT PKG. FOR DIST.	P M C	APPLIED MODEL	APPLIED DATE	ICA NF	FORMER PART NO.	K D	REMARK
N		1 01	31340-11H00	PUMP ASSY-OIL		01				0486-				
N		2 01	31350-11H00	COVER ASSY-OIL PUMP		01				0486-				
N		3 01	32720-36900	BALL-STEEL		01	20			0486-				
N		4 01	31358-L1000	PLUG-METRIC THREAD		01	1			0486-				
N		5 01	31842-X0100	SPRING-CONVERTER RELIEF		01	5			0486-				
N		6 01	31341-11H00	HOUSING ASSY-OIL PUMP		01				0486-				
N		7 01	31344-L1210	SEAL-OIL PUMP HOUSING		01	1			0486-				
N		8 01	31347-L1000	GEAR-OUTER,OIL PUMP	T=16.000-16.010	01	1			0486-				
N		02	-L1001		T=16.010-16.020	01	1			0486-				
N		03	-L1002		T=16.020-16.030	01	1			0486-				
N		9 01	31346-L1210	GEAR-INNER,OIL PUMP	T=16.000-16.010	01	1			0486-				
N		02	-L1211		T=16.010-16.020	01	1			0486-				
N		03	-L1212		T=16.020-16.030	01	1			0486-				
N		10 01	31343-L1000	O RING		01	1			0486-				
N		11 01	31728-11H00	STRAINER ASSY-OIL		01				0486-				
N		12 01	31743-11H00	PLATE-RETAINING		01				0486-				
N		13 01	31729-11H02	GASKET-STRAINER		01				0486-				
N		14 01	31850-11H00	PIPE ASSY-OIL		01				0486-				
N		15 01	31859-L1000	O RING		01	2			0486-				
N		16 01	31858-L1000	SPACER-OIL STRAINER		01	1			0486-				

FICHE

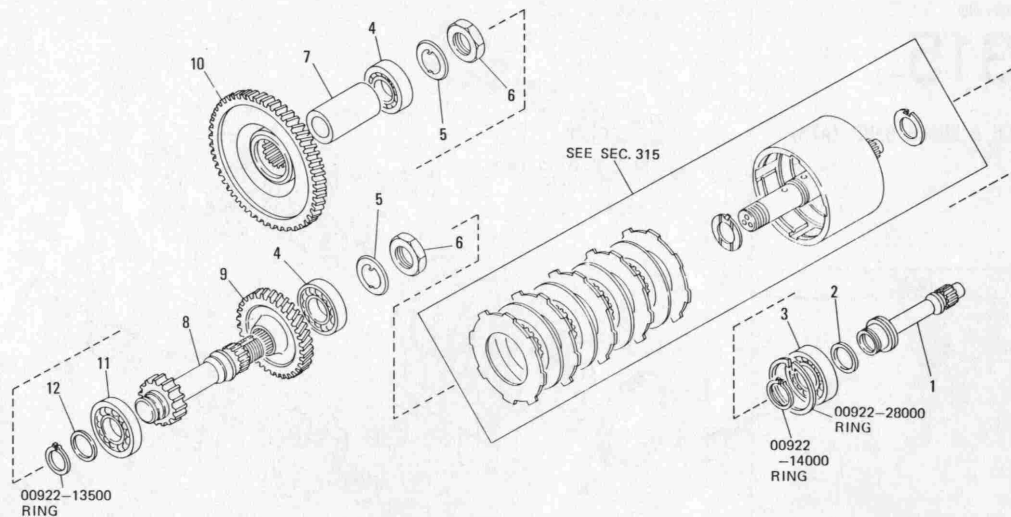
2-J6REGULADOR Y PARTES DE
ENGRANAJES (AUTO)PIECES DE REGULATEUR ET
D'ENGRENAGE (AUTO)REGLER & ZAHNRADTEILE
(AUTOMATIK)

قطع المنظم والغيار (اوتوماتيكي)

SECTION NO.

PT **314**-1GOVERNOR & GEAR PARTS
(ATM)

NOTE



N C	S	KEY NO.	PART NUMBER	PART NAME	SPECIFICATION	QTY	UNIT	P M C	APPLIED MODEL	APPLIED DATE	ICA NF	FORMER PART NO.	K D	REMARK
							PKG FOR DIST							
N		1 01	31411-L1211	SHAFT-INPUT		01	1			0486-				
N		2 01	31412-L1000	RING-SEAL INPUT SHAFT		01	1			0486-				
N		3 01	37516-53000	BEARING-BALL		01	1			0486-				
N		4 01	37510-86160	BEARING-BALL		02	1			0486-				
N		5 01	32116-L1101	WASHER-LOCK		02	1			0486-				
N		6 01	38216-L1100	NUT		02	1			0486-				
N		7 01	32214-L1000	SPACER-PINION SHAFT		01	1			0486-				
N		8 01	32281-L1005	SHAFT-IDLER		01	1			0486-				
N		9 01	32282-L1001	GEAR-IDLER		01	1			0486-				
N		10 01	32220-L1003	GEAR-REDUCTION		01	1			0486-				
N		11 01	32203-10600	BEARING-BALL		01	1			0486-				
N		12 01	32289-L1100	WASHER-IDLER SHAFT		01	1			0486-				

FICHE

2-J7

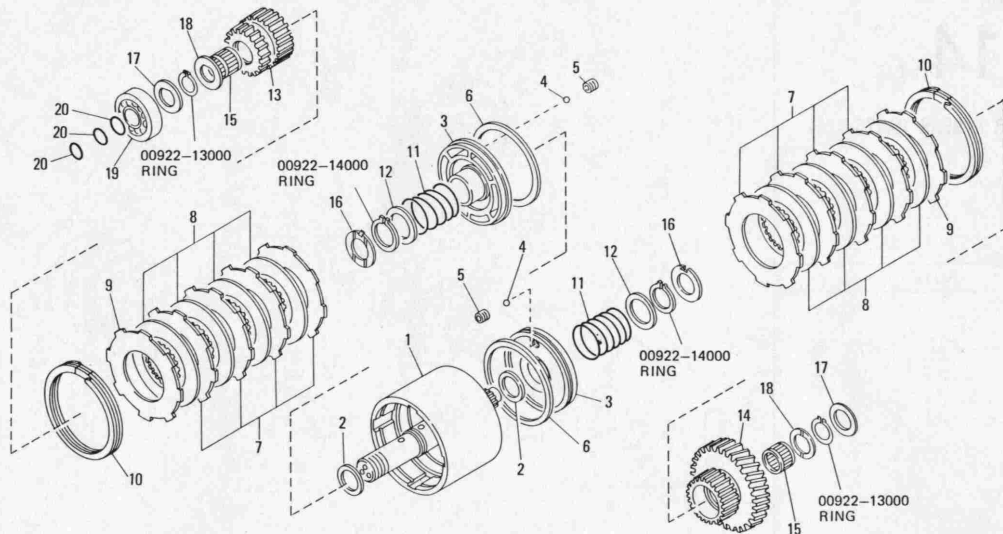
SECTION NO.

PT 315-1

CLUTCH & BRAKE BAND (ATM)

EMBRAGUE Y CINTA DE
FRENO (AUTO)EMBRAYAGE ET BANDE DE
FREIN (AUTO)KUPPLUNG & BREMSBAND
(AUTOMATIK)

باند الكلاتش والفرامل (اوتوماتيكي)



NOTE

N C	S	KEY NO.	PART NUMBER	PART NAME	SPECIFICATION	QTY	UNIT PKG. FOR DIST.	P M C	APPLIED MODEL	APPLIED DATE	ICA NF	FORMER PART NO.	K D	REMARK
N		1 01	31511-L1003	DRUM-CLUTCH WITH SHAFT		01	1			0486-				
N		2 01	31517-L1000	RING-SEAL MAIN SHAFT		02	2			0486-				
N		3 01	31515-L1001	PISTON ASSY-CLUTCH		02	1			0486-				
N		4 01	32720-14600	BALL-STEEL		02	10			0486-				
N		5 01	31518-L1000	ORIFICE-PISTON		02	1			0486-				
N		6 01	31516-L1001	RING-SEAL PISTON		02	1			0486-				
N		7 01	31536-L1500	PLATE-DRIVEN	DAIKIN	08	2			0486-				
N		8 01	31532-L1500	PLATE ASSY-DRIVE	DAIKIN	08	2			0486-				
N		9 01	31537-L1000	PLATE-RETAINING	T=4.0	02	1			0486-				
N		02	-L1001		T=3.0	02	1			0486-				
N		03	-L1002		T=3.5	02	1			0486-				
N		04	-L1003		T=4.5	02	1			0486-				
N		10 01	31538-L1000	WASHER-THRUST		02	1			0486-				
N		11 01	31521-L1001	SPRING-PISTON RETURN		02	1			0486-				
N		12 01	31552-L1000	RETAINER-SPRING		02	1			0486-				
N		13 01	31421-L1005	GEAR ASSY-FORWARD		01	1			0486-				
N		14 01	31441-L1002	GEAR ASSY-REVERSE		01	1			0486-				
N		15 01	31429-L1000	BEARING-NEEDLE		02	1			0486-				
N		16 01	31427-L1001	WASHER-THRUST		02	1			0486-				
N		17 01	32357-L1003	SPACER-MAIN SHAFT GEAR		02	2			0486-				
N		18 01	32357-L1005	WASHER-THRUST		02	1			0486-				

FICHE

2-J8EMBRAGUE Y CINTA DE
FRENO (AUTO)EMBAYAGE ET BANDE DE
FREIN (AUTO)KUPPLUNG & BREMSBAND
(AUTOMATIK)

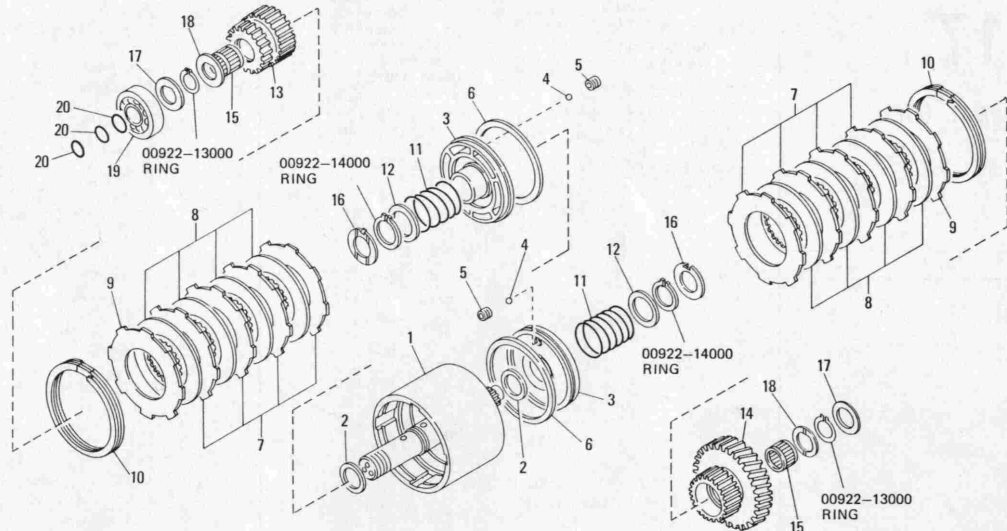
باند الكلاش والفرامل (اوتوماتيكي)

SECTION NO.

PT **315-2**

CLUTCH & BRAKE BAND (ATM)

NOTE



N	C	KEY NO.	PART NUMBER	PART NAME	SPECIFICATION	QTY	UNIT PKG FOR DIST	P M C	APPLIED MODEL	APPLIED DATE	ICA NF	FORMER PART NO.	K D	REMARK
N		19 01	00806-30601	BEARING-BALL		01				0486-				
N		20 01	31487-L1000	RING-SEAL		03	2			0486-				

FICHE

2-J10VALVULAS DE MANDO
(AUTO)SOUPAPE DE COMMANDE
(AUTO)

STEUERVENTIL (AUTOMATIK)

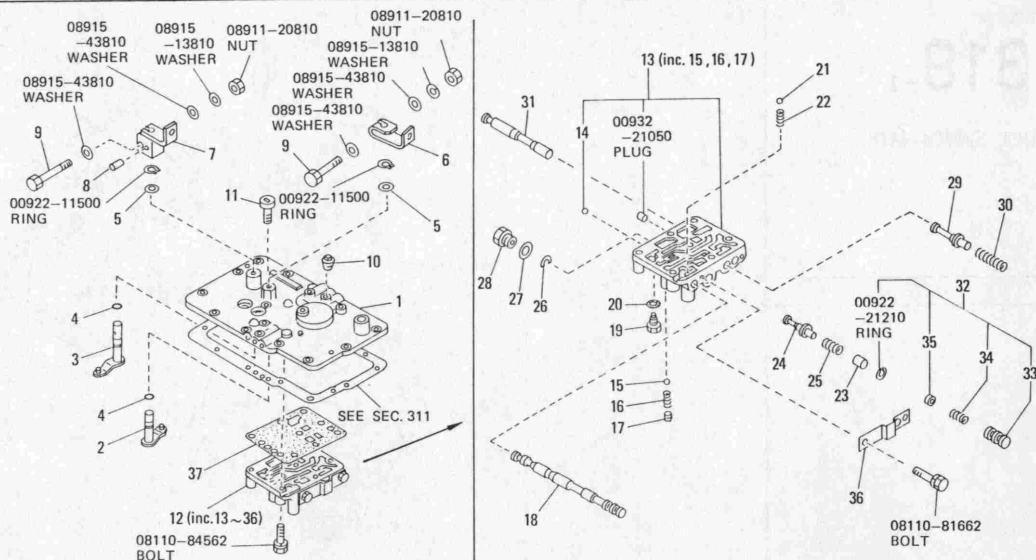
صمام الضبط (أوتوماتيكي)

SECTION NO.

PT **317**-2

CONTROL VALVE (ATM)

NOTE



N C	S	KEY NO.	PART NUMBER	PART NAME	SPECIFICATION	QTY	UNIT PKG. FOR DIST.	P M C	APPLIED MODEL	APPLIED DATE	ICA NF	FORMER PART NO.	K D	REMARK
N		22 01	31732-L1000	SPRING-LOCK		01	1			0486-				
N		23 01	31751-L1001	PISTON-MODULATOR		01	1			0486-				
N		24 01	31754-L1002	VALVE-RELIEF		01	1			0486-				
N		25 01	31752-11H00	SPRING-MODULATOR		01	1			0486-				
N		26 01	31757-L1000	PLATE-VALVE RELIEF		01	1			0486-				
N		27 01	05413-1800P	GASKET		01	1			0486-				
N		28 01	31755-L1000	PLUG-VALVE RELIEF		01	1			0486-				
N		29 01	31741-L1002	VALVE-PRESSURE REGULATOR		01	1			0486-				
N		30 01	31742-L1003	SPRING-PRESSURE REGULATOR		01	1			0486-				
N		31 01	31761-11H00	VALVE-INCHING		01	1			0486-				
N		32 01	31770-L1000	VALVE ASSY-CHECK		01	1			0486-				
N		33 01	31771-L1000	BODY-VALVE CHECK		01	1			0486-				
N		34 01	31772-L1000	SPRING-VALVE CHECK		01	5			0486-				
N		35 01	31773-L1000	VALVE-CHECK ORIFICE		01	1			0486-				
N		36 01	31721-L1500	PLATE-SIDE, A		01	1			0486-				
N		37 01	31715-L1001	PACKING-CONTROL VALVE		01	1			0486-				

FIGHE

2-J11

UNIDAD DE MANDO (AUTO)

BLOC DE COMMANDE (AUTO)

STEUERGERÄT (AUTOMATIK)

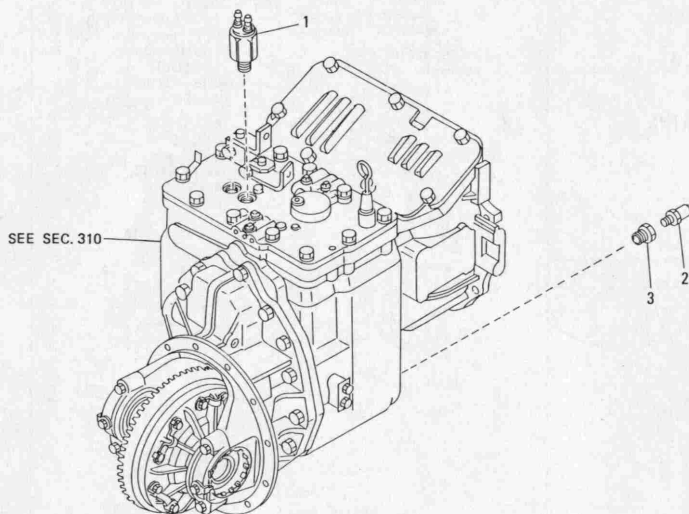
وحدة الضبط (أوتوماتيكي)

SECTION NO.

PT 319-1

CONTROL SWITCH (ATM)

NOTE



N C	S	KEY NO.	PART NUMBER	PART NAME	SPECIFICATION	QTY	UNIT	P	APPLIED MODEL	APPLIED DATE	ICA NF	FORMER PART NO.	K D	REMARK
							PKG. FOR CIST	M C						
N		1 01	31918-04H01	SWITCH ASSY-INHIBITOR		01	1			0486-				
N		2 01	25080-89900	SENSOR-TEMPERATURE OIL		01	5			0486-				
N		3 01	25251-37700	NUT		01	10			0486-				

FICHE

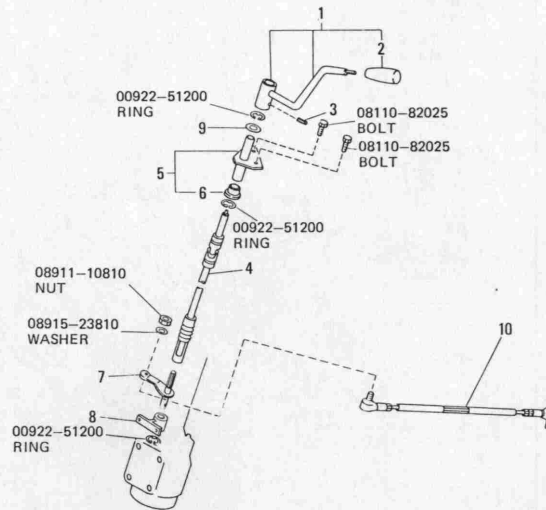
2-J12CONTROL DE LA CAJA DE
VELOCIDAD (AUTO)COMMANDE DE BOITE DE
VITESSES (AUTO)GETRIEBESCHALTUNG
(AUTOMATIK)

ضابطة الغيار (اوتوماتيكي)

SECTION NO.

PT **349-1**TRANSMISSION CONTROL
(ATM)

NOTE



N C	S	KEY NO.	PART NUMBER	PART NAME	SPECIFICATION	QTY	UNIT PKG FOR DIST	P M C	APPLIED MODEL	APPLIED DATE	ICA NF	FORMER PART NO.	K D	REMARK
N		1 01	34110-17H00	LEVER ASSY-CONTROL		01				0486-				
N		2 01	34119-L1000	KNOB-HAND LEVER		01	1			0486-				
N		3 01	32803-C0400	PIN-PIVOT,HAND LEVER		01	5			0486-				
N		4 01	34102-04H00	ROD ASSY-CONTROL,UPPER		01				0486-				
N		5 01	34104-11H01	BRACKET ASSY-CONTROL ROD UPPER		01				0486-				
N		6 01	32349-T3000	BUSH-PEDAL		04	5			0486-				
N		7 01	34103-04H00	ROD ASSY-CONTROL,LOWER		01				0486-				
N		8 01	34400-11H01	BRACKET-CONTROL ROD,LOWER		01			CUSH	0486-				
N		02	-11H02			01			PNEU	0486-				
N		9 01	13517-0703P	WASHER-PLAIN		01	1			0486-				
N		10 01	34415-17H00	ROD COMP.-SHIFT FORWARD & REVERSE		01				0486-				

FICHE **2-J13**

SECTION NO.

PT **380B**-1

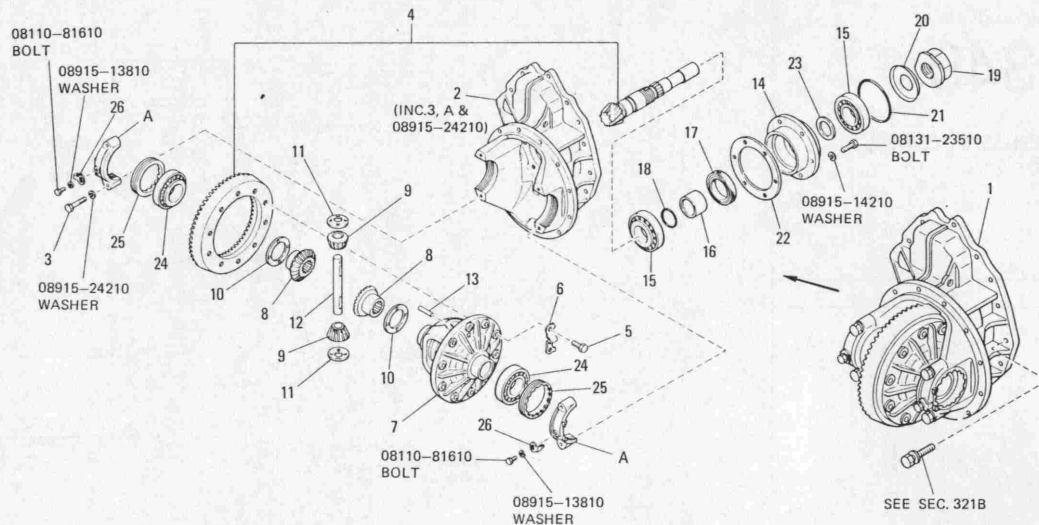
FINAL DRIVE ASSEMBLY
-ATM-

CONJUNTO DE TRANSMISION
FINAL

ENSEMBLE ENTRAINEMENT
AUX ROUES

ACHSANTRIEB KOMPLETT

مجمع القيادة النهائية للدفع



NOTE

N/C	S	KEY NO.	PART NUMBER	PART NAME	SPECIFICATION	QTY	UNIT PKG. FOR DIST.	P M C	APPLIED MODEL	APPLIED DATE	ICA NF	FORMER PART NO.	K D	REMARK
N		1 01	38300-00H00	FINAL DRIVE ASSY	H263 4.375	01			CUSH	0486-				
N		02	-01H00		H263 5.286	01	1		PNEU	0486-				
N		2 01	38310-11H00	CARRIER COMPL-GEAR		01	1			0486-				
N		3 01	38314-82100	BOLT-BEARING CAP		04	2			0486-				
N		4 01	38100-00H00	GEAR SET-FINAL DRIVE	H263 Z=35/8 4.375	01			CUSH	0486-				
N		02	-01H00		H260 Z=37/7 5.286	01	1		PNEU	0486-				
N		5 01	38102-J2000	BOLT-DRIVE GEAR		10	10			0486-				
N		6 01	38103-30100	STRAP-LOCK,BOLT		05	10			0486-				
N		7 01	38421-L1400	CASE-DIFFERENTIAL		01	1			0486-				
N		8 01	38423-76000	GEAR-SIDE		02	1			0486-				
N		9 01	38425-76001	PINION-MATE		02	1			0486-				
N		10 01	38424-82100	WASHER-THRUST,SIDE GEAR	T=1.55	02	10			0486-				
N		02	-82101		T=1.60	02	10			0486-				
N		03	-82102		T=1.65	02	10			0486-				
N		11 01	38426-82100	WASHER-THRUST,PINION MATE		02	10			0486-				
N		12 01	38427-76002	SHAFT-PINION MATE		01	2			0486-				
N		13 01	38428-30100	PIN-LOCK,PINION SHAFT		01	10			0486-				
N		14 01	38151-05H00	ADAPTER-BEARING		01				0486-				
N		15 01	38140-86160	BEARING-DRIVE PINION,FRONT		02	1			0486-				
N		16 01	32139-L1404	PIECE-DISTANCE BEARING	L=38.6	01	1			0486-				

FIGHE

2-J14CONJUNTO DE TRANSMISION
FINALENSEMBLE ENTRAINEMENT
AUX ROUES

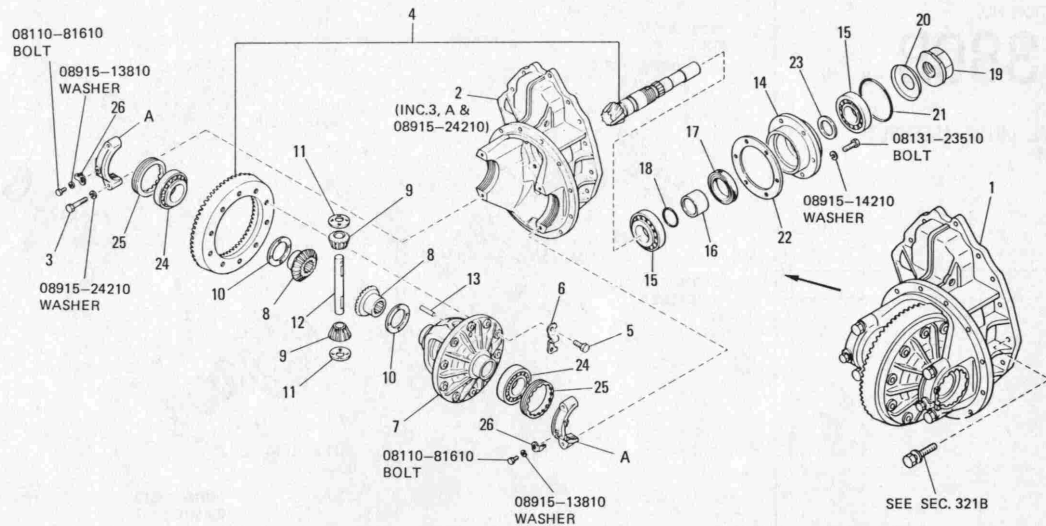
ACHSANTRIEB KOMPLETT

مجمع القيادة النهائية للدفع

SECTION NO.

PT 380B-2FINAL DRIVE ASSEMBLY
-ATM-

NOTE



N	S	KEY NO.	PART NUMBER	PART NAME	SPECIFICATION	QTY	UNIT PKG FOR DIST	P M C	APPLIED MODEL	APPLIED DATE	ICA NF	FORMER PART NO.	K D	REMARK
N		17 01	38139-L1001	SEAL-OIL, DRIVE PINION		01	1			0486-				
N		18 01	32884-L1000	O RING		01	1			0486-				
N		19 01	32137-L1101	NUT-BEARING RETAINER		01	1			0486-				
N		20 01	32136-L1100	WASHER-LOCK		01	1			0486-				
N		21 01	31171-L1000	O RING		01	2			0486-				
N		22 01	38154-L1107	SHIM-ADJUSTING DIFFERENTIAL GEAR		01	1			0486-				
N		02	-L1102		T=1.0	01	1			0486-				
N		03	-L1103		T=0.5	01	1			0486-				
N		04	-L1104		T=0.1	01	1			0486-				
N		05	-L1105		T=0.07	01	1			0486-				
N		06	-L1106		T=0.05	01	1			0486-				
N		23 01	38127-L4000	SHIM-ADJUSTING DIFFERENTIAL BEARING	T=0.15	AR	5			0486-				
N		02	-L4001		T=0.20	AR	5			0486-				
N		03	-L4002		T=0.25	AR	5			0486-				
N		04	-L4003		T=0.30	AR	5			0486-				
N		05	-L4004		T=0.50	AR	5			0486-				
N		06	-L4005		T=0.18	AR	5			0486-				
N		24 01	40211-50000	BEARING-DIFFERENTIAL SIDE		02	1			0486-				
N		25 01	38316-82100	NUT-ADJUST		02	1			0486-				

FICHE

2-J15

CONJUNTO DE TRANSMISION FINAL

ENSEMBLE ENTRAINEMENT AUX ROUES

ACHSANTRIEB KOMPLETT

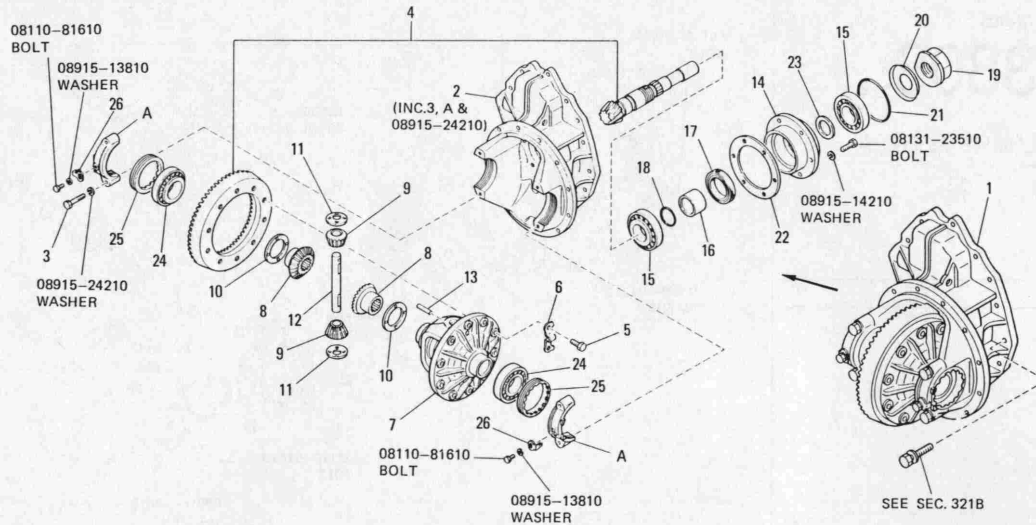
جمع القيادة النهائية للدفع

SECTION NO.

PT 380B-3

FINAL DRIVE ASSEMBLY
-ATH-

NOTE



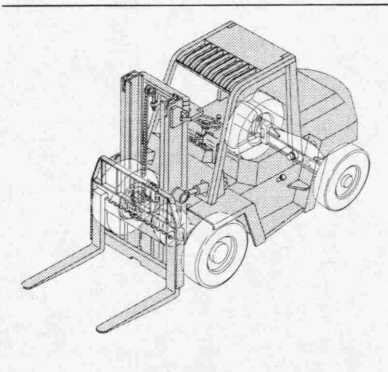
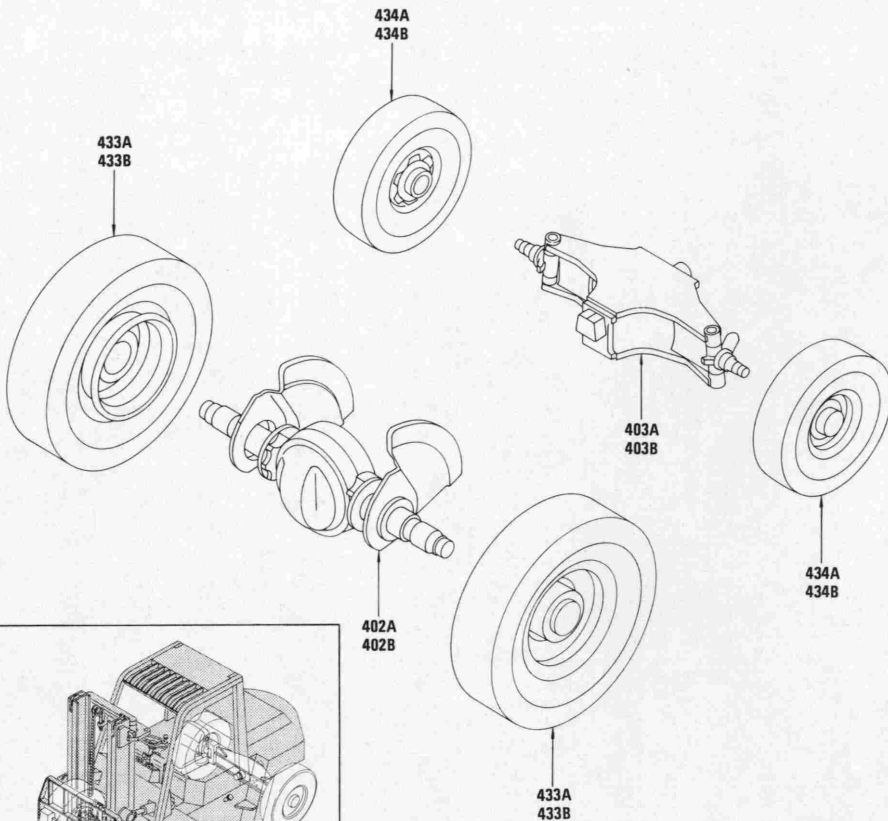
N C	s	KEY NO.	PART NUMBER	PART NAME	SPECIFICATION	QTY	UNIT PKG. FOR DIST.	P M C	APPLIED MODEL	APPLIED DATE	ICA NF	FORMER PART NO.	K D	REMARK
N		26 01	38319-82100	PLATE-LOCK, DIFFERENTIAL BEARING		02		5		0486-				

FICHE

2-K1

GROUP INDEX AXLE & SUSPENSION

ILLUSTRATIONS SHOWN IN GENERAL INDEX AND GROUP INDEX ARE GENERALIZED DESCRIPTIONS FOR ALL MODELS AND ARE NOT PRECISE IN ALL DETAILS.



SECTION NAME	SECTION NO.	GRID
DRIVE AXLE -PNEU-	402A	K 2
DRIVE AXLE -CUSH-	402B	K 4
STEERING AXLE -PNEU-	403A	K 5
STEERING AXLE -CUSH-	403B	K 7
ROAD WHEEL & TIRE -PNEU- (FRONT)	433A	K 8
ROAD WHEEL & TIRE -CUSH- (FRONT)	433B	K 9
ROAD WHEEL & TIRE -PNEU- (REAR)	434A	K10
ROAD WHEEL & TIRE -CUSH- (REAR)	434B	K11

S-K-1

GROUP INDEX

TABLE A - SUMMARY

1. Summary of the work done during the period covered by this report. The work was done in accordance with the program of work approved by the Board of Directors on 10/15/54.

2. Summary of the work done during the period covered by this report.

3. Summary of the work done during the period covered by this report.

4. Summary of the work done during the period covered by this report.

FIGHE

2-K2

SECTION NO.

A X 402A-1

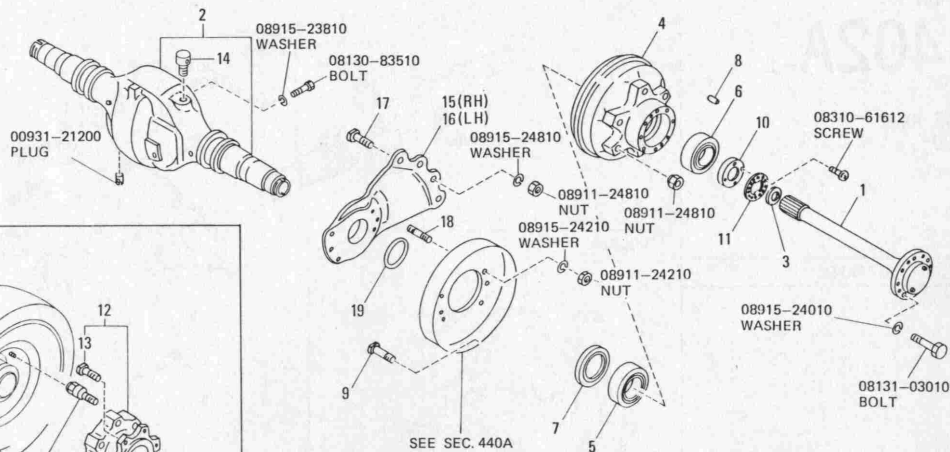
**DRIVE AXLE
-PNEU-**

EJE DE TRANSMISION

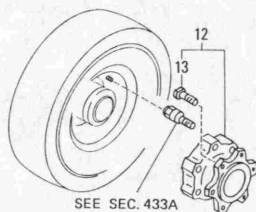
ESSIEU MOTEUR

ANTRIEBSWELLE

محور الدفع



DOUBLE



NOTE

N C	S	KEY NO.	PART NUMBER	PART NAME	SPECIFICATION	QTY	UNIT PKG. PUR. DIST.	P M C	APPLIED MODEL	APPLIED DATE	ICA NF	FORMER PART NO.	K D	REMARK
N		1 01	38164-04H00	SHAFT-DRIVE AXLE		02		1	PNEU	0486-				
N		2 01	43010-04H00	HOUSING-DRIVE AXLE		01			PNEU	0486-				
N		3 01	43252-J2000	SEAL-OIL		02		5	PNEU	0486-				
N		4 01	43204-04H00	HUB-DRIVE AXLE		02		1	PNEU	0486-				
N		5 01	38440-01X00	BEARING ASSY-DRIVE WHEEL INNER		02		1	PNEU	0486-				
N		6 01	43215-47601	BEARING ASSY-DRIVE WHEEL OUTER		02		1	PNEU	0486-				
N		7 01	43090-00H00	SEAL-DUST		02		1	PNEU	0486-				
N		8 01	38167-L0700	PIN-KNOCK		04		1	PNEU	0486-				
N		9 01	43225-04H00	BOLT-HUB		12		1	PNEU	0486-				
N		10 01	43231-T8000	NUT-LOCK		02		1	PNEU	0486-				
N		11 01	43234-T8000	WASHER-LOCK		02		1	PNEU	0486-				
N		12 01	43205-L0102	HUB ASSY-DRIVE WHEEL	SPL DOUBLE F/DOUBLE	02		1	OP:PNEU	0486-				
N		13 01	47210-L0101	BOLT-HUB	F/DOUBLE	12		2	OP:PNEU	0486-				
N		14 01	38322-55100	BREATHER ASSY		01		10	PNEU	0486-				
N		15 01	43080-04H00	BRACKET-DRIVE AXLE MOUNTING RH		01			PNEU	0486-				
N		16 01	43081-04H00	BRACKET-DRIVE AXLE MOUNTING LH		01			PNEU	0486-				
N		17 01	43027-11H00	BOLT		08		1	PNEU	0486-				
N		18 01	44074-L1400	STUD		12		1	PNEU	0486-				

FICHE

2-K3

EJE DE TRANSMISION

ESSIEU MOTEUR

ANTRIEBSWELLE

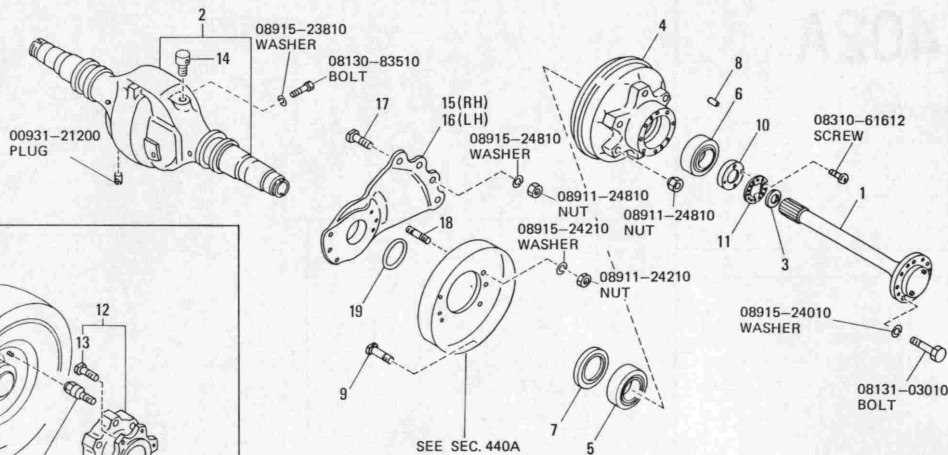
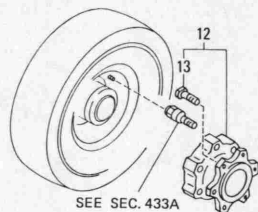
محور الدفع

SECTION NO.

A X **402A** - 2DRIVE AXLE
-PNEU-

NOTE

DOUBLE



N C	s	KEY NO.	PART NUMBER	PART NAME	SPECIFICATION	QTY	UNIT PKG. FOR DIST.	P M C	APPLIED MODEL	APPLIED DATE	ICA NF	FORMER PART NO.	K D	REMARK
N		19 01	43084-L1400	O RING		02	1		PNEU	0486-				

FIGHE

2-K4

SECTION NO.

A X 402B-1**DRIVE AXLE
-CUSH-**

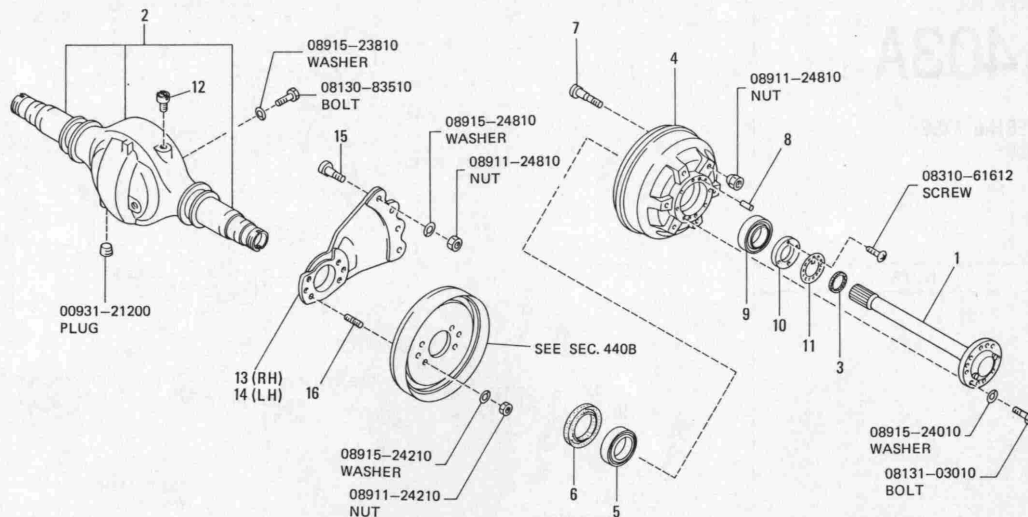
NOTE

EJE DE TRANSMISION

ESSIEU MOTEUR

ANTRIEBSWELLE

محور الدفع



N	C	KEY NO.	PART NUMBER	PART NAME	SPECIFICATION	QTY	UNIT PKG. FOR DIST.	P M C	APPLIED MODEL	APPLIED DATE	ICA NF	FORMER PART NO.	K D	REMARK
N		1 01	38164-00H00	SHAFT-DRIVE AXLE		02			CUSH	0486-				
N		2 01	43010-00H00	HOUSING-DRIVE AXLE		01			CUSH	0486-				
N		3 01	43252-J2000	SEAL-OIL		02	5		CUSH	0486-				
N		4 01	43204-00H00	HUB-DRIVE AXLE		02			CUSH	0486-				
N		5 01	43215-T9310	BEARING ASSY-DRIVE WHEEL INNER		02	1		CUSH	0486-				
N		6 01	43090-00H00	SEAL-DUST		02	1		CUSH	0486-				
N		7 01	43225-00H00	BOLT-HUB		12	1		CUSH	0486-				
N		8 01	38167-L0700	PIN-KNOCK		04	1		CUSH	0486-				
N		9 01	43215-T8000	BEARING ASSY-DRIVE WHEEL OUTER		02	1		CUSH	0486-				
N		10 01	43231-T8000	NUT-LOCK		02	1		CUSH	0486-				
N		11 01	43234-T8000	WASHER-LOCK		02	1		CUSH	0486-				
N		12 01	38322-55100	BREATHER ASSY		01	10		CUSH	0486-				
N		13 01	43080-00H00	BRACKET-DRIVE AXLE MOUNTING RH		01			CUSH	0486-				
N		14 01	43081-00H00	BRACKET-DRIVE AXLE MOUNTING LH		01			CUSH	0486-				
N		15 01	43027-11H00	BOLT		08	1		CUSH	0486-				
N		16 01	44074-L1400	STUD		12	1		CUSH	0486-				

FICHE

2-K5

SECTION NO.

AX 403A-1**STEERING AXLE
-PNEU-**

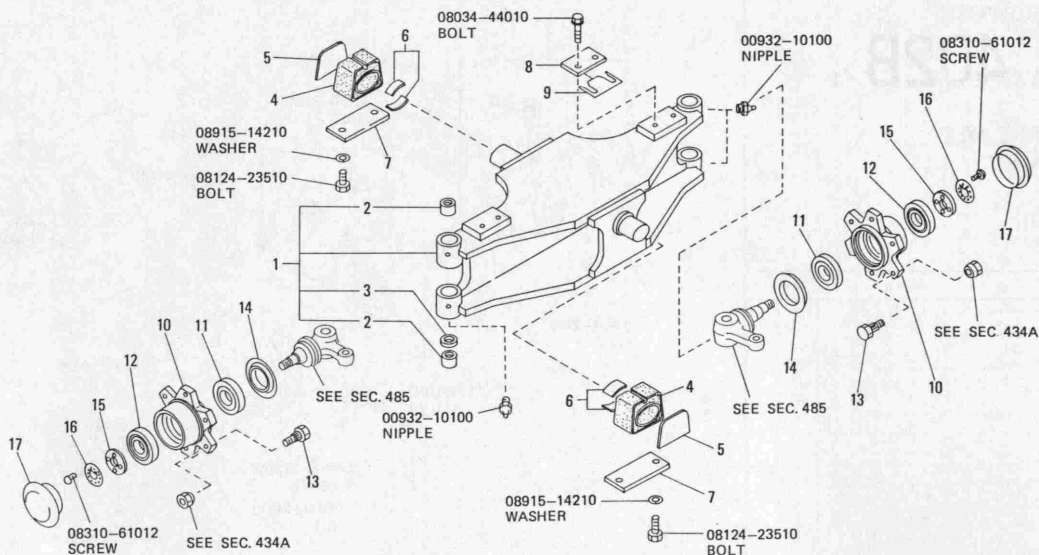
NOTE

EJE DE DIRECCION

ARBRE DE DIRECTION

LENKACHSE

محور الميود



NC	S	KEY NO.	PART NUMBER	PART NAME	SPECIFICATION	QTY	UNIT PKG. FOR DIST.	P M C	APPLIED MODEL	APPLIED DATE	IGA NF	FORMER PART NO.	R D	REMARK
N		1 01	40001-05H00	AXLE CENTER COMP.-STEERING		01			PNEU	0486-				
N		2 01	40016-L1400	BEARING-NEEDLE		04	1		PNEU	0486-				
N		3 01	40024-L1400	SEAL-GREASE		02	1		PNEU	0486-				
N		4 01	40005-L1400	RUBBER-MOUNTING		02	1		PNEU	0486-				
N		5 01	40571-47230	SHIM-MOUNTING RUBBER	T=1.0	AR	5		PNEU	0486-				
N		02	40572-47230		T=2.3	AR	2		PNEU	0486-				
N		6 01	40006-47600	SHIM-AXLE CENTER	T=1.2	AR	5		PNEU	0486-				
N		02	40008-47600		T=1.6	AR	5		PNEU	0486-				
N		7 01	40047-L1400	CAP-MOUNTING		02	1		PNEU	0486-				
N		8 01	40078-04H00	STOPPER-AXLE CENTER	F/370/385/380F	02			OP:PNEU	0486-				
N		02	-04H00		F/400/405F	02			OP:PNEU	0486-				
N		03	-04H00		F/430/435/440F	02			OP:PNEU	0486-				
N		04	-04H00		F/450/445F	02			OP:PNEU	0486-				
N		05	-04H00		F/470/475/480/485F	02			OP:PNEU	0486-				
N		06	-04H00		F/500/495F	02			OP:PNEU	0486-				
N		07	-04H00		F/530/515/520F	02			OP:PNEU	0486-				
N		08	-04H00		F/550/555F	02			OP:PNEU	0486-				
N		09	-04H00		F/600/620F	02			OP:PNEU	0486-				
N		10	-04H00		F/650/670F	02			OP:PNEU	0486-				
N		11	-04H00		F/700F	02			OP:PNEU	0486-				

FICHE

2-K6

EJE DE DIRECCION

ARBRE DE DIRECTION

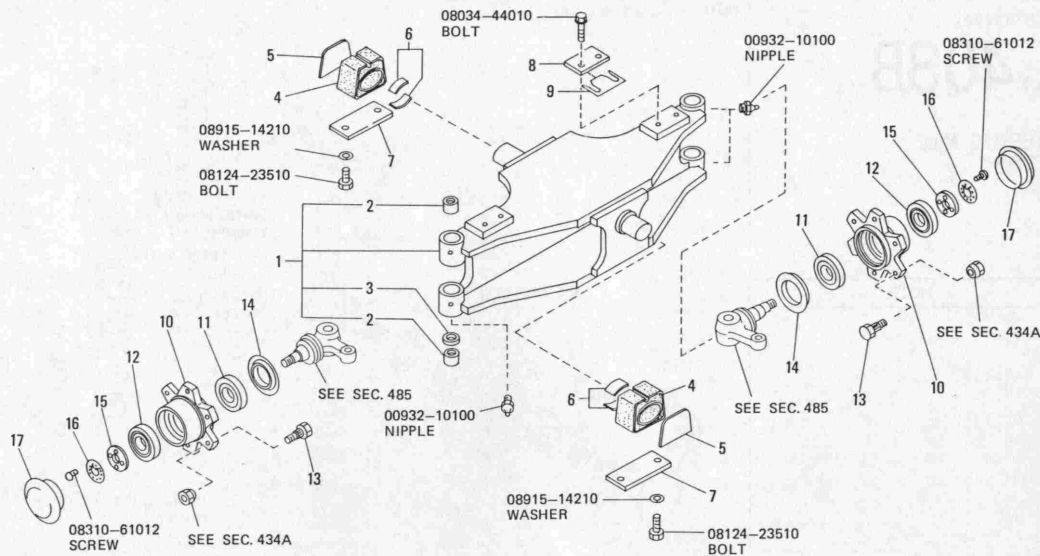
LENKACHSE

محور المَقود

SECTION NO.

A X **403A-2**STEERING AXLE
-PNEU-

NOTE



N C	s	KEY NO.	PART NUMBER	PART NAME	SPECIFICATION	QTY	UNIT PKG. FOR DIST.	P M C	APPLIED MODEL	APPLIED DATE	ICA NF	FORMER PART NO.	K D	REMARK
N		9 01	40081-04H00	SHIM	T=2.3	AR			PNEU	0486-				
N		02	-04H01		T=6.0	AR			PNEU	0486-				
N		10 01	40204-04H00	HUB-STEERING WHEEL		02	1		PNEU	0486-				
N		11 01	40210-85000	BEARING ASSY-INNER		02	1		PNEU	0486-				
N		12 01	38140-04100	BEARING ASSY-OUTER		02	1		PNEU	0486-				
N		13 01	40222-A0800	BOLT-HUB		12	10		PNEU	0486-				
N		14 01	40227-04H00	SEAL-GREASE		02	1		PNEU	0486-				
N		15 01	40262-00H00	NUT-LOCK		02	1		PNEU	0486-				
N		16 01	40264-00H00	WASHER-LOCK		02	1		PNEU	0486-				
N		17 01	40292-L1100	CAP-HUB		02	1		PNEU	0486-				

FICHE

2-K7

MOTOR DE ARRANQUE

DEMARREUR

ANLASSER

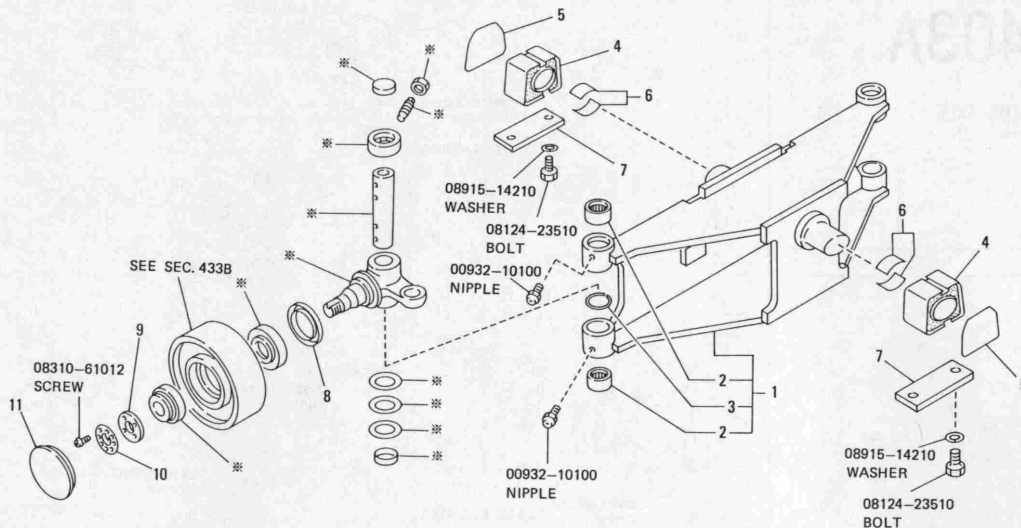
موتور البدء

SECTION NO.

AX 403B-1STEERING AXLE
-CUSH-

NOTE; * SEE SEC. 485

NOTE



N C	S	KEY NO.	PART NUMBER	PART NAME	SPECIFICATION	QTY	UNIT PKG. FOR DIST.	P M C	APPLIED MODEL	APPLIED DATE	ICA NF	FORMER PART NO.	K D	REMARK
N		1 01	40001-00H00	AXLE CENTER COMP -STEERING		01			CUSH	0486-				
N		2 01	40016-L1400	BEARING-NEEDLE		04		1	CUSH	0486-				
N		3 01	40024-L1400	SEAL-GREASE		02		1	CUSH	0486-				
N		4 01	40005-L1400	RUBBER-MOUNTING		02		1	CUSH	0486-				
N		5 01	40571-47230	SHIM-MOUNTING RUBBER	T=1.0	AR		5	CUSH	0486-				
N		02	40572-47230		T=2.3	AR		2	CUSH	0486-				
N		6 01	40006-47600	SHIM-AXLE CENTER	T=1.2	AR		5	CUSH	0486-				
N		02	40008-47600		T=1.6	AR		5	CUSH	0486-				
N		7 01	40047-L1400	CAP-MOUNTING		02		1	CUSH	0486-				
N		8 01	40227-04H00	SEAL-GREASE		02		1	CUSH	0486-				
N		9 01	40262-00H00	NUT-LOCK		02		1	CUSH	0486-				
N		10 01	40264-00H00	WASHER-LOCK		02		1	CUSH	0486-				
N		11 01	40292-L1100	CAP-HUB		02		1	CUSH	0486-				

FIGURE

2-K8

NEUMATICOS Y RUEDAS

ROUES ET PNEUS

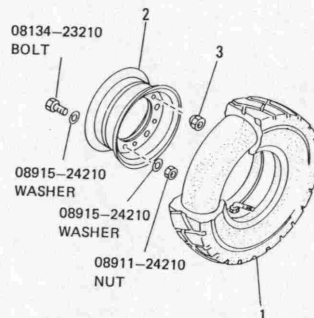
RAD & REIFEN

الجنطات والاطارات

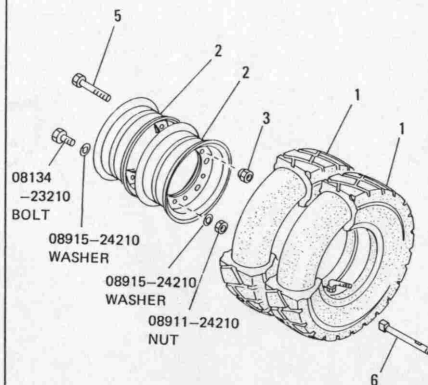
SECTION NO.

AX 433A-1ROAD WHEEL & TIRE
-PNEU- (FRONT)

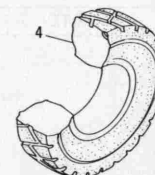
NOTE



F/DOUBLE



P-TYPE CUSH



N C	S	KEY NO.	PART NUMBER	PART NAME	SPECIFICATION	QTY	UNT PKG FOR DIST	P M C	APPLIED MODEL	APPLIED DATE	ICA NF	FORMER PART NO.	K D	REMARK
N		1 01	40310-L1300	TIRE & TUBE SET	6.50-10-10PR F/DRIVE TYRE-J LUG W/O STEEL BREAKER	02			OP:PNEU	0486-				
N		02	43300-L0400		6.50-10-10PR W/STEEL BREAKER	02	1		PNEU	0486-				
N		03	40310-L1300		F/DOUBLE	04			OP:PNEU	0486-				
N		04	43300-L0400		F/DOUBLE	04	1		OP:PNEU	0486-				
N		2 01	40300-L1309	RIM SET-DISC WHEEL	TOPY 5.00FX10DT BLA	02			PNEU	0486-				
N		02	-L1309		F/DOUBLE	04			OP:PNEU	0486-				
N		3 01	26118-4201P	NUT-ROAD WHEEL		12	12		PNEU	0486-				
N		4 01	40312-L1301	TIRE-CUSHION PNEUMATIC TYPE	P/TYPE CUSH 6.50-10 F/DRIVE TYRE-PNEU CUSH	02	1		OP:PNEU	0486-				
N		02	-L1301		P-TYPE CUSH 6.50-10 F/DOUBLE	04	1		OP:PNEU	0486-				
N		5 01	47211-L0101	BOLT-HUB	F/DOUBLE	12			OP:PNEU	0486-				
N		6 01	43321-L1110	EXTENSION-AIR VALVE	F/DOUBLE	02			OP:PNEU	0486-				

FICHE

2-K9

NEUMATICOS Y RUEDAS

ROUES ET PNEUS

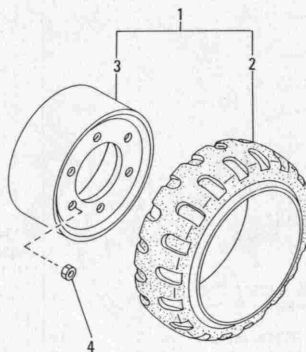
RAD & REIFEN

الجنطات والاطارات

SECTION NO.

A X 433B - 1ROAD WHEEL & TIRE
-CUSH- (FRONT)

NOTE



N C	S	KEY NO.	PART NUMBER	PART NAME	SPECIFICATION	QTY	UNIT PKG. FOR DISC	PI MI C	APPLIED MODEL	APPLIED DATE	ICA NF	FORMER PART NO.	K D	REMARK
N		1 01	43350-00H00	WHEEL ASSY-DISC		02			CUSH	0486-				
N		02	-00H05		F/WIDE TREAD	02			OP: CUSH	0486-				
N		03	-00H10		F/DRIVE TYRE-WIDE	02			OP: CUSH	0486-				
N		04	-00H15		F/WIDE TREAD+DRIVE TYRE-WIDE	02			OP: CUSH	0486-				
N		2 01	43310-L3200	TIRE-CUSHION SOLID		02	1		CUSH	0486-				
N		02	-L3210		F/DRIVE TYRE-WIDE	02			OP: CUSH	0486-				
N		03	-L3210		F/WIDE TREAD+DRIVE TYRE-WIDE	02			OP: CUSH	0486-				
N		3 01	43300-00H01	DISC-WHEEL DRIVE AXLE		02			CUSH	0486-				
N		4 01	26118-4201P	NUT-ROAD WHEEL		12	12		CUSH	0486-				

FICHE

2-K10

NEUMATICOS Y RUEDAS

ROUES ET PNEUS

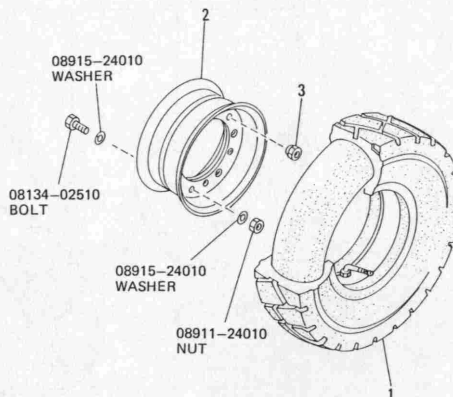
RAD & REIFEN

الجنطات والاطارات

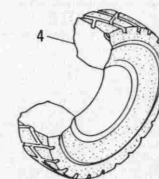
SECTION NO.

A X **434A-1**ROAD WHEEL & TIRE
-PNEU- (REAR)

NOTE



P-TYPE CUSH



N C	S	KEY NO.	PART NUMBER	PART NAME	SPECIFICATION	QTY	UNIT PKG. FOR DIST	P M C	APPLIED MODEL	APPLIED DATE	IGA NF	FORMER PART NO.	R D	REMARK
N		1 01	40310-L1400	TIRE & TUBE SET	5.00-8-8PR F/STEER TYRE-J LUG W/O STEEL BREAKER	02			OP:PNEU	0486-				
N		02	-L0400		5.00-8-8PR W/STEEL BREAKER	02	1		PNEU	0486-				
N		2 01	40300-L1409	RIM SET-DISC WHEEL	TOPY3.00DX8DT BLACK	02			PNEU	0486-				
N		3 01	40224-21001	NUT-ROAD WHEEL		12	10		PNEU	0486-				
N		4 01	40312-L1401	TIRE-CUSHION PNEUMATIC TYPE	F/STEER TYRE-PNEU CUSH	02	1		OP:PNEU	0486-				

FICHE

2-K11

NEUMATICOS Y RUEDAS

ROUES ET PNEUS

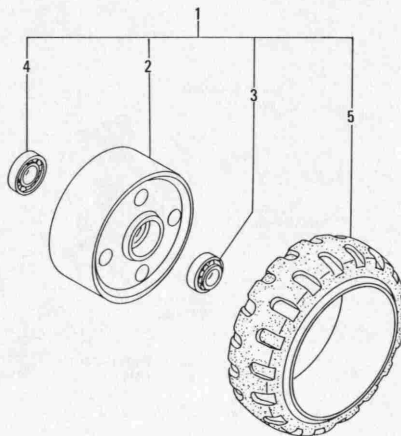
RAD & REIFEN

الجنطات والاطارات

SECTION NO.

AX 434B-1ROAD WHEEL & TIRE
-CUSH- (REAR)

NOTE



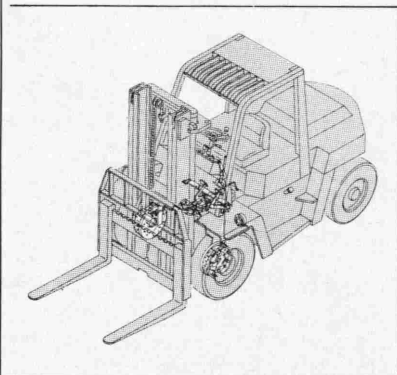
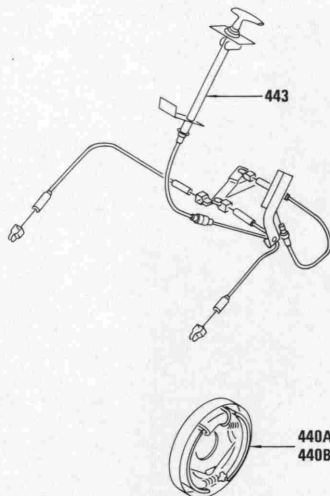
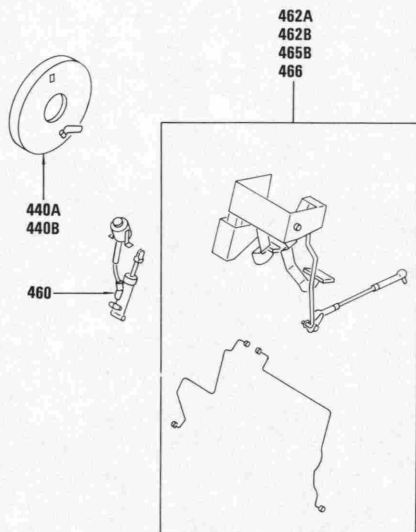
N C	s	KEY NO.	PART NUMBER	PART NAME	SPECIFICATION	QTY	UNIT PKG. FOR DIST	P M C	APPLIED MODEL	APPLIED DATE	ICA NF	FORMER PART NO.	K D	REMARK
N		1 01	40350-00H00	WHEEL ASSY-DISC		02			CUSH	0486-				
N		2 01	40204-00H00	HUB-STEERING WHEEL		02			CUSH	0486-				
N		3 01	40210-85000	BEARING ASSY-INNER		02	1		CUSH	0486-				
N		4 01	38140-04100	BEARING ASSY-OUTER		02	1		CUSH	0486-				
N		5 01	40310-L3200	TIRE-CUSHION SOLID		02	1		CUSH	0486-				

FICHE

2-L1

GROUP INDEX BRAKE

ILLUSTRATIONS SHOWN IN GENERAL INDEX AND GROUP INDEX ARE GENERALIZED DESCRIPTIONS FOR ALL MODELS AND ARE NOT PRECISE IN ALL DETAILS.



SECTION NAME	SECTION NO.	GRID
FRONT BRAKE -PNEU-	440A	L 2
FRONT BRAKE -CUSH-	440B	L 5
PARKING BRAKE CONTROL	443	L 8
BRAKE MASTER CYLINDER	460	L 9
BRAKE PIPING & CONTROL -PNEU-	462A	L10
BRAKE PIPING & CONTROL -CUSH-	462B	L11
BRAKE & CLUTCH PEDAL -ATH-	465B	L12
INCHING CONTROL	466	L13

GROUP INDEX

THE FOLLOWING IS A LIST OF THE NAMES OF THE MEMBERS OF THE GROUP WHOSE NAMES ARE LISTED IN THE INDEX.

100

THE FOLLOWING IS A LIST OF THE NAMES OF THE MEMBERS OF THE GROUP WHOSE NAMES ARE LISTED IN THE INDEX.

FICHE

2-L2

SECTION NO.

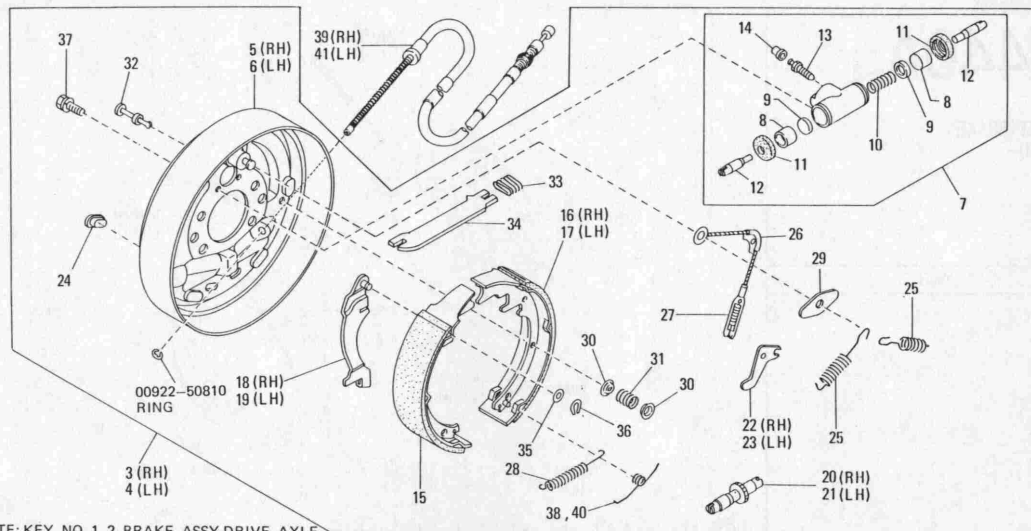
B R 440A-1**FRONT BRAKE
-PNEU-**

FRENO DELANTERO

FREIN AVANT

VORDERRADBREMSE

الفرامل الامامية



NOTE

NOTE; KEY NO. 1, 2 BRAKE ASSY-DRIVE AXLE
INCLUDES KEY NO. 3-41

N C	S	KEY NO.	PART NUMBER	PART NAME	SPECIFICATION	QTY	UNIT PKG. FOR DIST.	P M C	APPLIED MODEL	APPLIED DATE	ICA NF	FORMER PART NO.	K D	REMARK
N	*	1 01	44000-04H10	BRAKE ASSY-DRIVE AXLE RH		01			PNEU	0486-				
N	*	2 01	44010-04H10	BRAKE ASSY-DRIVE AXLE LH		01			PNEU	0486-				
N		3 01	44000-04H00	BRAKE ASSY-DRIVE AXLE RH		01	1		PNEU	0486-				
N		4 01	44010-04H00	BRAKE ASSY-DRIVE AXLE LH		01	1		PNEU	0486-				
N		5 01	44020-L1400	PLATE ASSY-BACKING RH		02	1		PNEU	0486-				
N		6 01	44030-04H00	PLATE ASSY-BACKING LH		02			PNEU	0486-				
N		7 01	44100-00H00	CYLINDER ASSY-WHEEL		03	1		PNEU	0486-				
N		8 01	44108-L1400	PISTON-WHEEL CYLINDER		08	1		PNEU	0486-				
N		9 01	44112-L1400	CUP-WHEEL CYLINDER		08	4		PNEU	0486-				
N		10 01	44125-L1400	SPRING-WHEEL CYLINDER		03	1		PNEU	0486-				
N		11 01	44124-L1400	BOOT-WHEEL CYLINDER		06	2		PNEU	0486-				
N		12 01	44045-L0100	LINK-CONNECTING		06	1		PNEU	0486-				
N		13 01	44128-L1500	SCREW-BLEEDER		03			PNEU	0486-				
N		14 01	44129-L0700	CAP-BLEEDER		03			PNEU	0486-				
N		15 01	44060-00H00	SHOE & LINING ASSY-NO.1		03			PNEU	0486-				
N		16 01	44070-00H00	SHOE & LINING ASSY-NO.2 RH		01			PNEU	0486-				
N		17 01	44070-00H10	SHOE & LINING ASSY-NO.2 LH		01			PNEU	0486-				
N		18 01	44209-L1400	LEVER ASSY-PARKING RH		01	1		PNEU	0486-				
N		19 01	44210-L1400	LEVER ASSY-PARKING LH		01	1		PNEU	0486-				

FICHE

2-L3

FRENO DELANTERO

FREIN AVANT

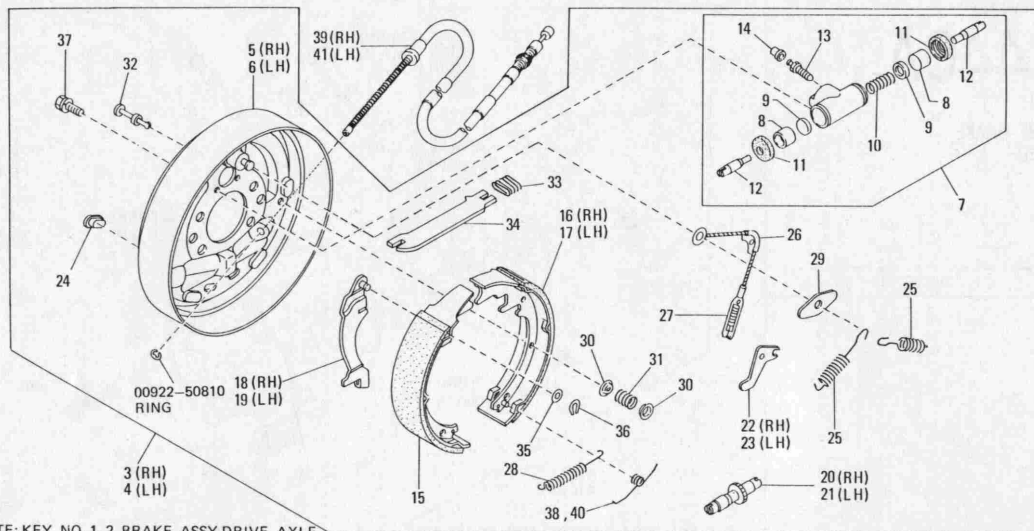
VORDERRADBREMSE

الفرامل الامامية

SECTION NO.

B R 440A-2FRONT BRAKE
-PNEU-

NOTE

NOTE; KEY NO. 1, 2 BRAKE ASSY-DRIVE AXLE
INCLUDES KEY NO. 3~41

NC	S	KEY NO.	PART NUMBER	PART NAME	SPECIFICATION	QTY	UNIT PKG. FOR DIST	P M C	APPLIED MODEL	APPLIED DATE	ICA NF	FORMER PART NO.	K D	REMARK
N		20 01	44200-00H00	ADJUSTER ASSY-RH		01	1		PNEU	0486-				
N		21 01	44201-00H00	ADJUSTER ASSY-LH		01	1		PNEU	0486-				
N		22 01	44210-00H00	LEVER-AUTOMATIC ADJUSTING RH		01	1		PNEU	0486-				
N		23 01	44210-00H00	LEVER-AUTOMATIC ADJUSTING LH		01	1		PNEU	0486-				
N		24 01	44098-L1400	PLUG-ADJUSTING HOLE		04	1		PNEU	0486-				
N		25 01	44070-L0100	SPRING-RETURN ANCHOR		04	2		PNEU	0486-				
N		26 01	44165-L0100	GUIDE-CABLE		02	5		PNEU	0486-				
N		27 01	44215-00H00	CABLE ASSY-ADJUSTER		02	1		PNEU	0486-				
N		28 01	44147-00H00	SPRING-ADJUSTER		02	1		PNEU	0486-				
N		29 01	44065-L1400	PLATE-SHOE GUIDE		02	1		PNEU	0486-				
N		30 01	44043-L0100	RETAINER-SPRING SHOE HOLD DOWN		08	10		PNEU	0486-				
N		31 01	44083-00H00	SPRING-SHOE HOLD DOWN		04	1		PNEU	0486-				
N		32 01	44081-L1400	PIN-SHOE HOLD DOWN		04	5		PNEU	0486-				
N		33 01	44039-00H00	SPRING-STRUT		02	1		PNEU	0486-				
N		34 01	44077-L0100	STRUT-PARKING BRAKE LEVER		02	1		PNEU	0486-				
N		35 01	44079-L0100	WASHER-SPRING		02	2		PNEU	0486-				
N		36 01	44042-L0100	RETAINER-PIN PARKING LEVER		02	5		PNEU	0486-				
N		37 01	44092-L1400	SCREW		04	1		PNEU	0486-				

FICHE

2-L4

SECTION NO.

BR 440A-3**FRONT BRAKE
-PNEU-**

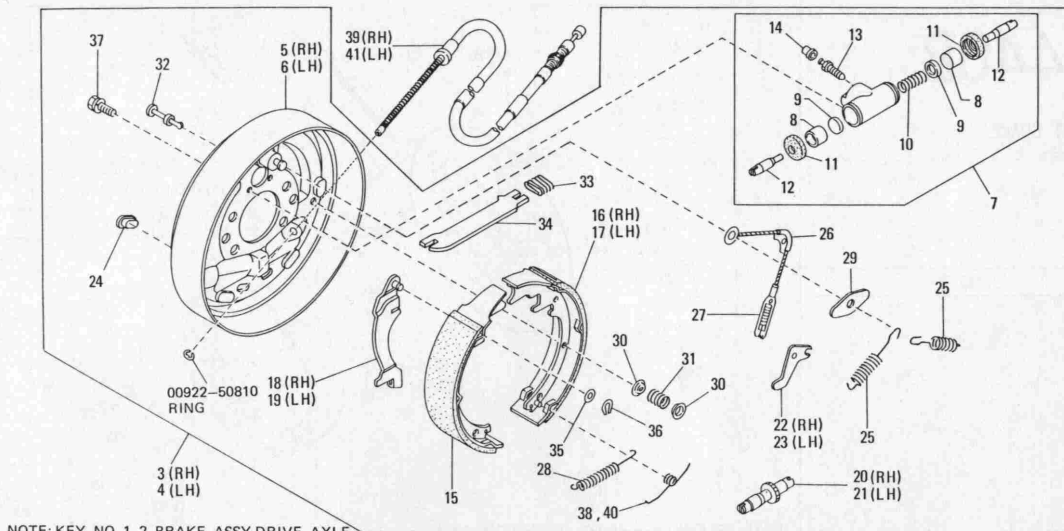
FRENO DELANTERO

FREIN AVANT

VORDERRADBREMSE

الفرامل الامامية

NOTE

NOTE; KEY NO. 1, 2 BRAKE ASSY-DRIVE AXLE
INCLUDES KEY NO. 3~41

N C	S	KEY NO.	PART NUMBER	PART NAME	SPECIFICATION	QTY	UNIT	P	APPLIED MODEL	APPLIED DATE	ICA NF	FORMER PART NO.	K D	REMARK
							PKG FOR DIST	M C						
N		38 01	44214-00H00	SPRING-ADJUST		01	1		PNEU	0486-				
N		39 01	36530-00H01	CABLE ASSY-RH		01	1		PNEU	0486-				
N		40 01	44214-00H10	SPRING-ADJUST		01	1		PNEU	0486-				
N		41 01	36531-00H01	CABLE ASSY-LH		01	1		PNEU	0486-				

FICHE

2-L5

SECTION NO.

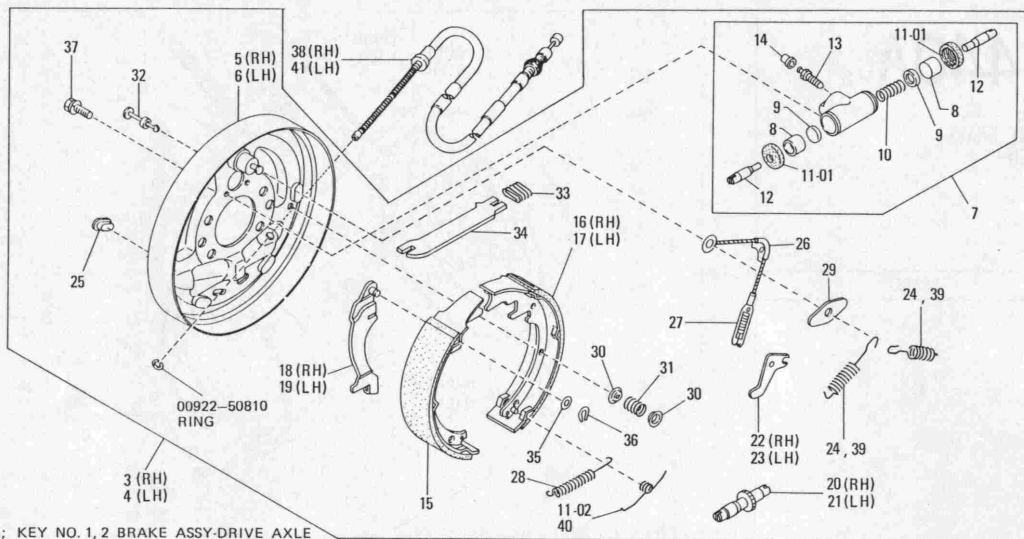
B R 440B-1**FRONT BRAKE
-CUSH-**

FRENO DELANTERO

FREIN AVANT

VORDERRADBREMSE

الفرامل الامامية

NOTE; KEY NO. 1, 2 BRAKE ASSY-DRIVE AXLE
INCLUDES KEY NO. 3-41

NOTE

N C	S	KEY NO.	PART NUMBER	PART NAME	SPECIFICATION	QTY	UNIT PKG. FOR DIST.	P M C	APPLIED MODEL	APPLIED DATE	ICA NF	FORMER PART NO.	K D	REMARK
N	*	1 01	44000-00H10	BRAKE ASSY-DRIVE AXLE RH		01			CUSH	0486-				
N	*	2 01	44010-00H10	BRAKE ASSY-DRIVE AXLE LH		01			CUSH	0486-				
N		3 01	44000-00H00	BRAKE ASSY-DRIVE AXLE RH		01			CUSH	0486-				
N		4 01	44010-00H00	BRAKE ASSY-DRIVE AXLE LH		01			CUSH	0486-				
N		5 01	44020-00H00	PLATE ASSY-BACKING RH		02			CUSH	0486-				
N		6 01	44030-00H00	PLATE ASSY-BACKING LH		02			CUSH	0486-				
N		7 01	44100-00H00	CYLINDER ASSY-WHEEL		04	1		CUSH	0486-				
N		8 01	44108-L1400	PISTON-WHEEL CYLINDER		08	1		CUSH	0486-				
N		9 01	44112-L1400	CUP-WHEEL CYLINDER		08	4		CUSH	0486-				
N		10 01	44125-L1400	SPRING-WHEEL CYLINDER		04	1		CUSH	0486-				
N		11 01	44124-L1400	BOOT-WHEEL CYLINDER		08	2		CUSH	0486-				
N		02	44214-00H00			01	1		CUSH	0486-				
N		12 01	44045-L0100	LINK-CONNECTING		08	1		CUSH	0486-				
N		13 01	44128-L1500	SCREW-BLEEDER		04			CUSH	0486-				
N		14 01	44129-L0700	CAP-BLEEDER		04			CUSH	0486-				
N		15 01	44060-00H00	SHOE & LINING ASSY-NO.1		04			CUSH	0486-				
N		16 01	44070-00H00	SHOE & LINING ASSY-NO.2 RH		01			CUSH	0486-				
N		17 01	44070-00H10	SHOE & LINING ASSY-NO.2 LH		01			CUSH	0486-				
N		18 01	44209-L1400	LEVER ASSY-PARKING RH		01	1		CUSH	0486-				

FICHE

2-L6

SECTION NO.

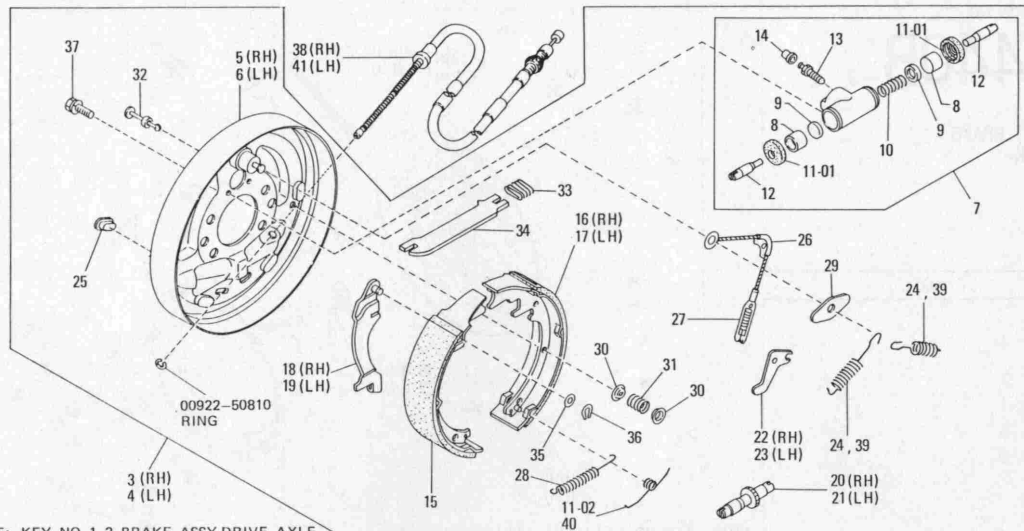
B R 440B-2**FRONT BRAKE
-CUSH-**

FRENO DELANTERO

FREIN AVANT

VORDERRADBREMSE

الفرامل الامامية



NOTE

NOTE: KEY NO. 1, 2 BRAKE ASSY-DRIVE AXLE
INCLUDES KEY NO. 3-41

N C	S	KEY NO.	PART NUMBER	PART NAME	SPECIFICATION	QTY	UNIT PKG. FOR DIST.	P M C	APPLIED MODEL	APPLIED DATE	ICA NF	FORMER PART NO.	K D	REMARK
N		19 01	44210-L1400	LEVER ASSY-PARKING LH		01	1		CUSH	0486-				
N		20 01	44200-00H00	ADJUSTER ASSY-RH		01	1		CUSH	0486-				
N		21 01	44201-00H00	ADJUSTER ASSY-LH		01	1		CUSH	0486-				
N		22 01	44210-00H00	LEVER-AUTOMATIC ADJUSTING RH		01	1		CUSH	0486-				
N		23 01	44210-00H00	LEVER-AUTOMATIC ADJUSTING LH		01	1		CUSH	0486-				
N		24 01	44070-L0100	SPRING-RETURN ANCHOR		02	2		CUSH	0486-				
N		25 01	44098-L1400	PLUG-ADJUSTING HOLE		04	1		CUSH	0486-				
N		26 01	44165-L0100	GUIDE-CABLE		02	5		CUSH	0486-				
N		27 01	44215-00H00	CABLE ASSY-ADJUSTER		02	1		CUSH	0486-				
N		28 01	44147-00H00	SPRING-ADJUSTER		02	1		CUSH	0486-				
N		29 01	44065-L1400	PLATE-SHOE GUIDE		02	1		CUSH	0486-				
N		30 01	44043-L0100	RETAINER-SPRING SHOE HOLD DOWN		08	10		CUSH	0486-				
N		31 01	44083-00H00	SPRING-SHOE HOLD DOWN		04	1		CUSH	0486-				
N		32 01	44081-L1400	PIN-SHOE HOLD DOWN		04	5		CUSH	0486-				
N		33 01	44039-00H00	SPRING-STRUT		02	1		CUSH	0486-				
N		34 01	44077-L0100	STRUT-PARKING BRAKE LEVER		02	1		CUSH	0486-				
N		35 01	44079-L0100	WASHER-SPRING		02	2		CUSH	0486-				
N		36 01	44042-L0100	RETAINER-PIN PARKING LEVER		02	5		CUSH	0486-				

FICHE

2-L7

FRENO DELANTERO

FREIN AVANT

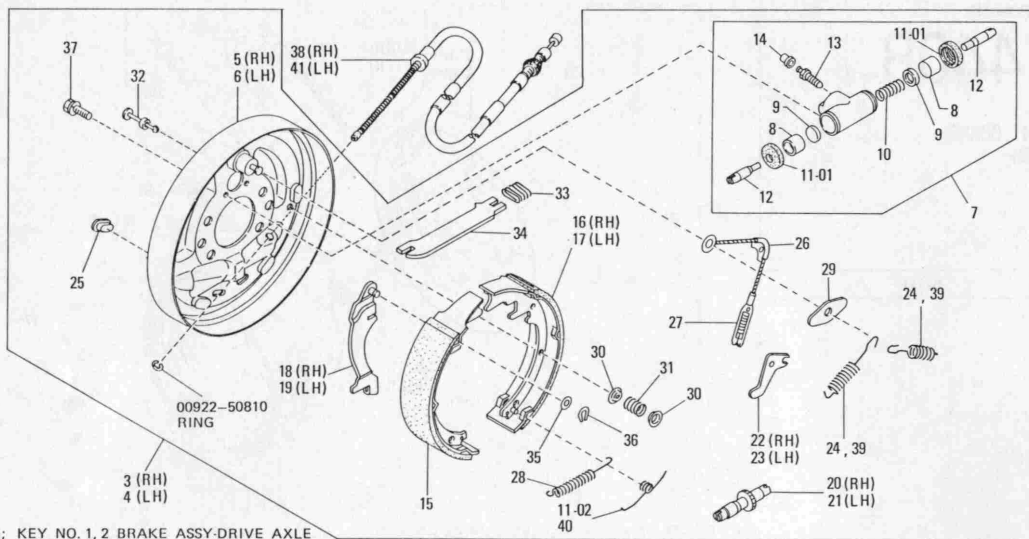
VORDERRADBREMSE

الفرامل الامامية

SECTION NO.

B R 440B-3**FRONT BRAKE
-CUSH-**

NOTE

NOTE: KEY NO. 1, 2 BRAKE ASSY-DRIVE AXLE
INCLUDES KEY NO. 3~41

N/C	s	KEY NO.	PART NUMBER	PART NAME	SPECIFICATION	QTY	UNIT PKG. FOR DIST	P M C	APPLIED MODEL	APPLIED DATE	ICA NF	FORMER PART NO.	K D	REMARK
N		37 01	44092-L1400	SCREW		04	1		CUSH	0486-				
N		38 01	36530-00H01	CABLE ASSY-RH		01	1		CUSH	0486-				
N		39 01	44070-L0100	SPRING-RETURN ANCHOR		02	2		CUSH	0486-				
N		40 01	44214-00H10	SPRING-ADJUST		01	1		CUSH	0486-				
N		41 01	36531-00H01	CABLE ASSY-LH		01	1		CUSH	0486-				

FICHE

2-L8

NEUMATICOS Y RUEDAS

ROUES ET PNEUS

RAD & REIFEN

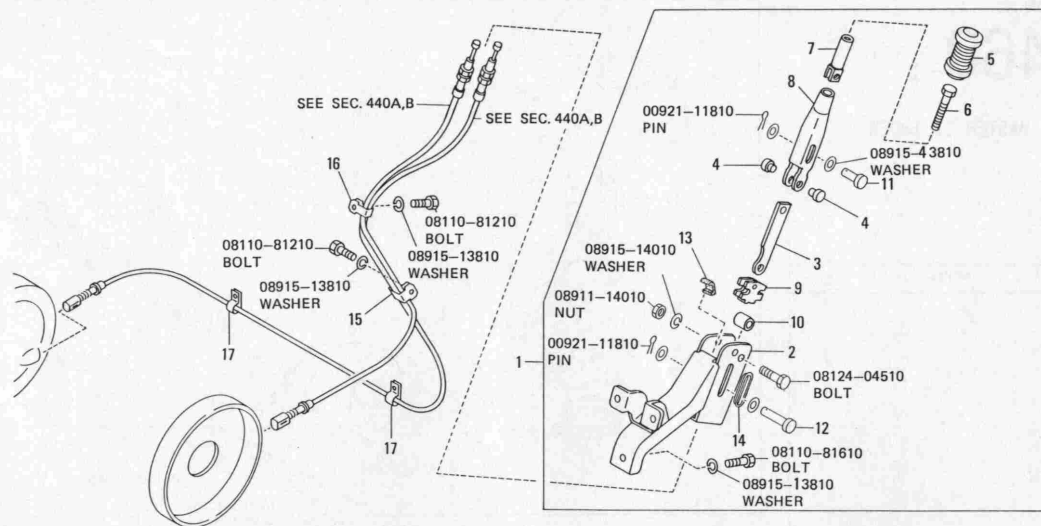
الجنطات والاطارات

SECTION NO.

BR 443-1

PARKING BRAKE CONTROL

NOTE



N/C	S	KEY NO.	PART NUMBER	PART NAME	SPECIFICATION	QTY	UNIT PKG. FOR DIST.	P M C	APPLIED MODEL	APPLIED DATE	ICA NF	FORMER PART NO.	K D	REMARK
N		1 01	36010-04H01	DEVICE ASSY-PARKING BRAKE CONTROL		01		1		0486-				
N		2 01	36012-04H01	BRACKET ASSY		01				0486-				
N		3 01	36014-04H01	LINK		01				0486-				
N		4 01	36015-L8000	SHAFT ASSY		02				0486-				
N		5 01	36016-04H01	GRIP		01				0486-				
N		6 01	36017-04H01	STUD		01				0486-				
N		7 01	36018-L8000	ROD ASSY-ADJUST		01				0486-				
N		8 01	36019-04H01	LEVER ASSY		01				0486-				
N		9 01	36020-04H01	BRACKET ASSY-CABLE		01				0486-				
N		10 01	36021-L8000	SPACER		01				0486-				
N		11 01	01521-00122	PIN-CLEVIS		01				0486-				
N		12 01	36028-04H01	PIN-CLEVIS		01				0486-				
N		13 01	36025-04H01	STOPPER-RUBBER		01				0486-				
N		14 01	36026-04H01	BUSH		02				0486-				
N		15 01	46289-89976	CLAMP		01		2		0486-				
N		16 01	46289-89972	CLAMP		01		4		0486-				
N		17 01	36456-11H00	CLIP		02				0486-				

FICHE

2-L9CILINDRO MAESTRO DEL
FRENO

MAITRE-CYLINDRE DE FREIN

BREMSHAUPTZYLINDER

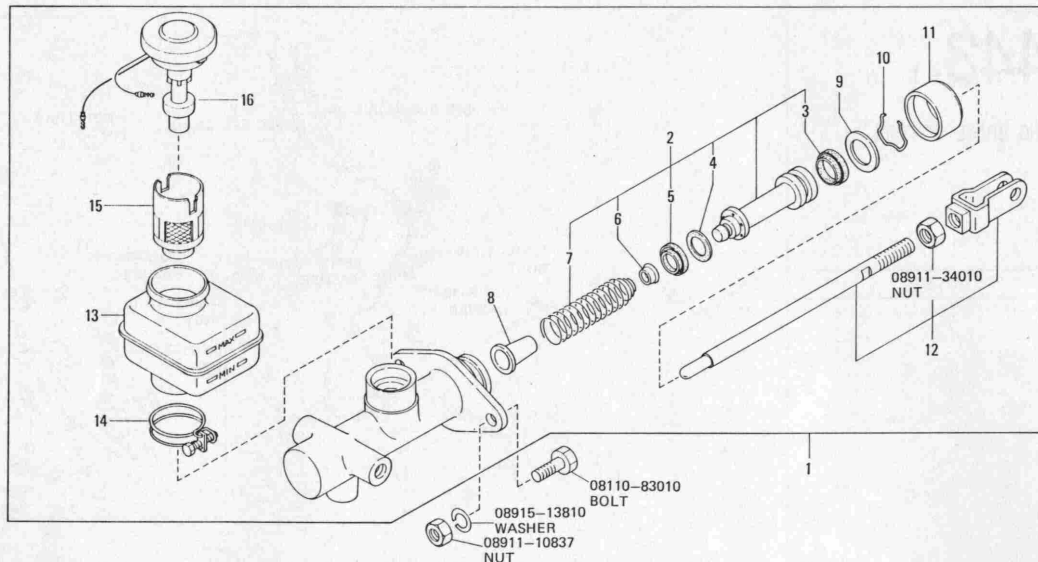
سلندر الفرامل الرئيسية

SECTION NO.

B R 460-1

BRAKE MASTER CYLINDER

NOTE



N/C	S	KEY NO.	PART NUMBER	PART NAME	SPECIFICATION	QTY	UNIT PKG. FOR DIST.	P M C	APPLIED MODEL	APPLIED DATE	ICA NF	FORMER PART NO.	K D	REMARK
N		1 01	46010-04H00	CYLINDER ASSY-BRAKE MASTER		01		1		0486-				
N		2 01	46063-04H00	PISTON ASSY-PRIMARY		01				0486-				
N		3 01	46068-M9060	CUP-PISTON, SECONDARY		01		1		0486-				
N		4 01	46066-B5000	SPACER		01		5		0486-				
N		5 01	46078-M0800	CUP-PISTON, PRIMARY		01		10		0486-				
N		6 01	46062-U5200	SEAT-SPRING		01		10		0486-				
N		7 01	46075-04H00	SPRING-RETURN, PRIMARY		01		1		0486-				
N		8 01	46085-04H00	RETAINER-SPRING		01				0486-				
N		9 01	46082-26900	STOPPER-PISTON		01		10		0486-				
N		10 01	46070-27260	RING-SNAP		01		50		0486-				
N		11 01	46100-27260	COVER-DUST		01		10		0486-				
N		12 01	46080-04H00	ROD ASSY-PUSH		01				0486-				
N		13 01	46091-U5200	TANK-OIL RESERVOIR		01		1		0486-				
N		14 01	46016-T5800	BAND ASSY-OIL RESERVOIR TANK		01		10		0486-				
N		15 01	46093-P6500	STRAINER-OIL		01		5		0486-				
N		16 01	46020-04H00	INDICATOR ASSY-LEVEL		01				0486-				

FICHE

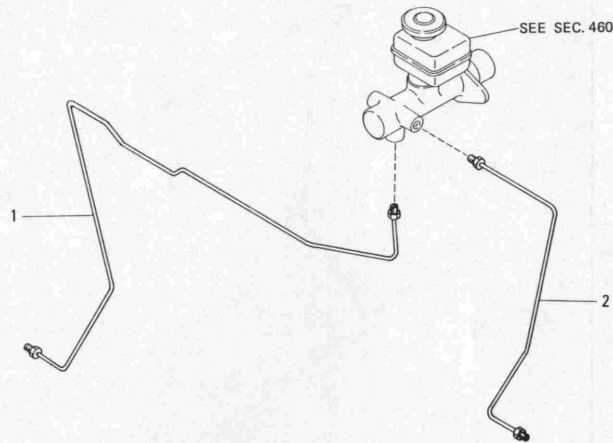
2-L10TUBERIA DEL FRENO Y
VALVULA DE CONTROLCANALISATION DE FREIN ET
SOUPAPE DE COMMANDEBREMSROHRLEITUNG &
STEUERVENTIL

شبكة خرطوم الفرامل وصمام الضغط

SECTION NO.

B R **462A-1**BRAKE PIPING & CONTROL
-PNEU-

NOTE



N C G	S	KEY NO.	PART NUMBER	PART NAME	SPECIFICATION	QTY	UNIT PKG. FOR DIST.	P M C	APPLIED MODEL	APPLIED DATE	ICA NF	FORMER PART NO.	K D	REMARK
N		1 01	46290-05H00	TUBE ASSY-BRAKE RH		01			PNEU	0486-				
N		2 01	46310-05H00	TUBE ASSY-BRAKE LH		01			PNEU	0486-				

FICHE

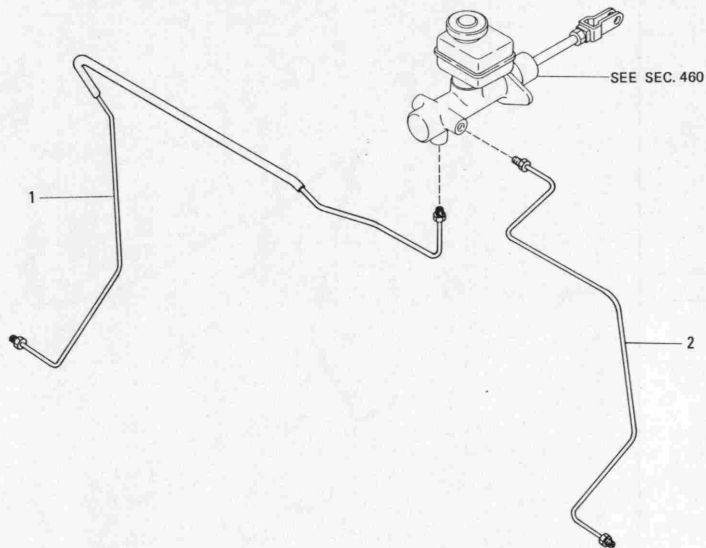
2-L11TUBERIA DEL FRENO Y
VALVULA DE CONTROLCANALISATION DE FREIN ET
SOUPAPE DE COMMANDEBREMSROHRLEITUNG &
STEUERVENTIL

شبكة خرطوميات الفرامل وصمام الضغط

SECTION NO.

B R **462B**-1BRAKE PIPING & CONTROL
-CUSH-

NOTE



N C	S	KEY NO.	PART NUMBER	PART NAME	SPECIFICATION	QTY	UNIT PKG. FOR DIST	P M C	APPLIED MODEL	APPLIED DATE	ICA NF	FORMER PART NO.	K D	REMARK
N		1 01	46290-00H02	TUBE ASSY-BRAKE RH		01			CUSH	0486-				
N		2 01	46310-00H02	TUBE ASSY-BRAKE LH		01			CUSH	0486-				

FICHE

2-L12PEDALES DE FRENO Y DE
EMBRAGUEPEDALES DE FREIN ET D'EM-
BRAYAGE

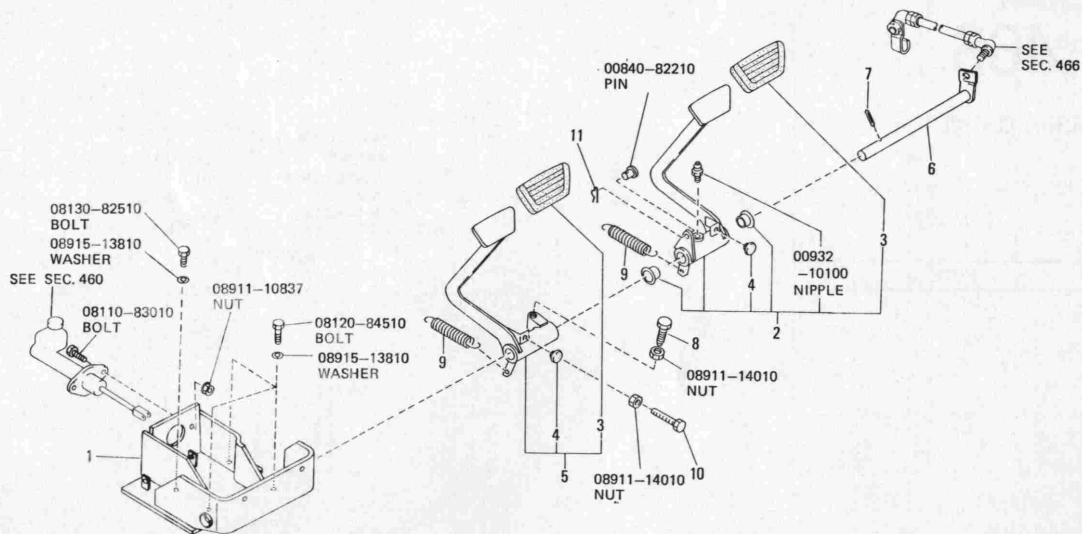
BREMS- & KUPPLUNGSPEDAL

دواسة الفرامل والكلتاش

SECTION NO.

BR 465B-1BRAKE & CLUTCH PEDAL
-ATM-

NOTE



N C	s	KEY NO.	PART NUMBER	PART NAME	SPECIFICATION	QTY	UNT PKG FOR DIST	P M C	APPLIED MODEL	APPLIED DATE	ICA NF	FORMER PART NO.	K D	REMARK
N		1 01	46510-04H02	BRACKET ASSY-PEDAL		01				0486-				
N		2 01	46520-04H02	PEDAL ASSY-BRAKE		01				0486-				
N		3 01	46531-11700	PAD-PEDAL		02	5			0486-				
N		4 01	46584-S0100	STOPPER-RUBBER		02	10			0486-				
N		5 01	46540-04H02	PEDAL ASSY-INCHING		01				0486-				
N		6 01	46551-04H02	SHAFT-FULCRUM		01				0486-				
N		7 01	34116-L1000	PIN-ROLL		01	1			0486-				
N		8 01	40038-48200	SCREW		01	1			0486-				
N		9 01	46487-48270	SPRING-RETURN		02	1			0486-				
N		10 01	01111-00182	BOLT		01	2			0486-				
N		11 01	01532-00022	PIN-SNAP		01	10			0486-				

FICHE **2-L13**

CONTROL DE AVANCE
LENTO

COMMANDE D'APPROCHE
LENTRE

KRIECHGANGSTEUERUNG

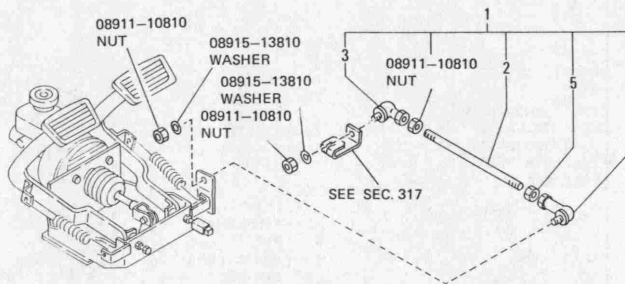
وحدة ضبط دقيق المراحل

SECTION NO.

B R 466-1

INCHING CONTROL

NOTE



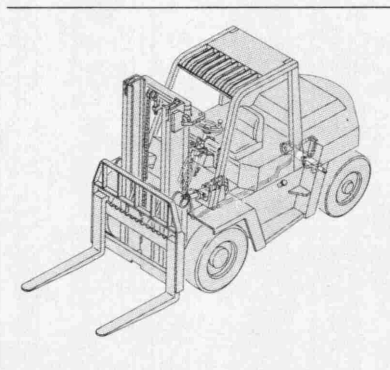
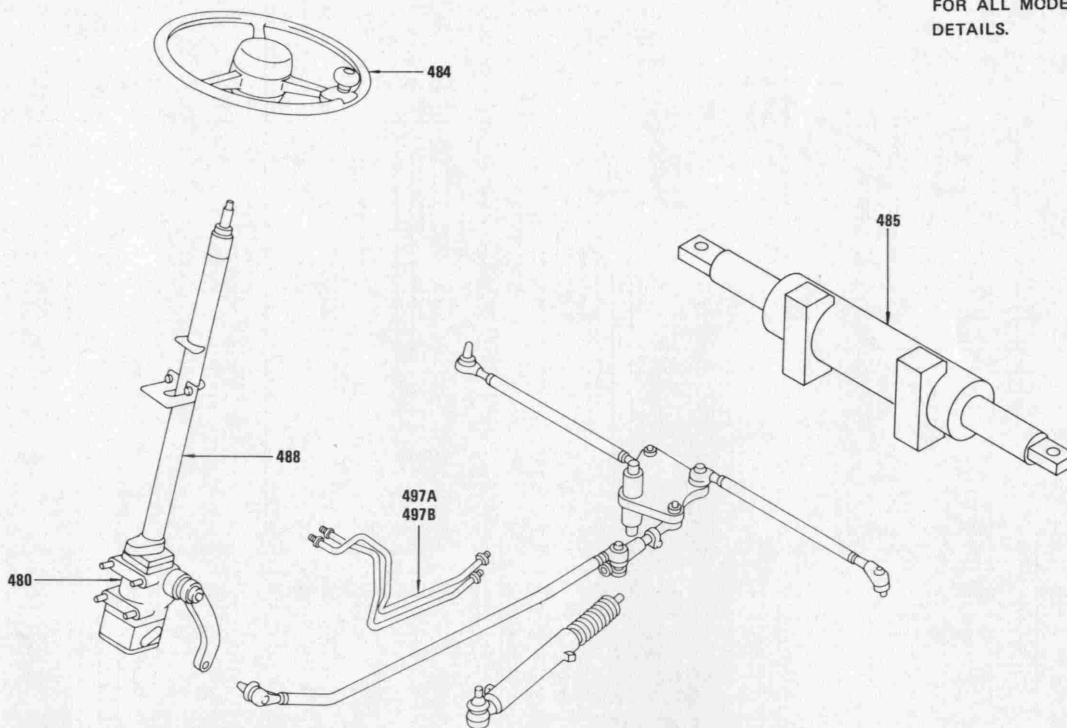
N C	S	KEY NO.	PART NUMBER	PART NAME	SPECIFICATION	QTY	UNIT PKG. FOR DIST	P M C	APPLIED MODEL	APPLIED DATE	ICA NF	FORMER PART NO.	K D	REMARK
N		1 01	30751-04H00	ROD ASSY-INCHING CONTROL		01				0486-				
N		2 01	30752-04H00	ROD-INCHING CONTROL		01				0486-				
N		3 01	34421-M7000	JOINT ASSY-BALL RH		01	1			0486-				
N		4 01	30757-L1001	JOINT ASSY-BALL LH		01	1			0486-				
N		5 01	46590-22100	NUT-LOCK		01	10			0486-				

FICHE

2-M1

GROUP INDEX STEERING

ILLUSTRATIONS SHOWN IN GENERAL INDEX AND GROUP INDEX ARE GENERALIZED DESCRIPTIONS FOR ALL MODELS AND ARE NOT PRECISE IN ALL DETAILS.



SECTION NAME	SECTION NO.	GRID
STEERING GEAR	480	M 2
STEERING WHEEL	484	M 4
STEERING LINKAGE -FULLY HYDRAULIC		
POWER STEERING-	485	M 5
STEERING COLUMN	488	M 7
POWER STEERING PIPING -PNEU-	497A	M 8
POWER STEERING PIPING -CUSH-	497B	M 9

2-11

GROUP INDEX

STANDARD

1. This index is intended to provide a quick reference to the location of the various groups in the Standard. It is arranged in alphabetical order of the group names.

2. The groups are listed in the following order: (a) General groups, (b) Special groups, (c) Subgroups, and (d) Sub-subgroups. The groups are listed in the following order: (a) General groups, (b) Special groups, (c) Subgroups, and (d) Sub-subgroups.

FICHE

2-M2

SECTION NO.

ST 480-1

STEERING GEAR

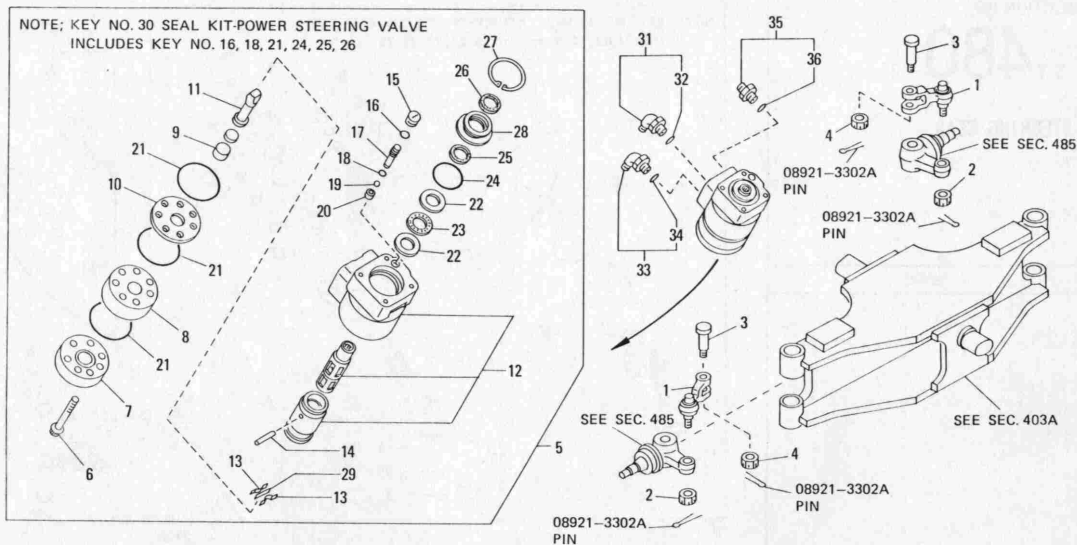
NOTE

MECANISMO DE LA DIRECCION

BOITIER DE DIRECTION

LENKGETRIEBE

ترس المَقود

NOTE: KEY NO. 30 SEAL KIT-POWER STEERING VALVE
INCLUDES KEY NO. 16, 18, 21, 24, 25, 26

N/C	S	KEY NO.	PART NUMBER	PART NAME	SPECIFICATION	QTY	UNIT PKG. FOR DEST	P M C	APPLIED MODEL	APPLIED DATE	ICA NF	FORMER PART NO.	R D	REMARK
N		1 01	48520-00H03	SOCKET ASSY-TIE ROD		02	1			0486-				
N		2 01	48517-V0100	NUT		02	2			0486-				
N		3 01	48513-00H01	PIN-CLEVIS		02				0486-				
N		4 01	48514-J0100	NUT		02	2			0486-				
N		5 01	49410-00H00	VALVE ASSY-POWER STEERING		01				0486-				
N		6 01	49422-00H00	SCREW		07				0486-				
N		7 01	49421-L8000	CAP-END		01	1			0486-				
N		8 01	49415-L8000	GEROTOR		01	1			0486-				
N		9 01	49416-00H00	SPACER		01				0486-				
N		10 01	49420-L8000	PLATE-SPACER		01	1			0486-				
N		11 01	49414-L8000	DRIVE		01	1			0486-				
N		12 01	49412-00H00	PARTS ASSY-CONTROL		01				0486-				
N		13 01	48185-L7000	SPRING		04	1			0486-				
N		14 01	48184-L7000	PISTON-REACTION		01	1			0486-				
N		15 01	49431-L8000	SETSCREW		01	1			0486-				
N		16 01	49432-L8000	O RING		01	1			0486-				
N		17 01	49433-L8000	SHEET-CHECK		01	1			0486-				
N		18 01	49434-L8000	O RING		01	1			0486-				
N		19 01	49435-L8000	BALL-CHECK		01	1			0486-				
N		20 01	49436-L8000	BALL CHECK-RETAINER		01	1			0486-				
N		21 01	49423-L8000	O RING		03	2			0486-				

FICHE **2-M3**

SECTION NO.

ST **480-2**

STEERING GEAR

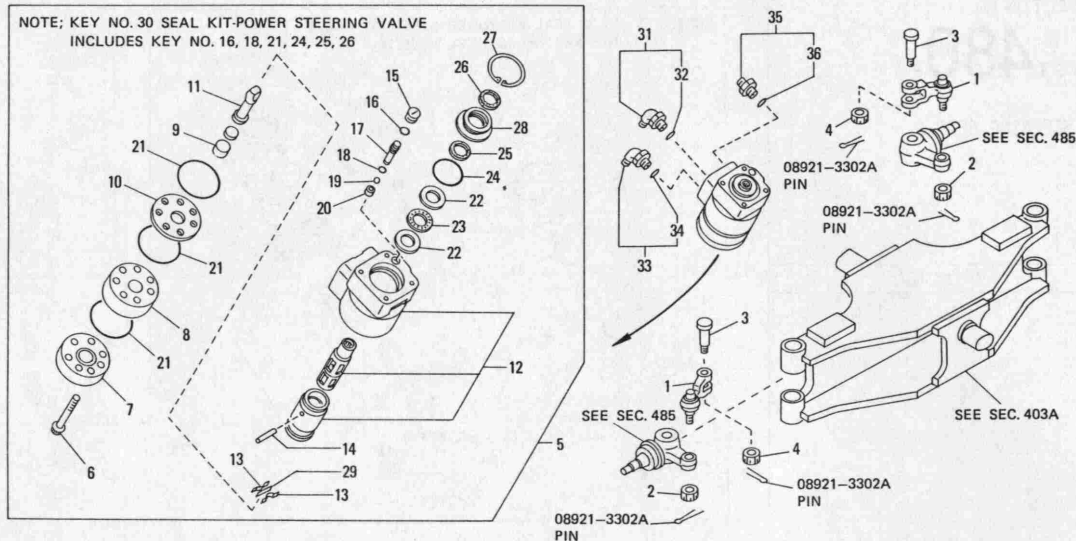
MECANISMO DE LA DIRECCION

BOITIER DE DIRECTION

LENKGETRIEBE

ترس العقود

NOTE



N C	S	KEY NO.	PART NUMBER	PART NAME	SPECIFICATION	QTY	UNT	P	APPLIED MODEL	APPLIED DATE	ICA NF	FORMER PART NO.	K D	REMARK
							PKG. FOR DIST.	M C						
N		22 01	49424-L8000	BEARING-RACE		02	1			0486-				
N		23 01	49425-L8000	NEEDLE-THRUST		01	1			0486-				
N		24 01	49426-L8000	O RING		01	1			0486-				
N		25 01	49427-L8000	SEAL-OIL		01	1			0486-				
N		26 01	49428-L8000	SEAL-DUST		01	1			0486-				
N		27 01	49429-L8000	RING-SNAP		01	1			0486-				
N		28 01	49430-L8000	SEAL-GRAND BUSHING		01	1			0486-				
N		29 01	49413-L8000	SPRING-FLAT		02	2			0486-				
N		30 01	49440-00H00	SEAL KIT-POWER STEERING VALVE		01				0486-				
N		31 01	49836-11H00	VALVE ASSY-CHECK		01				0486-				
N		32 01	49837-11H00	O RING		01				0486-				
N		33 01	69352-L1101	CONNECTOR-ASSY		01	1			0486-				
N		34 01	69371-L1100	O RING		01	2			0486-				
N		35 01	69662-L1100	CONNECTOR ASSY		02	2			0486-				
N		36 01	69371-L1100	O RING		02	2			0486-				

FICHE

2-M4

VOLANTE DE DIRECCION

VOLANT DE DIRECTION

LENKRAD

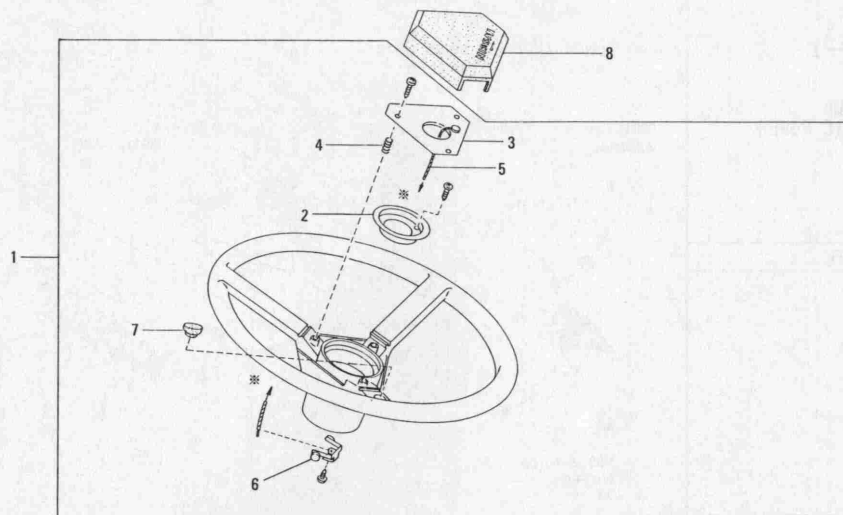
دولاب المقود

SECTION NO.

ST 484-1

STEERING WHEEL

NOTE



N C	s	KEY NO.	PART NUMBER	PART NAME	SPECIFICATION	QTY	UNIT PKG. FOR DIST.	P M C	APPLIED MODEL	APPLIED DATE	ICA NF	FORMER PART NO.	K D	REMARK
N		1 01	48401-11H10	WHEEL-STEERING		01		1		0486-				
N		2 01	48451-11H00	PLATE-CONTACT		01		1		0486-				
N		3 01	48435-11H00	PLATE SET-HORN BUTTON		01		1		0486-				
N		4 01	48425-11H00	SPRING-HORN		03				0486-				
N		5 01	48455-11H00	HARNESS-HORN CONTACT		01				0486-				
N		6 01	48405-11H00	BRUSH-HORN		01		1		0486-				
N		7 01	48408-11H00	PLUG		01				0486-				
N		8 01	48422-11H00	BUTTON-HORN		01		1		0486-				

FICHE

2-M5

SECTION NO.

ST 485-1STEERING LINKAGE
-FULLY HYDRAULIC POWER
STEERING-

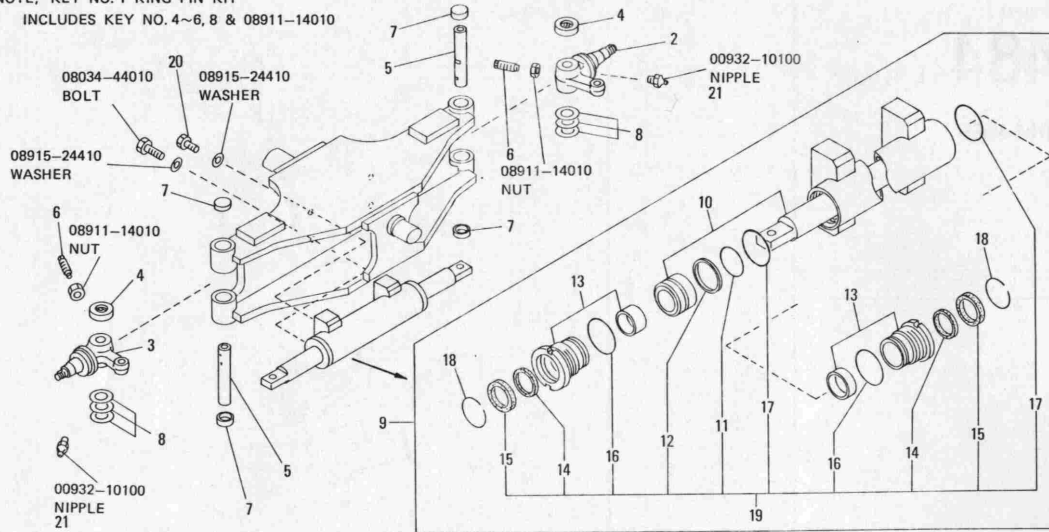
NOTE

ESLABONAMIENTO DE LA DIRECCION

TIMONERIE DE DIRECTION

LENKGESTÄNGE

توصيلة المقود

NOTE: KEY NO. 1 KING PIN KIT
INCLUDES KEY NO. 4~6, 8 & 08911-14010

N C	S	KEY NO.	PART NUMBER	PART NAME	SPECIFICATION	QTY	UNIT PKG FOR DISC	ST M C	APPLIED MODEL	APPLIED DATE	ICA NF	FORMER PART NO.	K D	REMARK
N		1 01	40022-00H25	KING PIN KIT		01				0486-				
N		2 01	40014-00H00	SPINDLE-STEERING RH		01				0486-				
N		3 01	40015-00H00	SPINDLE-STEERING LH		01				0486-				
N		4 01	40030-L1400	BEARING-THRUST		02	1			0486-				
N		5 01	40022-00H00	PIN-KING		02	1			0486-				
N		6 01	40023-L1100	SCREW-SET		02	1			0486-				
N		7 01	40040-00H02	PLUG ASSY-KNUCKLE SPINDLE		04	1			0486-				
N		8 01	40032-L1400	SHIM-SPINDLE	T=1.00	AR	1			0486-				
N		02	40033-48200		T=0.254	AR	5			0486-				
N		03	40034-48200		T=0.750	AR	5			0486-				
N		9 01	49509-00H01	CYLINDER ASSY-POWER		01			CUSH	0486-				
N		02	-05H01			01			PNEU	0486-				
N		10 01	49514-00H01	ROD ASSY-PISTON		01			CUSH	0486-				
N		02	-05H01			01			PNEU	0486-				
N		11 01	49516-11H00	O RING		01				0486-				
N		12 01	49517-11H00	RING-TEFLON		01				0486-				
N		13 01	49520-11H00	COVER ASSY-PISTON ROD		02				0486-				
N		14 01	49522-11H00	PACKING-U		02				0486-				
N		15 01	49524-11H00	SEAL-DUST		02				0486-				
N		16 01	49526-11H00	O RING		02				0486-				
N		17 01	49527-11H00	O RING		02				0486-				

FICHE

2-M6

SECTION NO.

ST 485-2**STEERING LINKAGE
-FULLY HYDRAULIC POWER
STEERING-**

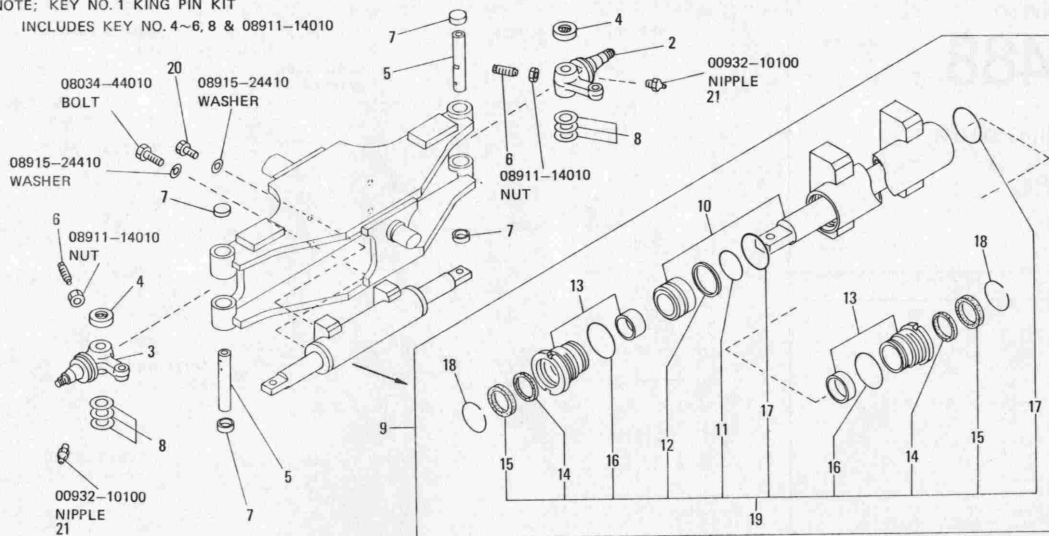
NOTE

ESLABONAMIENTO DE LA DIRECCION

TIMONERIE DE DIRECTION

LENKGESTÄNGE

توصيلة المقود

NOTE: KEY NO. 1 KING PIN KIT
INCLUDES KEY NO. 4-6, 8 & 08911-14010

N/C	S	KEY NO.	PART NUMBER	PART NAME	SPECIFICATION	QTY	UNT PKG. FOR DIST	P M C	APPLIED MODEL	APPLIED DATE	ICA NF	FORMER PART NO.	K D	REMARK
N		18 01	49525-11H00	RING-WIRE		02				0486-				
N		19 01	49599-11H00	SEAL KIT-POWER STEERING CYLINDER		01				0486-				
N		20 01	49590-00H00	BOLT		02				0486-				
N		21 01	00932-10100	NIPPLE-GREASE		02	50			0486-				

FIGHE

2-M7

SECTION NO.

ST 488-1

STEERING COLUMN

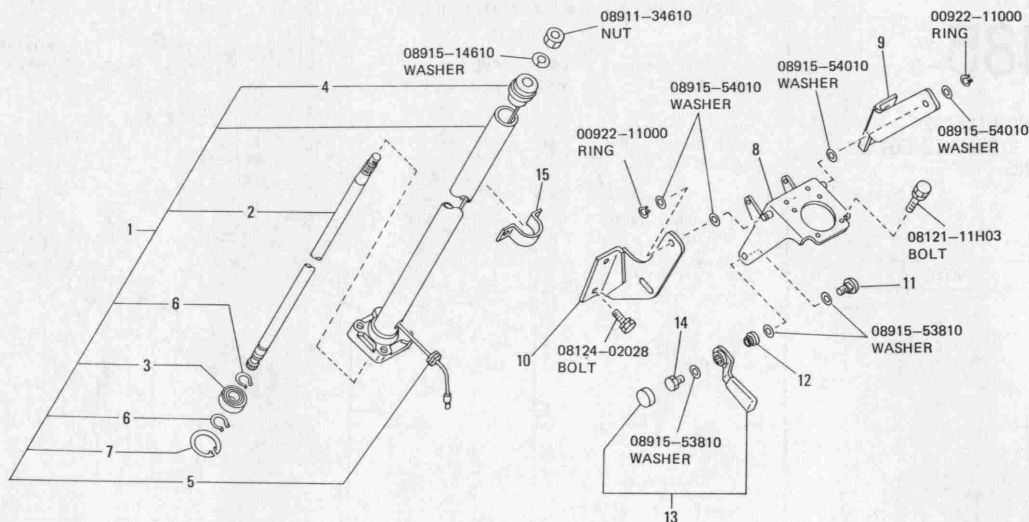
COLUMNA DE DIRECCION

COLONNE DE DIRECTION

LENKSÄULE

عمود المقود

NOTE



N C	S	KEY NO.	PART NUMBER	PART NAME	SPECIFICATION	QTY	UNIT PKG. FOR DIST	P M C	APPLIED MODEL	APPLIED DATE	ICA NF	FORMER PART NO.	K D	REMARK
N		1 01	48810-11H00	COLUMN ASSY-STEERING		01				0486-				
N		2 01	48823-11H00	SHAFT-STEERING COLUMN		01				0486-				
N		3 01	48830-04H00	BEARING		01	1			0486-				
N		4 01	48835-04H00	BUSH		01	1			0486-				
N		5 01	48840-04H00	GROMMET		01				0486-				
N		6 01	48842-04H00	RING-SNAP		02	1			0486-				
N		7 01	48843-04H00	RING-SNAP		01	1			0486-				
N		8 01	48950-11H01	BRACKET ASSY-STEERING COLUMN		01				0486-				
N		9 01	48961-11H03	CLAMP-STEERING COLUMN RH		01				0486-				
N		10 01	48962-11H03	CLAMP-STEERING COLUMN LH		01				0486-				
N		11 01	48966-11H00	BOLT ASSY-ADJUSTING		01				0486-				
N		12 01	48976-R3401	NUT		01	2			0486-				
N		13 01	48970-R3402	LEVER-ADJUSTING		01	1			0486-				
N		14 01	48979-R3400	BOLT-ADJUSTING LEVER		01	5			0486-				
N		15 01	48302-11H00	BRACKET-STEERING MOUNTING		01				0486-				

FICHE

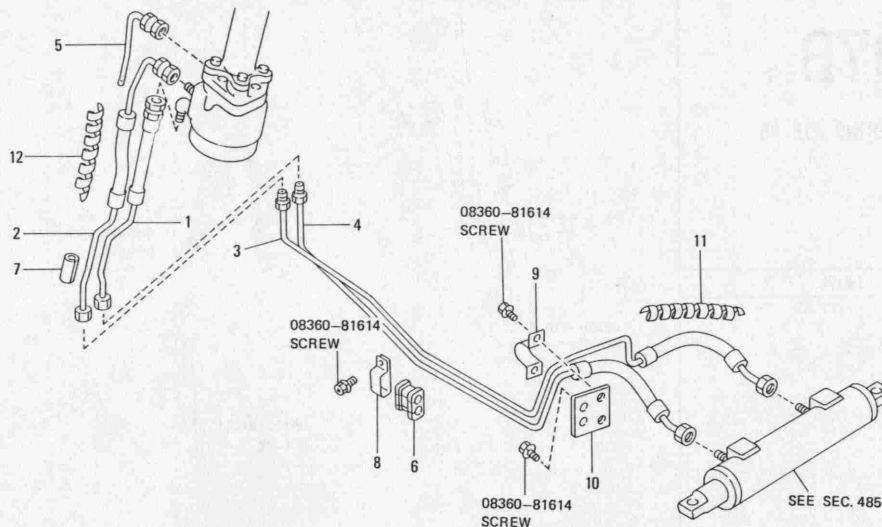
2-M8TUBERIA DE LA DIRECCION
HIDRAULICACANALISATION DE DIREC-
TION ASSISTEESERVOLENKUNGSROHRLEI-
TUNG

شبكة خراطيم الباور ستيرنج

SECTION NO.

ST **497A-1**POWER STEERING PIPING
-PNEU-

NOTE



N C	S	KEY NO.	PART NUMBER	PART NAME	SPECIFICATION	QTY	LMT PKG FOR DIST	P M C	APPLIED MODEL	APPLIED DATE	ICA NF	FORMER PART NO.	K D	REMARK
N		1 01	49711-05H00	TUBE ASSY-POWER STEERING RH		01			PNEU	0486-				
N		2 01	49712-05H00	TUBE ASSY-POWER STEERING LH		01			PNEU	0486-				
N		3 01	49713-05H00	TUBE ASSY-POWER STEERING RH		01			PNEU	0486-				
N		4 01	49714-05H00	TUBE ASSY-POWER STEERING LH		01			PNEU	0486-				
N		5 01	49456-11H00	CONNECTOR ASSY		01			PNEU	0486-				
N		6 01	46283-89954	INSULATOR-TUBE		02	1		PNEU	0486-				
N		7 01	69695-L9000	INSULATOR		04	1		PNEU	0486-				
N		8 01	46289-89978	CLAMP-TUBE		02	1		PNEU	0486-				
N		9 01	48732-L9000	CLAMP-TUBE		02	1		PNEU	0486-				
N		10 01	49783-05H00	BRACKET		01			PNEU	0486-				
N		11 01	69690-L1102	PROTECTOR		02	1		PNEU	0486-				
N		12 01	69690-00H00	PROTECTOR		01			PNEU	0486-				

FICHE

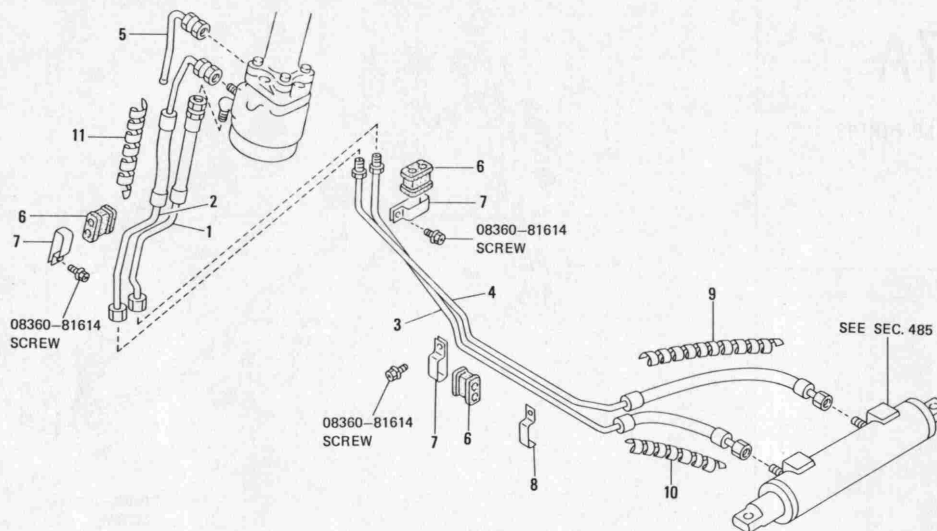
2-M9TUBERIA DE LA DIRECCION
HIDRAULICACANALISATION DE DIREC-
TION ASSISTEESERVOLENKUNGSROHRLEI-
TUNG

شبكة خراطيم الباور ستيرينغ

SECTION NO.

S T **497B-1**POWER STEERING PIPING
-CUSH-

NOTE

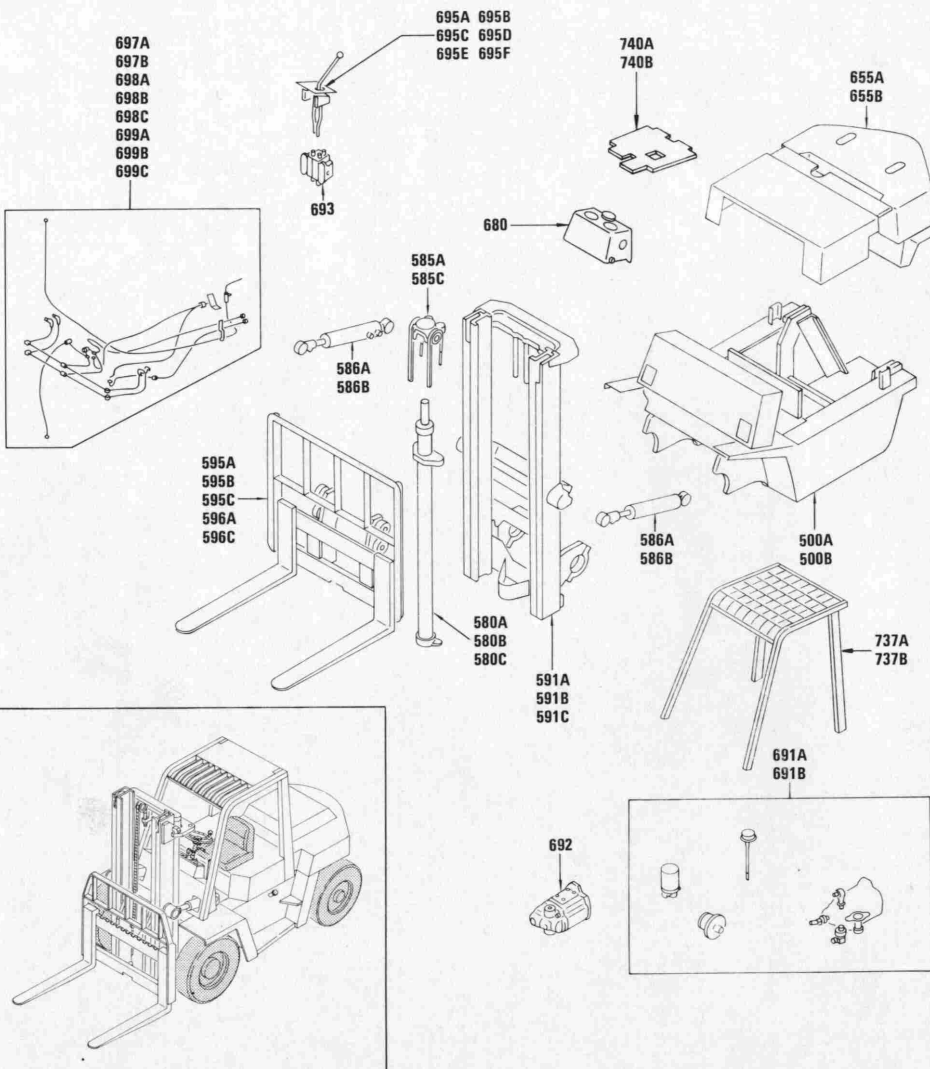


N C	S	KEY NO.	PART NUMBER	PART NAME	SPECIFICATION	QTY	UNIT PKG. FOR DIST.	P M C	APPLIED MODEL	APPLIED DATE	ICA NF	FORMER PART NO.	K D	REMARK
N		1 01	49711-11H00	TUBE ASSY-POWER STEERING RH		01			CUSH	0486-				
N		2 01	49712-11H00	TUBE ASSY-POWER STEERING LH		01			CUSH	0486-				
N		3 01	49713-00H01	TUBE ASSY-POWER STEERING RH		01			CUSH	0486-				
N		4 01	49714-00H01	TUBE ASSY-POWER STEERING LH		01			CUSH	0486-				
N		5 01	49456-11H00	CONNECTOR ASSY		01			CUSH	0486-				
N		6 01	46283-89954	INSULATOR-TUBE		04	1		CUSH	0486-				
N		7 01	46289-89978	CLAMP-TUBE		03	1		CUSH	0486-				
N		8 01	48732-L1410	CLAMP-TUBE		01	1		CUSH	0486-				
N		9 01	69690-L1103	PROTECTOR		02	1		CUSH	0486-				
N		10 01	69690-L1102	PROTECTOR		02	1		CUSH	0486-				
N		11 01	69690-00H00	PROTECTOR		02			CUSH	0486-				

FICHE

3-B1 GROUP INDEX BODY (FRONT, ROOF & FLOOR)

ILLUSTRATIONS SHOWN IN GENERAL INDEX AND GROUP INDEX ARE GENERALIZED DESCRIPTIONS FOR ALL MODELS AND ARE NOT PRECISE IN ALL DETAILS.



SECTION NAME	SECTION NO.	GRID
FRAME -PNEU-	500A	B 2
FRAME -CUSH-	500B	B 3
LIFT CYLINDER -2W-	580A	B 4
LIFT CYLINDER -2F-	580B	B 7
LIFT CYLINDER -3F-	580C	B 9
CHAIN WHEEL -2W-	585A	B11
CHAIN WHEEL -3F-	585C	B13
TILT CYLINDER -PNEU-	586A	B15
TILT CYLINDER -CUSH-	586B	C 2
MAST -2W-	591A	C 4
MAST -2F-	591B	C10
MAST -3F-	591C	C12
CARRIAGE, BACK REST & FORK -2W-	595A	C16
CARRIAGE, BACK REST & FORK -2F-	595B	D 7
CARRIAGE, BACK REST & FORK -3F-	595C	D12
CARRIAGE, W/PIPING -ATTACHMENT- -2W-	596A	E 3
CARRIAGE, W/PIPING -ATTACHMENT- -3F-	596C	E 7
TOP PANEL, HINGE & FITTING -PNEU-	655A	E10
TOP PANEL, HINGE & FITTING -CUSH-	655B	E12
INSTRUMENT PANEL, PAD & CLUSTER LID	680	E14
HYDRAULIC OIL PUMP & FITTING -PNEU-	691A	E15
HYDRAULIC OIL PUMP & FITTING -CUSH-	691B	E16
HYDRAULIC OIL PUMP ASSEMBLY	692	F 2
HYDRAULIC CONTROL VALVE & FITTING	693	F 4
HYDRAULIC CONTROL LEVER -2 SPOOL-1 LEVER-	695A	F 9
HYDRAULIC CONTROL LEVER -3 SPOOL-2 LEVER-	695B	F10
HYDRAULIC CONTROL LEVER -4 SPOOL-3 LEVER-	695C	F12
HYDRAULIC CONTROL LEVER -2 SPOOL-2 LEVER-	695D	F14
HYDRAULIC CONTROL LEVER -3 SPOOL-3 LEVER-	695E	F15
HYDRAULIC CONTROL LEVER -4 SPOOL-4 LEVER-	695F	G 2
HYDRAULIC OIL PIPING -PNEU-	697A	G 4
HYDRAULIC OIL PIPING -CUSH-	697B	G 6
HYDRAULIC OIL PIPING (MAST) -2W-	698A	G 8
HYDRAULIC OIL PIPING (MAST) -2F-	698B	G 9
HYDRAULIC OIL PIPING (MAST) -3F-	698C	G10
HYDRAULIC OIL PIPING (ATTACHMENT) -2W-	699A	G12
HYDRAULIC OIL PIPING (ATTACHMENT) -2F-	699B	G15
HYDRAULIC OIL PIPING (ATTACHMENT) -3F-	699C	G16
OVER HEAD GUARD -PNEU-	737A	H 2
OVER HEAD GUARD -CUSH-	737B	H 4
FLOOR PANEL -PNEU-	740A	H 6
FLOOR PANEL -CUSH-	740B	H 7

3-B4 GROUP INDEX BODY (FROM ROOM 8 PAVOIO)

1. THE FOLLOWING IS A SUMMARY OF THE
 DATA OBTAINED FROM THE INDEX OF
 ROOM 8 AND ROOM 8 PAVOIO.

NO.	NAME	ROOM	DATE	TIME	REMARKS
1
2
3
4
5
6
7
8
9
10
11
12
13
14
15
16
17
18
19
20
21
22
23
24
25
26
27
28
29
30
31
32
33
34
35
36
37
38
39
40
41
42
43
44
45
46
47
48
49
50
51
52
53
54
55
56
57
58
59
60
61
62
63
64
65
66
67
68
69
70
71
72
73
74
75
76
77
78
79
80
81
82
83
84
85
86
87
88
89
90
91
92
93
94
95
96
97
98
99
100

FICHE

3-B2

BASTIDOR

CHASSIS

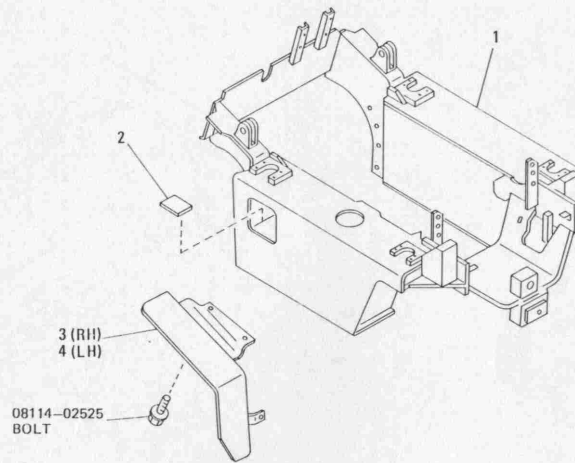
RAHMEN

الهيكل

SECTION NO.

B F 500A-1FRAME
-PNEU-

NOTE



N C	S	KEY NO.	PART NUMBER	PART NAME	SPECIFICATION	QTY	UNIT PKG FOR DIST	P M C	APPLIED MODEL	APPLIED DATE	ICA NF	FORMER PART NO.	K D	REMARK
N	*	1 01	50100-04H01	FRAME ASSY		01			PNEU	0486-				
N		2 01	74593-04H00	MAT-STEP		02	1		PNEU	0486-				
N		3 01	50170-04H01	FENDER ASSY-OVER RH		01	1		OP:PNEU	0486-				
N		4 01	50171-04H01	FENDER ASSY-OVER LH		01	1		OP:PNEU	0486-				

FICHE

3-B3

SECTION NO.

B F 500B-1

FRAME
-CUSH-

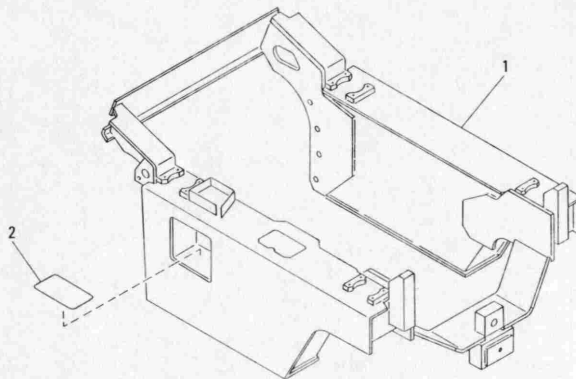
BASTIDOR

CHASSIS

RAHMEN

الهيكل

NOTE



N C	S	KEY NO.	PART NUMBER	PART NAME	SPECIFICATION	QTY	UNIT PKG. FOR DIST	P M C	APPLIED MODEL	APPLIED DATE	ICA NF	FORMER PART NO.	K D	REMARK
N	*	1 01	50100-00H00	FRAME ASSY		01			CUSH	0486-				
N		2 01	74593-04H00	MAT-STEP		02	1		CUSH	0486-				

FICHE

3-B4

SECTION NO.

B F 580A-1LIFT CYLINDER
-2W-

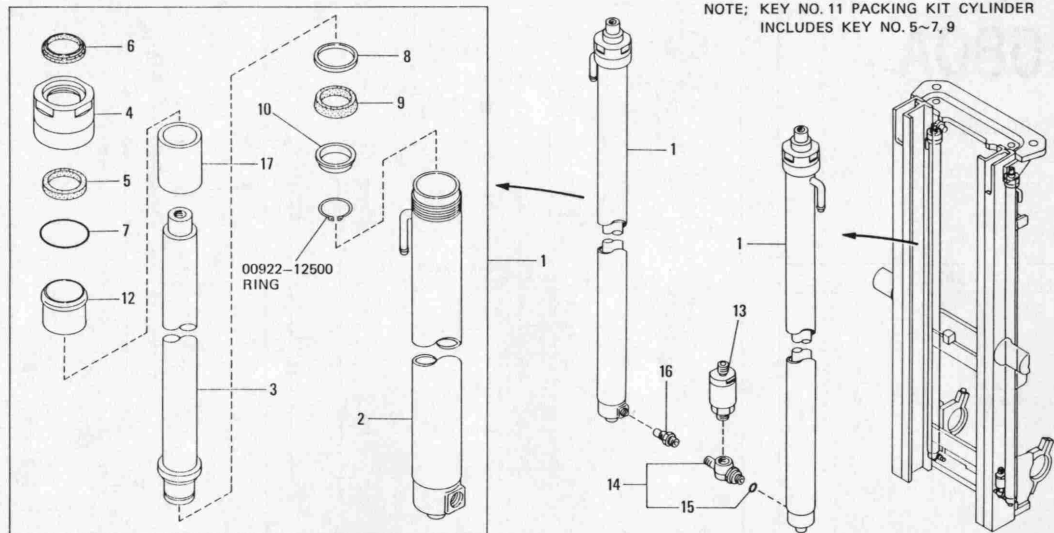
NOTE

CILINDRO DE ELEVACION

CYLINDRE DE LEVAGE

AUFTRIEBZYLINDER

سلندر رافع



N C	S	KEY NO.	PART NUMBER	PART NAME	SPECIFICATION	QTY	UNIT PKG FOR DST	D M C	APPLIED MODEL	APPLIED DATE	ICA NF	FORMER PART NO.	K D	REMARK
N		1 01	58010-00H04	CYLINDER ASSY-LIFT	D=45XD=35, 330F	02			330F	0486-				
N		02	-00H01		D=45XD=35, 208F	02			208F	0486-				
N		03	-00H02		D=45XD=35, 250F	02			250F	0486-				
N		04	-00H03		D=45XD=35, 270F	02			270F	0486-				
N		05	-00H00		D=45XD=35, 300F	02	1		300F	0486-				
N		06	-00H05		D=45XD=35, 350F	02			350F	0486-				
N		07	-00H06		D=45XD=35, 370F	02			370F	0486-				
N		08	-00H07		D=45XD=35, 400F	02	1		400F	0486-				
N		09	-00H08		D=45XD=35, 450F	02			450F	0486-				
N		10	-00H09		D=45XD=35, 500F	02			500F	0486-				
N		2 01	58015-00H04	TUBE ASSY-CYLINDER		02			330F	0486-				
N		02	-00H01			02			208F	0486-				
N		03	-00H02			02			250F	0486-				
N		04	-00H03			02			270F	0486-				
N		05	-00H00			02			300F	0486-				
N		06	-00H05			02			350F	0486-				
N		07	-00H06			02			370F	0486-				
N		08	-00H07			02			400F	0486-				
N		09	-00H08			02			450F	0486-				
N		10	-00H09			02			500F	0486-				
N		3 01	58030-00H04	ROD ASSY-PISTON		02			330F	0486-				

FICHE

3-B5

SECTION NO.

B F 580A-2**LIFT CYLINDER
-2W-**

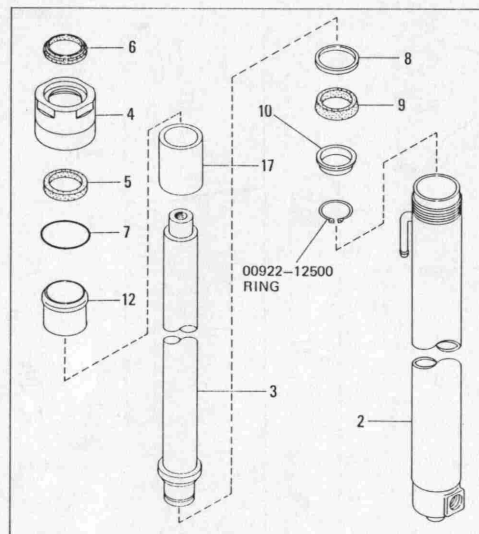
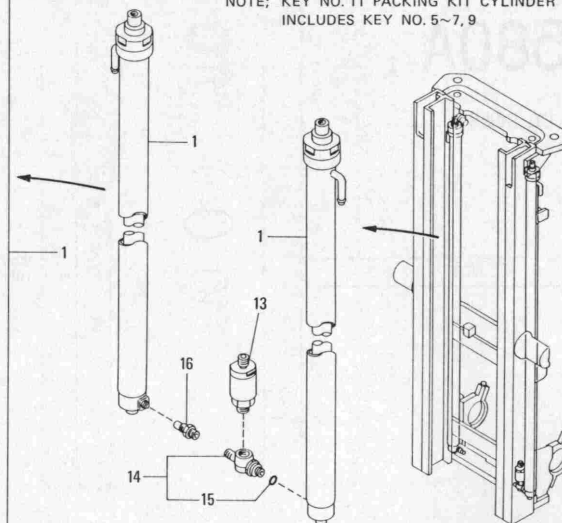
NOTE

CILINDRO DE ELEVACION

CYLINDRE DE LEVAGE

AUFTRIEBZYLINDER

سلندر رافع

NOTE: KEY NO. 11 PACKING KIT CYLINDER
INCLUDES KEY NO. 5-7, 9

N/C	S	KEY NO.	PART NUMBER	PART NAME	SPECIFICATION	QTY	UNIT PKG. FOR DIST.	P M C	APPLIED MODEL	APPLIED DATE	ICA NF	FORMER PART NO.	K D	REMARK
N		3 02	58030-00H01	ROD ASSY-PISTON		02			208F	0486-				
N		03	-00H02			02			250F	0486-				
N		04	-00H03			02			270F	0486-				
N		05	-00H00			02			300F	0486-				
N		06	-00H05			02			350F	0486-				
N		07	-00H06			02			370F	0486-				
N		08	-00H07			02			400F	0486-				
N		09	-00H08			02			450F	0486-				
N		10	-00H09			02			500F	0486-				
N		4 01	58020-00H00	HEAD-CYLINDER		02				0486-				
N		5 01	58621-L1100	RING-U		02	2			0486-				
N		6 01	58017-L1610	RING-WIPER		02				0486-				
N		7 01	58026-00H00	RING-O		02	1			0486-				
N		8 01	58034-L1610	RING-PISTON		02				0486-				
N		9 01	58040-L1610	U RING ASSY		02	1			0486-				
N		10 01	58037-00H00	HOLDER-U RING		02				0486-				
N		11 01	58099-00H00	PACKING KIT-CYLINDER		02	1			0486-				
N		12 01	58027-00H00	HOLDER ASSY-BUSH		02				0486-				
N		13 01	58080-04H00	VALVE ASSY-FLOW REGULATOR		01	1			0486-				
N		14 01	58065-L2601	CONNECTOR ASSY		01	1			0486-				
N		15 01	69371-L1100	SEAL-O RING		01	2			0486-				

FICHE

3-B6

CILINDRO DE ELEVACION

CYLINDRE DE LEVAGE

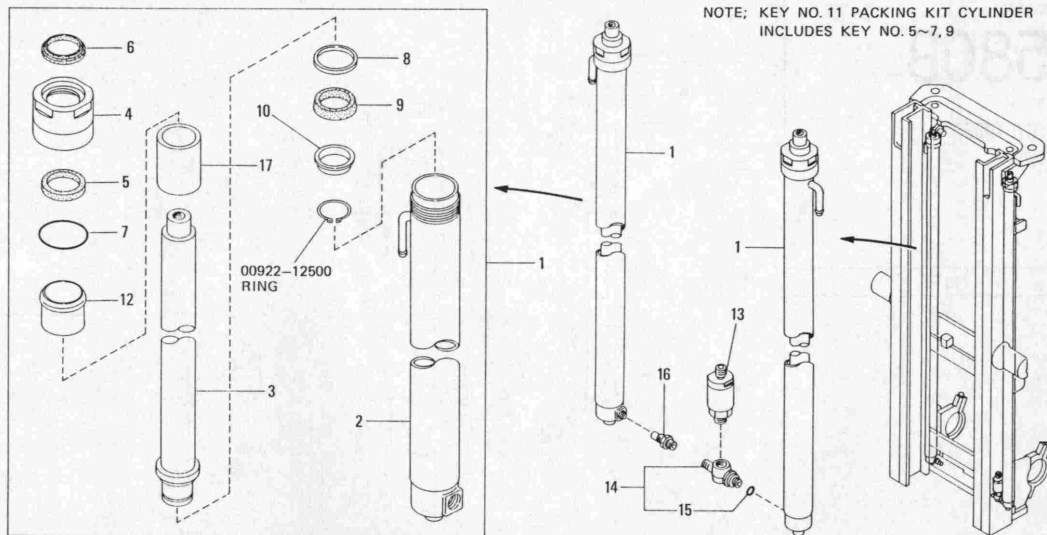
AUFTRIEBZYLINDER

سلندر رافع

SECTION NO.

B F 580A-3LIFT CYLINDER
-2W-

NOTE



N C	s	KEY NO.	PART NUMBER	PART NAME	SPECIFICATION	QTY	UNIT PKG. FOR DIST	P M C	APPLIED MODEL	APPLIED DATE	ICA NF	FORMER PART NO.	K D	REMARK
N		16 01	58071-L2601	VALVE ASSY-SAFETY		01		1		0486-				
N		17 01	58039-L1610	SPACER-ROD		02			350F	0486-				
N		02	-00H06			02			370F	0486-				
N		03	-00H07			02			400F TO 500F	0486-				

FICHE

3-B7

CILINDRO DE ELEVACION

CYLINDRE DE LEVAGE

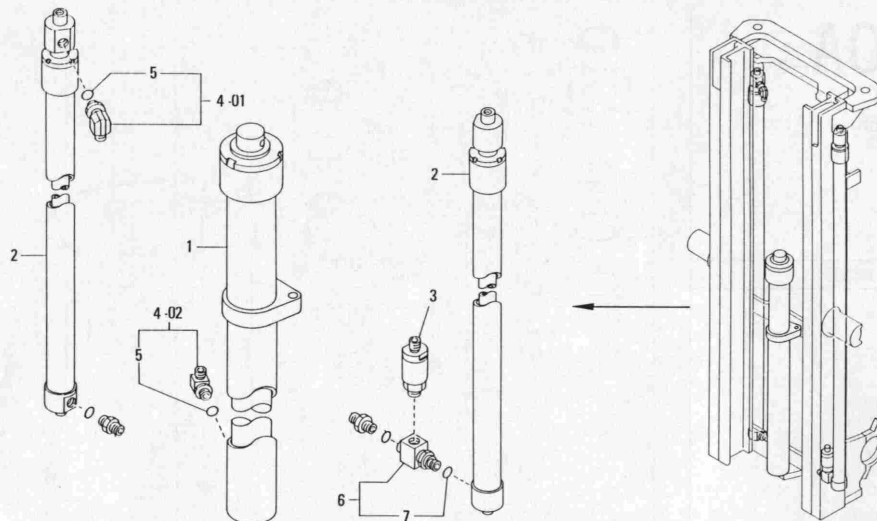
AUFTRIEBZYLINDER

سلندر رافع

SECTION NO.

B F 580B-1LIFT CYLINDER
-2F-

NOTE



N/C	s	KEY NO.	PART NUMBER	PART NAME	SPECIFICATION	QTY	UNIT PKG. FOR DIST.	P M C	APPLIED MODEL	APPLIED DATE	ICA NF	FORMER PART NO.	K D	REMARK
N		1 01	58410-02H09	CYLINDER ASSY-LIFT		01			208F	0486-				
N		02	-02H10			01			250F	0486-				
N		03	-02H01			01			270F	0486-				
N		04	-02H02			01			300F	0486-				
N		05	-02H03			01			330F	0486-				
N		06	-02H04			01			350F	0486-				
N		07	-02H05			01			370F	0486-				
N		08	-02H06			01			400F	0486-				
N		2 01	58211-01H00	CYLINDER ASSY-LIFT MAST SIDE		02			208F	0486-				
N		02	-01H01			02			250F	0486-				
N		03	-01H02			02			270F	0486-				
N		04	-01H03			02			300F	0486-				
N		05	-01H04			02			330F	0486-				
N		06	-01H05			02			350F	0486-				
N		07	-01H06			02			370F	0486-				
N		08	-01H07			02			400F	0486-				
N		3 01	58080-04H00	VALVE ASSY-FLOW REGULATOR		01	1			0486-				
N		4 01	58060-L6000	CONNECTOR ASSY-ELBOW		01	1			0486-				
N		02	58465-L7400			01				0486-				
N		5 01	69370-L1100	O RING		02	2			0486-				

FICHE

3-B8

SECTION NO.

B F 580B-2LIFT CYLINDER
-2F-

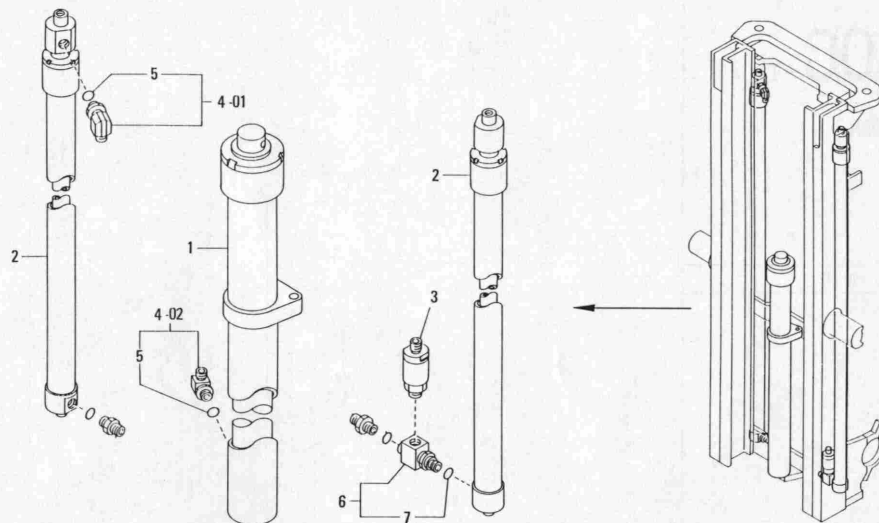
CILINDRO DE ELEVACION

CYLINDRE DE LEVAGE

AUFTRIEBZYLINDER

سلندر رافع

NOTE



N C	s	KEY NO.	PART NUMBER	PART NAME	SPECIFICATION	QTY	UNT	P	APPLIED MODEL	APPLIED DATE	ICA NF	FORMER PART NO.	K D	REMARK
							PKG. FOR DIST	M C						
N		6 01	69384-01H00	CONNECTOR ASSY		01				0486-				
N		7 01	69370-L1100	O RING		01		2		0486-				

FICHE **3-B9**

SECTION NO.

BF 580C-1

LIFT CYLINDER
-3F-

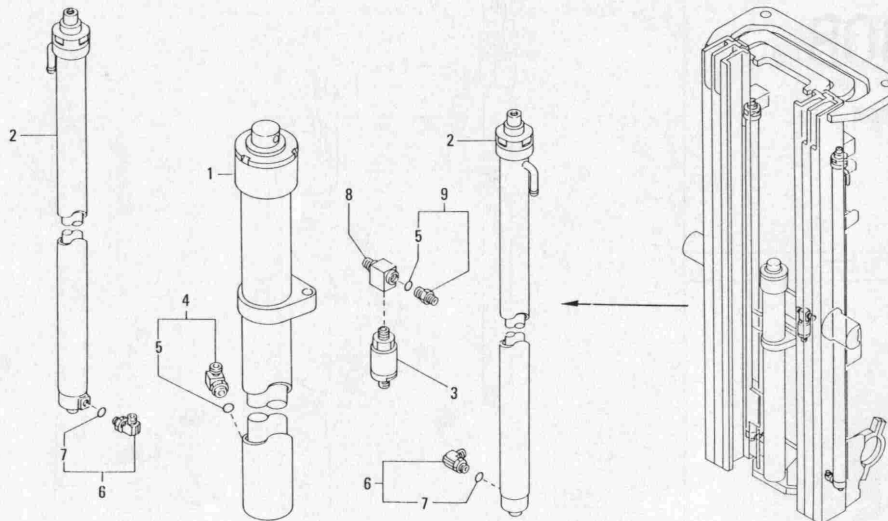
CILINDRO DE ELEVACION

CYLINDRE DE LEVAGE

AUFTRIEBZYLINDER

سند رافع

NOTE



N C	S	KEY NO.	PART NUMBER	PART NAME	SPECIFICATION	QTY	UNIT PRG. FOR DST	P M C	APPLIED MODEL	APPLIED DATE	ICA NF	FORMER PART NO.	K D	REMARK
N		1 01	58410-02H01	CYLINDER ASSY-LIFT		01			385F	0486-				
N		02	-02H02			01			430F	0486-				
N		03	-02H03			01			475F	0486-				
N		04	-02H04			01			515F	0486-				
N		05	-02H05			01			550F	0486-				
N		06	-02H06			01			600F	0486-				
N		07	-02H07			01			650F	0486-				
N		08	-02H08			01			700F	0486-				
N		2 01	58411-02H01	CYLINDER ASSY-LIFT MAST SIDE	D=45XD=35, 385F	02			385F	0486-				
N		02	-02H02		D=45XD=35, 430F	02			430F	0486-				
N		03	-02H03		D=45XD=35, 475F	02			475F	0486-				
N		04	-02H04		D=45XD=35, 515F	02			515F	0486-				
N		05	-02H05		D=45XD=35, 550F	02			550F	0486-				
N		06	-02H06		D=45XD=35, 600F	02			600F	0486-				
N		07	-02H07		D=45XD=35, 650F	02			650F	0486-				
N		08	-02H08		D=45XD=35, 700F	02			700F	0486-				
N		3 01	58080-04H00	VALVE ASSY-FLOW REGULATOR		01	1			0486-				
N		4 01	58465-L7400	CONNECTOR-ELBOW		01				0486-				
N		5 01	69370-L1100	O RING		02	2			0486-				
N		6 01	69352-L1101	CONNECTOR ASSY		02	1			0486-				

FICHE

3-B10

CILINDRO DE ELEVACION

CYLINDRE DE LEVAGE

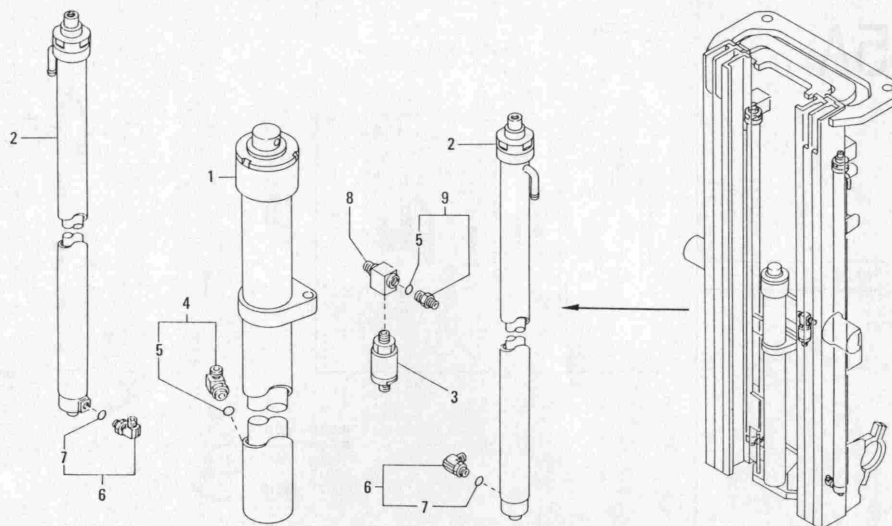
AUFTRIEBZYLINDER

سلندر رافع

SECTION NO.

B F 580C-2LIFT CYLINDER
-3F-

NOTE



N C	s	KEY NO.	PART NUMBER	PART NAME	SPECIFICATION	QTY	UNIT	P	APPLIED MODEL	APPLIED DATE	ICA NF	FORMER PART NO.	K D	REMARK
							PKG. FOR DIST.	M C						
N		7 01	69371-L1100	SEAL-O RING		02		2		0486-				
N		8 01	58066-05H00	CONNECTOR ASSY		01				0486-				
N		9 01	69143-L6800	CONNECTOR ASSY		01		1		0486-				

FICHE

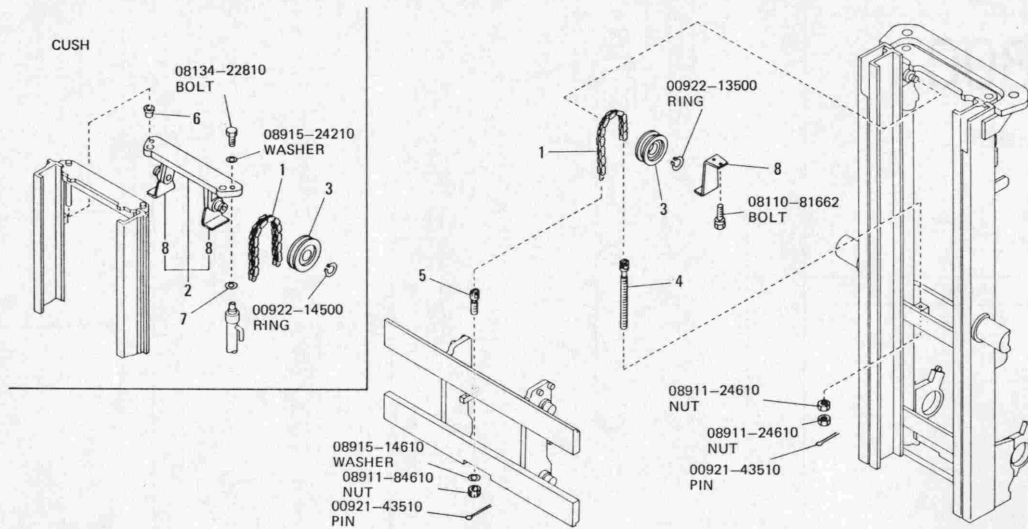
3-B11SOPORTE DE LA RUEDA DE
CADENA Y CADENASUPPORT DE ROUE DE CHAI-
NE ET CHAINEKETTENABSTÜTZUNG &
KETTE

دعامة سلسلة الدولاب والسلسلة

SECTION NO.

B F 585A-1CHAIN WHEEL
-2W-

NOTE



N C	S	KEY NO.	PART NUMBER	PART NAME	SPECIFICATION	QTY	UNT PKG FOR DIST	P M C	APPLIED MODEL	APPLIED DATE	ICA NF	FORMER PART NO.	K D	REMARK
N		1	59420-00H03	CHAIN-LIFT	BL534,179 LINK	02			CUSH>330F	0486-				
N		02	-L7603		BL534,103 LINK	02			CUSH>208F	0486-				
N		03	-L7308		BL534,129 LINK	02			CUSH>250F	0486-				
N		04	-L2606		BL534,141 LINK	02	1		CUSH>270F	0486-				
N		05	-00H02		BL534,159 LINK	02			CUSH>300F	0486-				
N		06	-03H08		BL534,195 LINK	02			2W>450F CUSH>350F	0486-				
N		07	-00H01		BL534,143 LINK	02			CUSH>370F	0486-				
N		08	-00H01		BL534,155 LINK	02			CUSH>400F	0486-				
N		09	-03H04		BL534,187 LINK	02			2W>330F CUSH>450F	0486-				
N		10	-00H04		BL534,219 LINK	02			CUSH>500F	0486-				
N		11	-L7408		BL534,169 LINK	02			2W>300F	0486-				
N		12	-L2610		BL534,111 LINK	02	1		2W>208F	0486-				
N		13	-L2616		BL534,137 LINK	02			2W>250F	0486-				
N		14	-L2617		BL534,149 LINK	02	1		2W>270F	0486-				
N		15	-03H05		BL534,205 LINK	02			2W>350F	0486-				
N		16	-L7606		BL534,139 LINK	02	1		2W>370F	0486-				
N		17	-L2618		BL534,165 LINK	02	1		2W>400F	0486-				
N		18	-03H09		BL534,227 LINK	02			2W>500F	0486-				
N		2 01	58510-00H01	SUPPORT ASSY-CHAIN WHEEL		01			CUSH	0486-				

FICHE

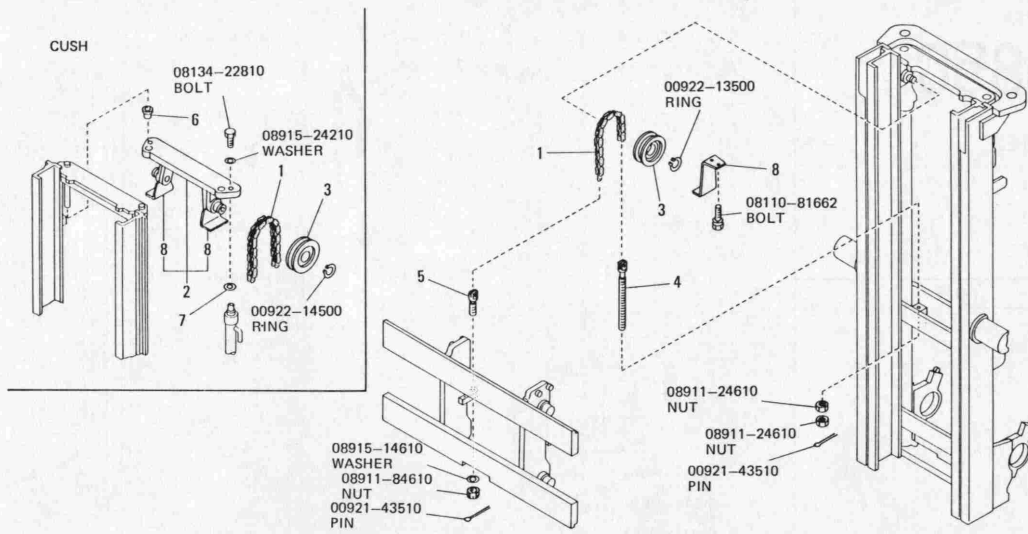
3-B12

SECTION NO.

B F 585A-2CHAIN WHEEL
-2W-SOPORTE DE LA RUEDA DE
CADENA Y CADENASUPPORT DE ROUE DE CHAI-
NE ET CHAÎNEKETTENABSTÜTZUNG &
KETTE

دعامة عجلة الدولاب والسلسلة

NOTE



N/C	S	KEY NO.	PART NUMBER	PART NAME	SPECIFICATION	QTY	UNIT PKG. FOR DIST.	P M C	APPLIED MODEL	APPLIED DATE	ICA NF	FORMER PART NO.	K D	REMARK
N		2 02	58510-00H10	SUPPORT ASSY-CHAIN WHEEL	F/CHAIN WHL CVR	01			OP: CUSH	0486-				
N		03	-00H10		F/EXPORT F/GER	01			OP: CUSH	0486-				
N		2 01	59440-10H00	WHEEL-CHAIN		02	1		CUSH	0486-				
N		02	-03H00			02	1		2W	0486-				
N		4 01	59433-03H00	BOLT ASSY-ADJUST CHAIN	L=250	02	1		2W CUSH	0486-				
N		5 01	59431-03H00	BOLT ASSY-ANCHOR CHAIN	L=70	02	1		2W CUSH	0486-				
N		6 01	58514-00H00	BUSH		02	1		CUSH	0486-				
N		7 01	58573-L2800	SHIM-LIFT CYLINDER MAST	T=1.0	AR	1		CUSH	0486-				
N		02	-L2500		T=1.0 F/CHAIN WHL CVR	AR	1		OP: CUSH	0486-				
N		03	-L2500		T=1.0 F/EXPORT F/GER	AR	1		OP: CUSH	0486-				
N		8 01	58820-03H00	COVER-CHAIN WHEEL	F/CHAIN WHL CVR	02			OP: 2W	0486-				
N		02	-03H00		F/EXPORT F/GER	02			OP: 2W	0486-				
N		03	-10H00		F/CHAIN WHL CVR	02			OP: CUSH	0486-				
N		04	-10H00		F/EXPORT F/GER	02			OP: CUSH	0486-				

FICHE

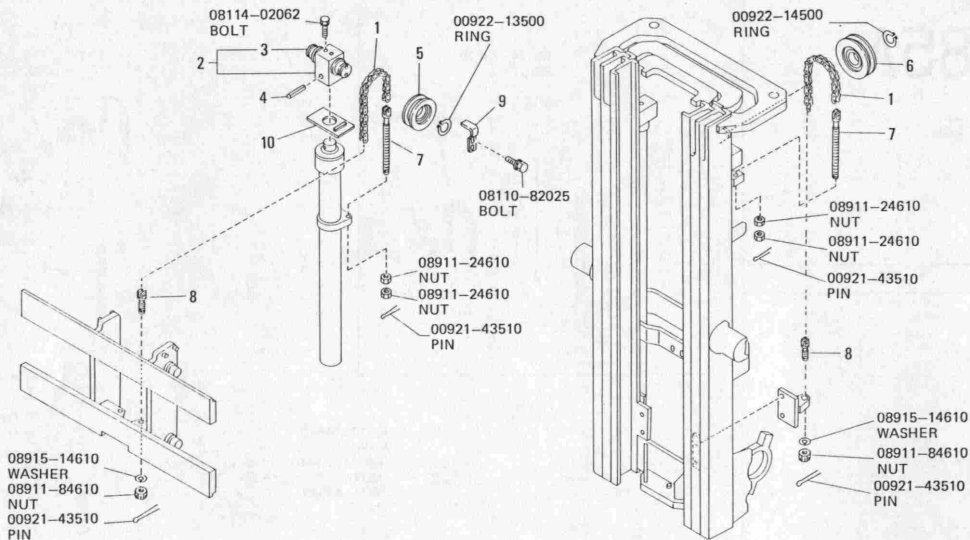
3-B13SOPORTE DE LA RUEDA DE
CADENA Y CADENASUPPORT DE ROUE DE CHAI-
NE ET CHAINEKETTENABSTÜTZUNG &
KETTE

دعامة سلسلة الدواب والسلسلة

SECTION NO.

BF 585C-1CHAIN WHEEL
-3F-

NOTE



N C	S	KEY NO.	PART NUMBER	PART NAME	SPECIFICATION	QTY	UNIT PKG FOR DIST	P M C	APPLIED MODEL	APPLIED DATE	ICA NF	FORMER PART NO.	K D	REMARK
N		1	01	59420-L2602	CHAIN-LIFT	02			385F	0486-				
N			02	-L7401	BL534, 99 LINK	02			385F	0486-				
N			03	-L7402	BL534, 83 LINK	02	1		430F	0486-				
N			04	-04H03	BL534, 93 LINK	02			430F	0486-				
N			05	-L7403	BL534, 107 LINK	02			475F	0486-				
N			06	-05H00	BL534, 101 LINK	02	1		475F, 550F	0486-				
N			07	-L2610	BL534, 117 LINK	02			515F	0486-				
N			08	-05H01	BL534, 111 LINK	02	1		515F	0486-				
N			09	-L2605	BL534, 125 LINK	02			550F	0486-				
N			10	-L7308	BL534, 133 LINK	02	1		600F	0486-				
N			11	-05H02	BL534, 129 LINK	02			600F	0486-				
N			12	-L2606	BL534, 145 LINK	02			650F	0486-				
N			13	-05H03	BL534, 141 LINK	02	1		650F	0486-				
N			14	-L2607	BL534, 161 LINK	02			700F	0486-				
N			15	-05H04	BL534, 153 LINK	02	1		700F	0486-				
N					BL534, 177 LINK	02				0486-				
N		2	01	58510-02H00	SUPPORT ASSY-CHAIN WHEEL	01	1			0486-				
N		3	01	58565-L2601	SHAFT-CHAIN WHEEL	02	1			0486-				
N		4	01	01523-00032	PIN-SPRING	01	5			0486-				
N		5	01	59440-03H00	WHEEL-CHAIN	02	1			0486-				
N		6	01	59440-10H00	WHEEL-CHAIN	02	1			0486-				
N		7	01	59433-03H00	BOLT ASSY-ADJUST CHAIN	04	1			0486-				

FICHE

3-B14

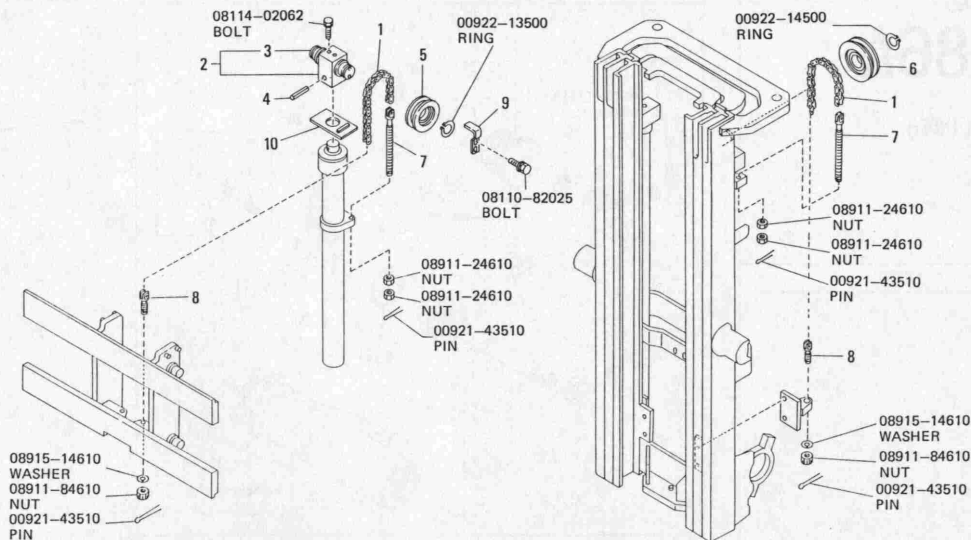
SECTION NO.

B F 585C-2**CHAIN WHEEL
-3F-**

NOTE

SOPORTE DE LA RUEDA DE
CADENA Y CADENASUPPORT DE ROUE DE CHAI-
NE ET CHAINEKETTENABSTÜTZUNG &
KETTE

دعامة سلسلة الدواب والسلسلة



N C	S	KEY NO.	PART NUMBER	PART NAME	SPECIFICATION	QTY	UNIT PKG. FOR DIST	P M C	APPLIED MODEL	APPLIED DATE	IGA NF	FORMER PART NO.	K D	REMARK
N		8 01	59431-03H00	BOLT ASSY-ANCHOR CHAIN	L=70	04		1		0486-				
N	*	9 01	58810-L1401	PROTECTOR-CHAIN		02		1		0486-				
N		02	-L1402			02				0486-		⇒ 58810-L1401		
N		10 01	58820-02H00	COVER-CHAIN WHEEL	F/CHAIN WHL CVR	01			OP	0486-				
N		02	-02H00		F/EXPORT F/GER	01			OP:PNEU	0486-				

FICHE

3-B15

CILINDRO DE INCLINACION

CYLINDRE D'INCLINAISON

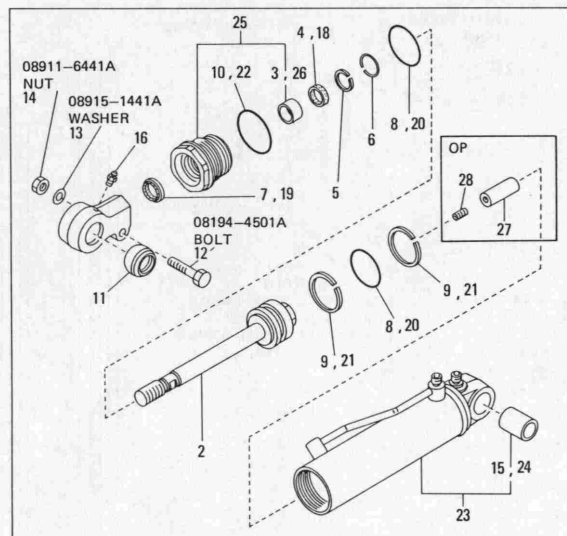
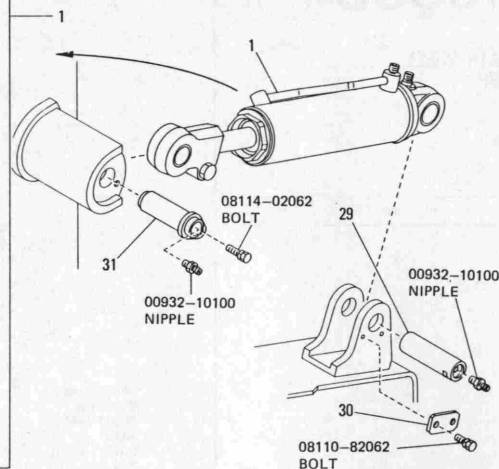
KIPPZYLINDER

سلندر التعلیق

SECTION NO.

B F 586A-1TILT CYLINDER
-PNEU-

NOTE

NOTE: KEY NO. 17 PACKING KIT-TILT CYLINDER
INCLUDES KEY NO. 4, 7~10, 18~22

N C	S	KEY NO.	PART NUMBER	PART NAME	SPECIFICATION	QTY	UNIT PKG FOR DIST	P M C	APPLIED MODEL	APPLIED DATE	ICA NF	FORMER PART NO.	K D	REMARK
N		1 01	58610-04H00	CYLINDER ASSY-TILT		02	1		PNEU	0486-				
N		02	-04H01		F/2W-450/445F	02	1		OP:PNEU	0486-				
N		03	-04H01		F/2W-500/495F	02	1		OP:PNEU	0486-				
N		04	-04H01		F/3F	02	1		OP:PNEU	0486-				
N		2 01	58630-04H00	ROD-PISTON		01	1		PNEU	0486-				
N		3 01	58623-00H00	BUSH		01	1		PNEU	0486-				
N		4 01	58276-L0801	U RING		01	2		PNEU	0486-				
N		5 01	58625-00H00	PACKING-HEAD		01	1		PNEU	0486-				
N		6 01	E8223-F0940	RING-SNAP		01	1		PNEU	0486-				
N		7 01	58622-00H00	RING-WIPER		01	1		PNEU	0486-				
N		8 01	58142-L0800	O RING		02	1		PNEU	0486-				
N		9 01	58633-L9001	RING-BACK UP		02	1		PNEU	0486-				
N		10 01	58123-L1100	O RING		01	1		PNEU	0486-				
N		11 01	58616-00H00	BUSH-PIVOT PIN		01	1		PNEU	0486-				
N		12 01	08194-4501A	BOLT-HEX		01	1		PNEU	0486-				
N		13 01	08915-1441A	WASHER-SPRING		01	10		PNEU	0486-				
N		14 01	08911-6441A	NUT-HEX		01	10		PNEU	0486-				
N		15 01	58616-L5000	BUSH-PIVOT PIN		01	1		PNEU	0486-				
N		16 01	58645-20H00	NIPPLE-GREASE		01	1		PNEU	0486-				
N		17 01	58699-00H00	PACKING KIT-TILT CYLINDER		01	1		PNEU	0486-				
N		18 01	58276-L0801	U RING		01	2		PNEU	0486-				

FICHE

3-B16

CILINDRO DE INCLINACION

CYLINDRE D'INCLINAISON

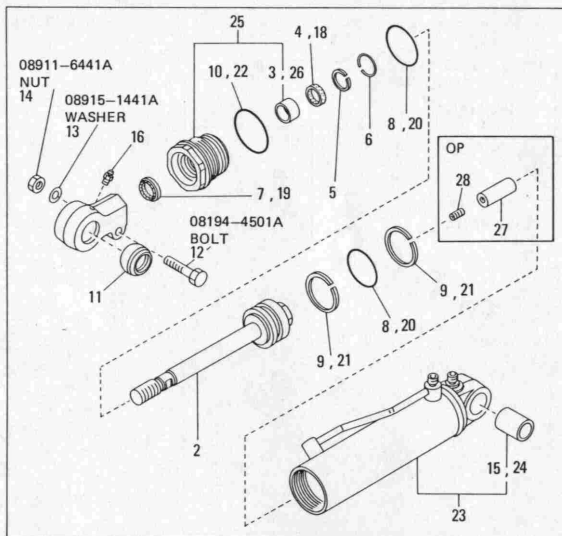
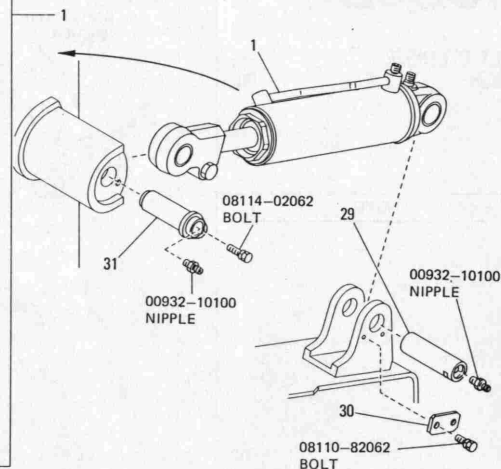
KIPPZYLINDER

سلندر التعلیق

SECTION NO.

B F 586A-2TILT CYLINDER
-PNEU-

NOTE

NOTE: KEY NO. 17 PACKING KIT-TILT CYLINDER
INCLUDES KEY NO. 4, 7~10, 18~22

N C	S	KEY NO.	PART NUMBER	PART NAME	SPECIFICATION	QTY	UNIT PKG. FOR DIST.	P M C	APPLIED MODEL	APPLIED DATE	ICA NF	FORMER PART NO.	K D	REMARK
N		19 01	58622-00H00	RING-WIPER		01			PNEU	0486-				
N		20 01	58142-L0800	O RING		02	1		PNEU	0486-				
N		21 01	58633-L9001	RING-BACK UP		02			PNEU	0486-				
N		22 01	58123-L1100	O RING		01	1		PNEU	0486-				
N		23 01	58617-04H00	TUBE ASSY-TILT CYLINDER		01			PNEU	0486-				
N		24 01	58616-L5000	BUSH-PIVOT PIN		01	1		PNEU	0486-				
N		25 01	58619-00H00	HEAD ASSY-CYLINDER		01			PNEU	0486-				
N		26 01	58623-00H00	BUSH		01			PNEU	0486-				
N		27 01	58661-04H00	SPACER-REAR		01			OP:PNEU	0486-				
N		28 01	58662-00H00	SCREW SET		01			OP:PNEU	0486-				
N		29 01	58650-00H02	PIN-PIVOT		02	1		PNEU	0486-				
N		30 01	58670-L1100	KEY-PLATE		02	1		PNEU	0486-				
N		31 01	58650-00H01	PIN-PIVOT		02	1		PNEU	0486-				

FICHE

3-C2

CILINDRO DE INCLINACION

CYLINDRE D'INCLINAISON

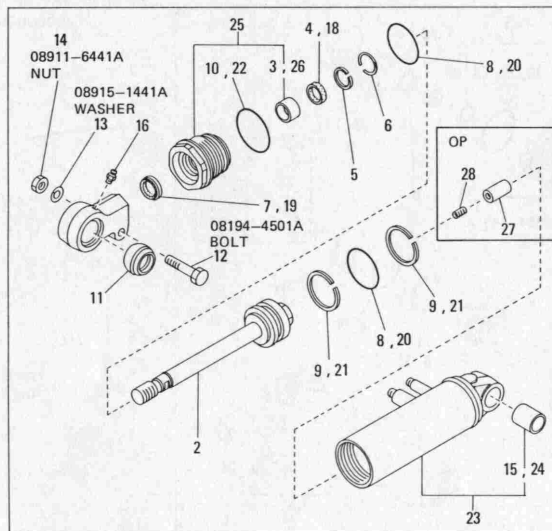
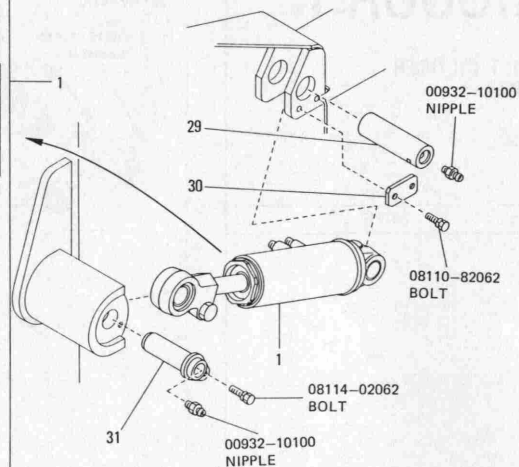
KIPPZYLINDER

سلندر التيليق

SECTION NO.

B F 586B-1**TILT CYLINDER
-CUSH-**

NOTE

NOTE: KEY NO. 17 PACKING KIT-TILT CYLINDER
INCLUDES KEY NO. 4, 7~10, 18~22

N C	S	KEY NO.	PART NUMBER	PART NAME	SPECIFICATION	QTY	LMT PKG FOR DIST	P M C	APPLIED MODEL	APPLIED DATE	ICA NF	FORMER PART NO.	K D	REMARK
N		1	01	58610-00H00	CYLINDER ASSY-TILT	02			CUSH	0486-				
N			02	-00H01	F/2W-450/445F	02			OP: CUSH	0486-				
N			03	-00H01	F/2W-500/495F	02			OP: CUSH	0486-				
N			04	-00H01	F/3F	02			OP: CUSH	0486-				
N		2	01	58630-00H00	ROD-PISTON	01			CUSH	0486-				
N		3	01	58623-00H00	BUSH	01			CUSH	0486-				
N		4	01	58276-L0801	U RING	01	2		CUSH	0486-				
N		5	01	58625-00H00	PACKING-HEAD	01			CUSH	0486-				
N		6	01	E8223-F0940	RING-SNAP	01	1		CUSH	0486-				
N		7	01	58622-00H00	RING-WIPER	01			CUSH	0486-				
N		8	01	58142-L0800	O RING	02	1		CUSH	0486-				
N		9	01	58633-L9001	RING-BACK UP	02			CUSH	0486-				
N		10	01	58123-L1100	O RING	01	1		CUSH	0486-				
N		11	01	58616-00H00	BUSH-PIVOT PIN	01			CUSH	0486-				
N		12	01	08194-4501A	BOLT-HEX	01			CUSH	0486-				
N		13	01	08915-1441A	WASHER-SPRING	01	10		CUSH	0486-				
N		14	01	08911-6441A	NUT-HEX	01	10		CUSH	0486-				
N		15	01	58616-L5000	BUSH-PIVOT PIN	01	1		CUSH	0486-				
N		16	01	58645-20H00	NIPPLE-GREASE	01			CUSH	0486-				
N		17	01	58699-00H00	PACKING KIT-TILT CYLINDER	01			CUSH	0486-				
N		18	01	58276-L0801	U RING	01	2		CUSH	0486-				

FICHE

3-C3

CILINDRO DE INCLINACION

CYLINDRE D'INCLINAISON

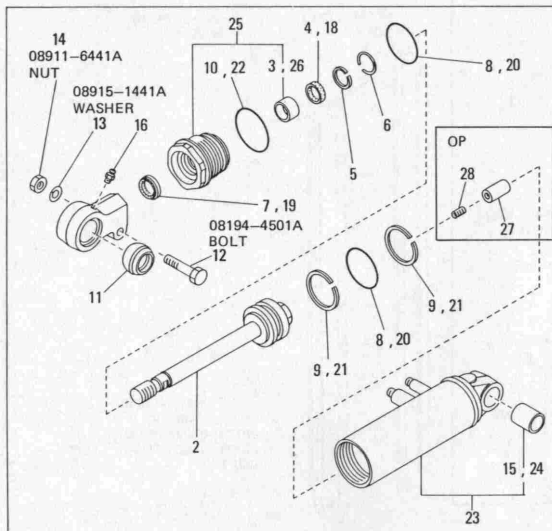
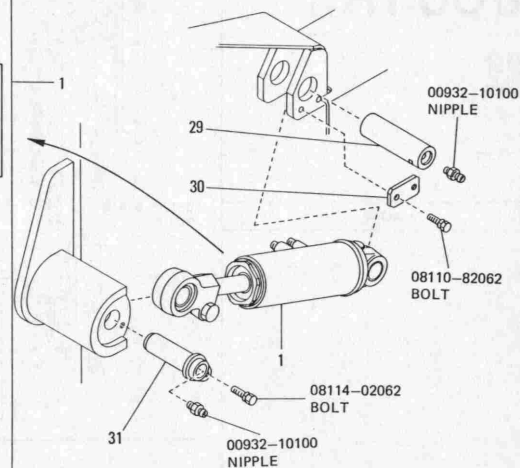
KIPPZYLINDER

سندر التعلیق

SECTION NO.

B F 586B-2TILT CYLINDER
-CUSH-

NOTE

NOTE: KEY NO. 17 PACKING KIT-TILT CYLINDER
INCLUDES KEY NO. 4, 7~10, 18~22

N C	S	KEY NO.	PART NUMBER	PART NAME	SPECIFICATION	QTY	UNIT PKG. FOR DIST	P M C	APPLIED MODEL	APPLIED DATE	ICA NF	FORMER PART NO.	K D	REMARK
N		19 01	58622-00H00	RING-WIPER		01			CUSH	0486-				
N		20 01	58142-L0800	O RING		02	1		CUSH	0486-				
N		21 01	58633-L9001	RING-BACK UP		02			CUSH	0486-				
N		22 01	58123-L1100	O RING		01	1		CUSH	0486-				
N		23 01	58617-00H00	TUBE ASSY-TILT CYLINDER		01			CUSH	0486-				
N		24 01	58616-L5000	BUSH-PIVOT PIN		01	1		CUSH	0486-				
N		25 01	58619-00H00	HEAD ASSY-CYLINDER		01			CUSH	0486-				
N		26 01	58623-00H00	BUSH		01			CUSH	0486-				
N		27 01	58661-00H00	SPACER-REAR		01			OP: CUSH	0486-				
N		28 01	58662-00H00	SCREW SET		01			OP: CUSH	0486-				
N		29 01	58650-00H02	PIN-PIVOT		02	1		CUSH	0486-				
N		30 01	58670-L1100	KEY-PLATE		02	1		CUSH	0486-				
N		31 01	58650-00H01	PIN-PIVOT		02	1		CUSH	0486-				

FICHE

3-C4

SECTION NO.

B F 591A-1MAST
-2W-

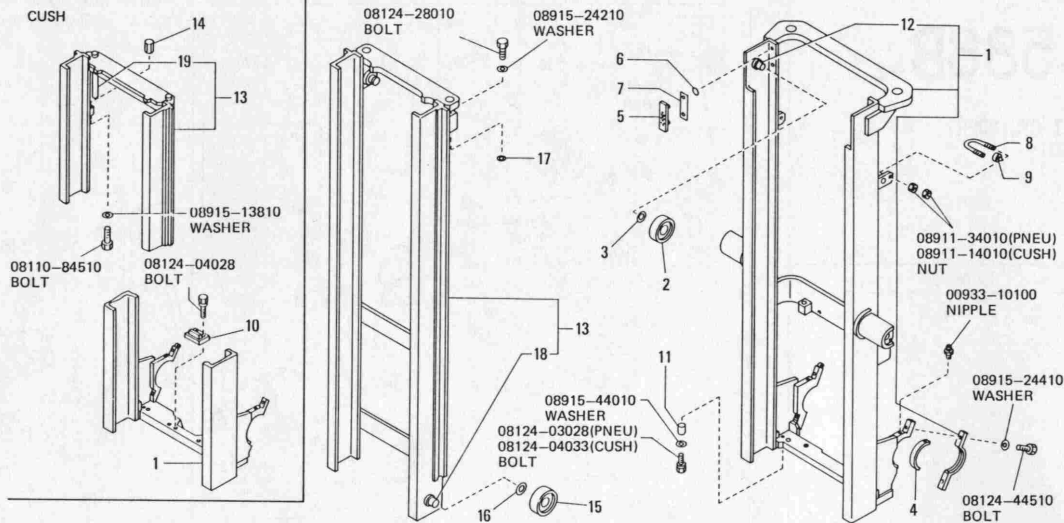
NOTE

MASTIL

MAT

HUBMAST

صاری



N/C	s	KEY NO.	PART NUMBER	PART NAME	SPECIFICATION	QTY	UNIT PKG. FOR DIST.	P M C	APPLIED MODEL	APPLIED DATE	ICA NF	FORMER PART NO.	K D	REMARK
N		1 01	59110-00H00	MAST ASSY-OUTER		01			CUSH>330F	0486-				
N		02	-00H01			01			CUSH>208F	0486-				
N		03	-00H02			01			CUSH>250F	0486-				
N		04	-00H03			01			CUSH>270F	0486-				
N		05	-00H04			01			CUSH>300F	0486-				
N		06	-00H05			01			CUSH>350F	0486-				
N		07	-00H06			01			CUSH>370F	0486-				
N		08	-00H07			01			CUSH>400F	0486-				
N		09	-00H08			01			CUSH>450F	0486-				
N		10	-00H09			01			CUSH>500F	0486-				
N		11	-03H00			01			2W>300F	0486-				
N		12	-03H01			01			2W>208F	0486-				
N		13	-03H02			01			2W>250F	0486-				
N		14	-03H03			01			2W>270F	0486-				
N		15	-03H04			01			2W>330F	0486-				
N		16	-03H05			01			2W>350F	0486-				
N		17	-03H06			01			2W>370F	0486-				
N		18	-03H07			01			2W>400F	0486-				
N		19	-03H08			01			2W>450F	0486-				
N		20	-03H09			01			2W>500F	0486-				
N		21	59111-03H00		F/ATCH F/CONT VLVX3	01			OP: 2W>300F	0486-				

H01

(PUB.NO. C-F100U)

591A -1

REVISED: APRIL

1986

FICHE

3-C5

SECTION NO.

B F 591A-2

**MAST
-2W-**

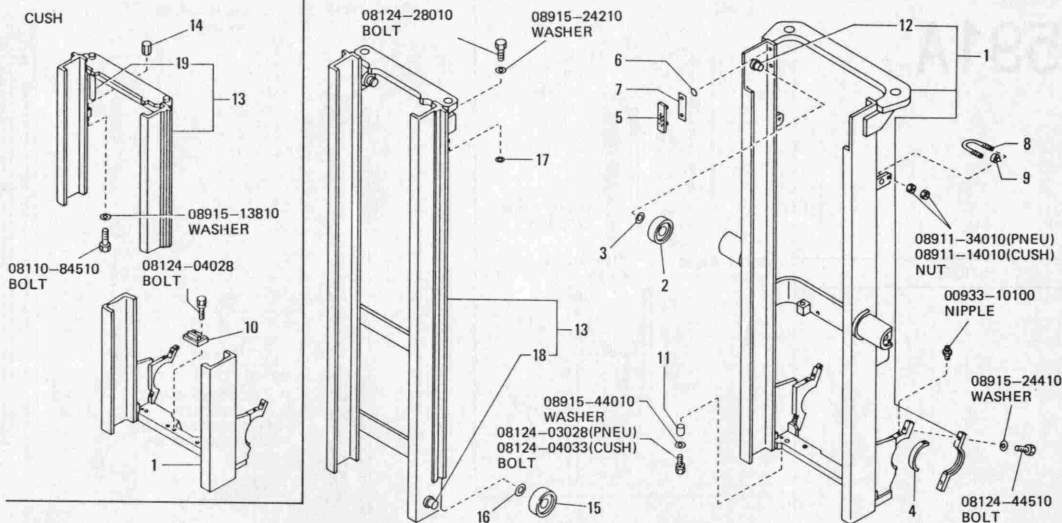
NOTE

MASTIL

MAT

HUBMAST

ماری



N	s	KEY NO.	PART NUMBER	PART NAME	SPECIFICATION	QTY	UNT PKG FOR DIST	P M C	APPLIED MODEL	APPLIED DATE	ICA NF	FORMER PART NO.	K D	REMARK
N		1	22	59111-03H00	MAST ASSY-OUTER	F/ATCH F/CONT VLX4	01		OP: 2W>300F	0486-				
N			23	-03H01		F/ATCH F/CONT VLX3	01		OP: 2W>208F	0486-				
N			24	-03H01		F/ATCH F/CONT VLX4	01		OP: 2W>208F	0486-				
N			25	-03H02		F/ATCH F/CONT VLX3	01		OP: 2W>250F	0486-				
N			26	-03H02		F/ATCH F/CONT VLX4	01		OP: 2W>250F	0486-				
N			27	-03H03		F/ATCH F/CONT VLX3	01		OP: 2W>270F	0486-				
N			28	-03H03		F/ATCH F/CONT VLX4	01		OP: 2W>270F	0486-				
N			29	-03H04		F/ATCH F/CONT VLX3	01		OP: 2W>330F	0486-				
N			30	-03H04		F/ATCH F/CONT VLX4	01		OP: 2W>330F	0486-				
N			31	-03H05		F/ATCH F/CONT VLX3	01		OP: 2W>350F	0486-				
N			32	-03H05		F/ATCH F/CONT VLX4	01		OP: 2W>350F	0486-				
N			33	-03H06		F/ATCH F/CONT VLX3	01		OP: 2W>370F	0486-				
N			34	-03H06		F/ATCH F/CONT VLX4	01		OP: 2W>370F	0486-				
N			35	-03H07		F/ATCH F/CONT VLX3	01		OP: 2W>400F	0486-				
N			36	-03H07		F/ATCH F/CONT VLX4	01		OP: 2W>400F	0486-				
N			37	-03H08		F/ATCH F/CONT VLX3	01		OP: 2W>450F	0486-				
N			38	-03H08		F/ATCH F/CONT VLX4	01		OP: 2W>450F	0486-				
N			39	-03H09		F/ATCH F/CONT VLX3	01		OP: 2W>500F	0486-				
N			40	-03H09		F/ATCH F/CONT VLX4	01		OP: 2W>500F	0486-				
N		2	01	59117-01H00	ROLLER-LIFT	D=94	02	1	CUSH	0486-				
N			02	-00H00		D=97	02	1	2W	0486-				

FICHE

3-C6

SECTION NO.

B F 591A-3MAST
-2W-

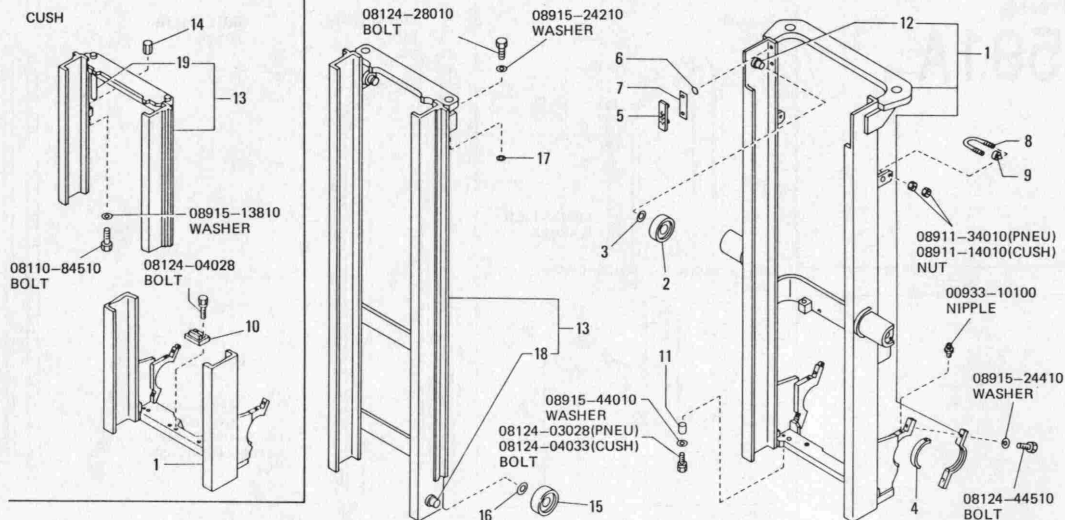
NOTE

MASTIL

MAT

HUBMAST

ساری



N C	S	KEY NO.	PART NUMBER	PART NAME	SPECIFICATION	QTY	UNIT PKG. FOR DIST	P M C	APPLIED MODEL	APPLIED DATE	ICA NF	FORMER PART NO.	K D	REMARK
N		3 01	59118-10H00	SHIM-LIFT ROLLER	T=1.0	AR	1		2W CUSH	0486-				
N		02	-10H01		T=0.5	AR	1		2W CUSH	0486-				
N		03	-10H02		T=0.25	AR	1		2W CUSH	0486-				
N		4 01	59151-10H00	BUSH-MAST SUPPORT		02	1		2W CUSH	0486-				
N		5 01	59154-00H00	METAL-BACK UP		02			CUSH	0486-				
N		02	-L1100			02	2		2W	0486-				
N		6 01	59156-L1100	O RING		04	2		2W CUSH	0486-				
N		7 01	59155-L1100	SHIM-BACK UP METAL		AR	2		2W CUSH	0486-				
N		02	-L1110			AR	2		2W CUSH	0486-				
N		03	-00H00			04			CUSH	0486-				
N		8 01	58583-24H00	BOLT-U		02			2W CUSH	0486-		⇒ 58583-10H01		
N		9 01	74616-34900	SEAT-CYLINDER CLAMP		02	5		2W CUSH	0486-				
N		10 01	59159-10H01	STOPPER-RUBBER		02			CUSH	0486-				
N		11 01	69394-L1100	SPACER-LIFT CYLINDER		02	1		CUSH	0486-				

FICHE

3-C7

SECTION NO.

B F 591A-4**MAST
-2W-**

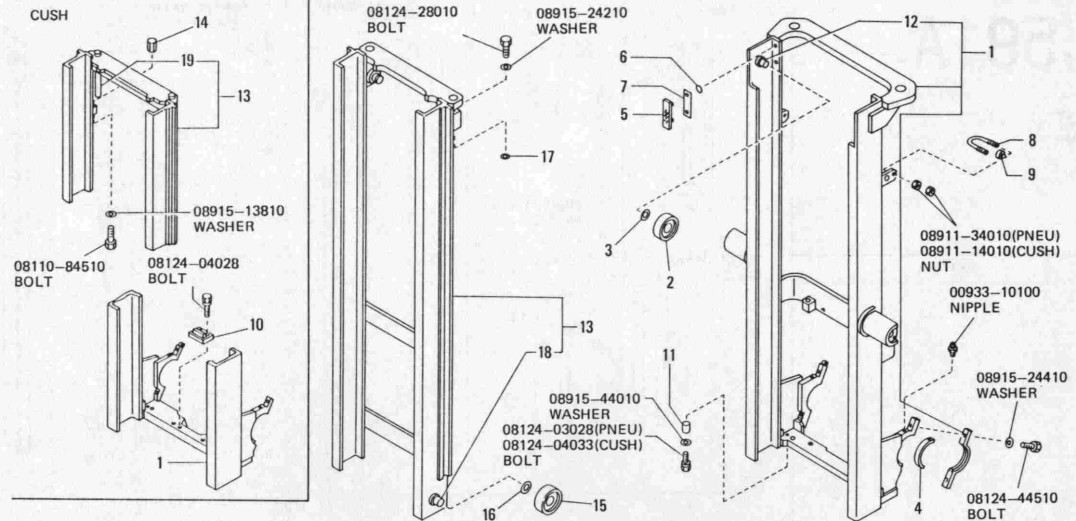
NOTE

MASTIL

MAT

HUBMAST

ماری



N C	S	KEY NO.	PART NUMBER	PART NAME	SPECIFICATION	QTY	UNIT PKGS FOR DIST	P M C	APPLIED MODEL	APPLIED DATE	ICA NF	FORMER PART NO.	K D	REMARK
N		11 02	58572-04H00	SPACER-LIFT CYLINDER		02	1		2W	0486-				
N		12 01	59116-10H00	SHAFT-LIFT ROLLER		02			2W CUSH	0486-				
N		13 01	59210-00H00	MAST ASSY-INNER		01			CUSH>330F	0486-				
N		02	-00H01			01			CUSH>208F	0486-				
N		03	-00H02			01			CUSH>250F	0486-				
N		04	-00H03			01			CUSH>270F	0486-				
N		05	-00H04			01			CUSH>300F	0486-				
N		06	-00H05			01			CUSH>350F	0486-				
N		07	-00H06			01			CUSH>370F	0486-				
N		08	-00H07			01			CUSH>400F	0486-				
N		09	-00H08			01			CUSH>450F	0486-				
N		10	-00H09			01			CUSH>500F	0486-				
N		11	-03H00			01			2W>300F	0486-				
N		12	-03H01			01			2W>208F	0486-				
N		13	-03H02			01			2W>250F	0486-				
N		14	-03H03			01			2W>270F	0486-				
N		15	-03H04			01			2W>330F	0486-				
N		16	-03H05			01			2W>350F	0486-				
N		17	-03H06			01			2W>370F	0486-				
N		18	-03H07			01			2W>400F	0486-				

FICHE

3-C8

SECTION NO.

B F 591A-5MAST
-2W-

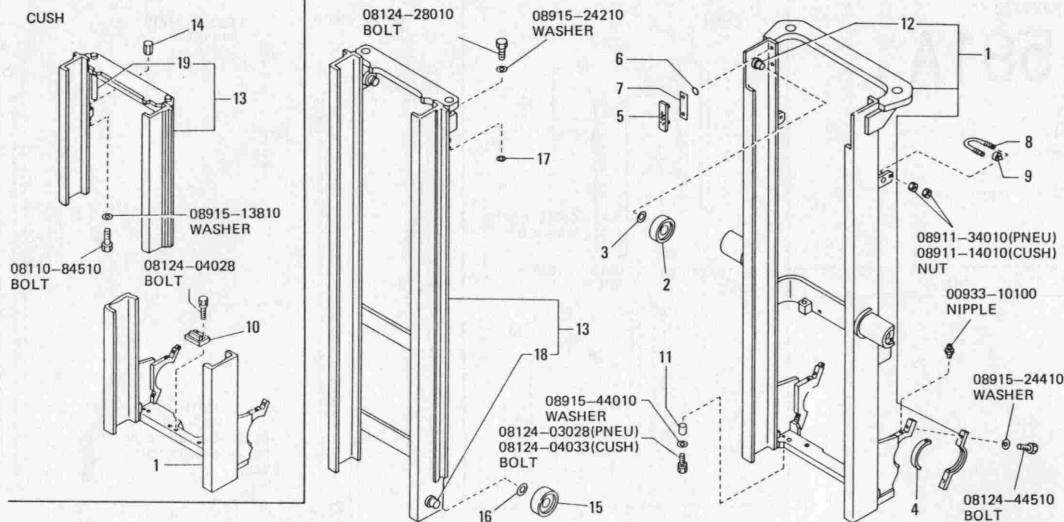
NOTE

MASTIL

MAT

HUBMAST

صاری



N C	s	KEY NO.	PART NUMBER	PART NAME	SPECIFICATION	QTY	UNIT PKG. FOR DIST	P M C	APPLIED MODEL	APPLIED DATE	IGA NF	FORMER PART NO.	K D	REMARK
N		13	59210-03H08	MAST ASSY-INNER		01			2W>450F	0486-				
N		20	-03H09			01			2W>500F	0486-				
N		21	59211-03H00		F/ATCH F/CONT VLVX3	01			OP: 2W>300F	0486-				
N		22	-03H00		F/ATCH F/CONT VLVX4	01			OP: 2W>300F	0486-				
N		23	-03H01		F/ATCH F/CONT VLVX3	01			OP: 2W>208F	0486-				
N		24	-03H01		F/ATCH F/CONT VLVX4	01			OP: 2W>208F	0486-				
N		25	-03H02		F/ATCH F/CONT VLVX3	01			OP: 2W>250F	0486-				
N		26	-03H02		F/ATCH F/CONT VLVX4	01			OP: 2W>250F	0486-				
N		27	-03H03		F/ATCH F/CONT VLVX3	01			OP: 2W>270F	0486-				
N		28	-03H03		F/ATCH F/CONT VLVX4	01			OP: 2W>270F	0486-				
N		29	-03H04		F/ATCH F/CONT VLVX3	01			OP: 2W>330F	0486-				
N		30	-03H04		F/ATCH F/CONT VLVX4	01			OP: 2W>330F	0486-				
N		31	-03H05		F/ATCH F/CONT VLVX3	01			OP: 2W>350F	0486-				
N		32	-03H05		F/ATCH F/CONT VLVX4	01			OP: 2W>350F	0486-				
N		33	-03H06		F/ATCH F/CONT VLVX3	01			OP: 2W>370F	0486-				
N		34	-03H06		F/ATCH F/CONT VLVX4	01			OP: 2W>370F	0486-				
N		35	-03H07		F/ATCH F/CONT VLVX3	01			OP: 2W>400F	0486-				
N		36	-03H07		F/ATCH F/CONT VLVX4	01			OP: 2W>400F	0486-				
N		37	-03H08		F/ATCH F/CONT VLVX3	01			OP: 2W>450F	0486-				
N		38	-03H08		F/ATCH F/CONT VLVX4	01			OP: 2W>450F	0486-				
N		39	-03H09		F/ATCH F/CONT VLVX3	01			OP: 2W>500F	0486-				

FICHE

3-C9

SECTION NO.

B F 591A-6

**MAST
-2W-**

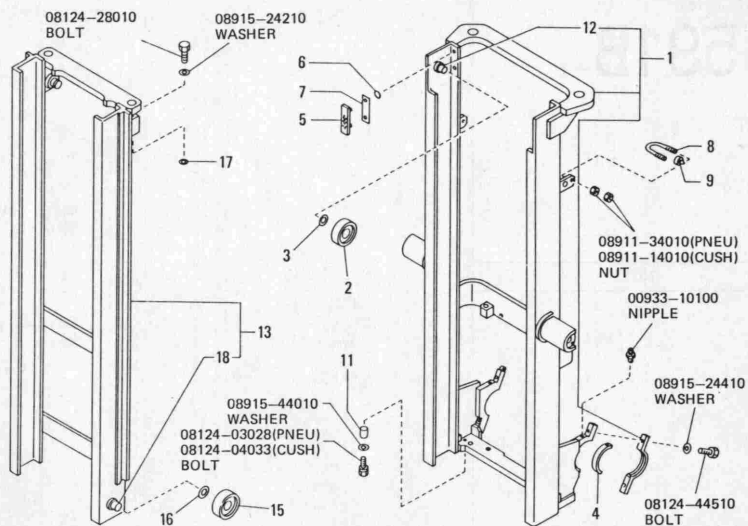
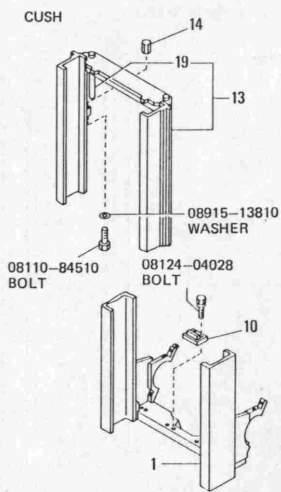
MASTIL

MAT

HUBMAST

ماری

NOTE



N	S	KEY NO.	PART NUMBER	PART NAME	SPECIFICATION	QTY	UNIT PKG. FOR DIST.	P M C	APPLIED MODEL	APPLIED DATE	ICA NF	FORMER PART NO.	K D	REMARK
N		13 40	59211-03H09	MAST ASSY-INNER	F/ATCH F/CONT VLVX4	01			0P:2W>500F	0486-				
N		14 01	59277-10H00	STOPPER-MAST HEAD		02	1		CUSH	0486-				
N		15 01	59117-00H10	ROLLER-LIFT	D=105	02	1		2W CUSH	0486-				
N		16 01	59118-10H00	SHIM-LIFT ROLLER	T=1.0	AR	1		2W CUSH	0486-				
N		02	-10H01		T=0.5	AR	1		2W CUSH	0486-				
N		03	-10H02		T=0.25	AR	1		2W CUSH	0486-				
N		17 01	58573-L2500	SHIM-LIFT CYLINDER	T=1.0	AR	1		2W	0486-				
N		18 01	59116-10H00	SHAFT-LIFT ROLLER		02			2W CUSH	0486-				
N		19 01	59225-00H00	BAR-GUIDE		02			CUSH	0486-				

FICHE

3-C10

MASTIL

MAT

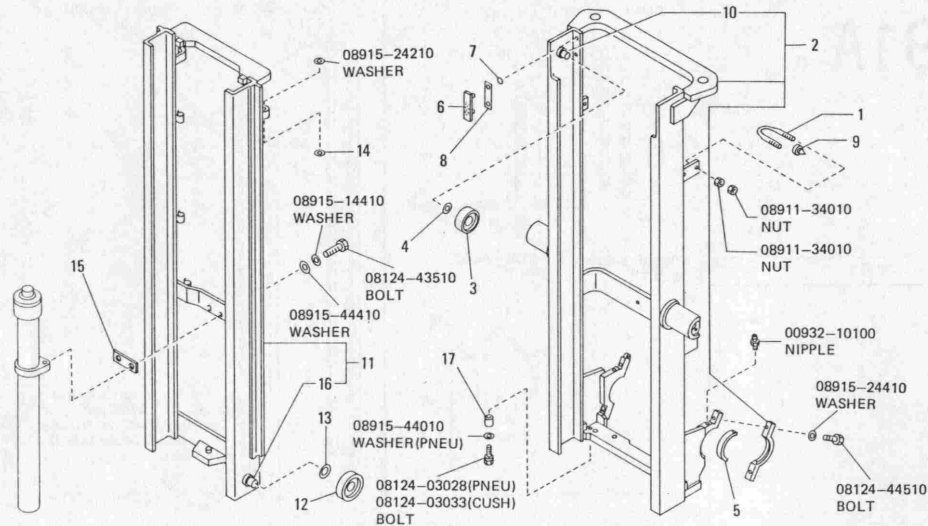
HUBMAST

صاری

SECTION NO.

B F 591B-1MAST
-2F-

NOTE



N C	s	KEY NO.	PART NUMBER	PART NAME	SPECIFICATION	QTY	UNIT PKG FOR DISC	P M C	APPLIED MODEL	APPLIED DATE	ICA NF	FORMER PART NO.	K D	REMARK
N		1 01	58583-24H00	BOLT-U		02				0486-	⇒	58583-10H01		
N		2 01	59110-04H00	MAST ASSY-OUTER		01			PNEU>300F	0486-				
N		02	-04H01			01			PNEU>208F	0486-				
N		03	-04H02			01			PNEU>250F	0486-				
N		04	-04H03			01			PNEU>270F	0486-				
N		05	-04H04			01			PNEU>330F	0486-				
N		06	-04H05			01			PNEU>350F	0486-				
N		07	-04H06			01			PNEU>370F	0486-				
N		08	-04H07			01			PNEU>400F	0486-				
N		3 01	59117-00H00	ROLLER-LIFT	D=97	02	1		PNEU	0486-				
N		4 01	59118-10H00	SHIM-LIFT ROLLER	T=1.0	AR	1		PNEU	0486-				
N		02	-10H01		T=0.5	AR	1		PNEU	0486-				
N		03	-10H02		T=0.25	AR	1		PNEU	0486-				
N		5 01	59151-10H00	BUSH-MAST SUPPORT		02	1		PNEU	0486-				
N		6 01	59154-L1100	METAL-BACK UP		02	2		PNEU	0486-				
N		7 01	59156-L1100	O RING		04	2		PNEU	0486-				
N		8 01	59155-L1100	SHIM-BACK UP METAL	T=1.0	AR	2		PNEU	0486-				
N		02	-L1110		T=0.5	AR	2		PNEU	0486-				
N		9 01	74616-34900	SEAT-CYLINDER CLAMP		01	1		PNEU	0486-				
N		10 01	59116-10H00	SHAFT-LIFT ROLLER		02			PNEU	0486-				
N		11 01	59210-04H00	MAST ASSY-INNER		01			PNEU>300F	0486-				

FICHE

3-C11

MASTIL

MAT

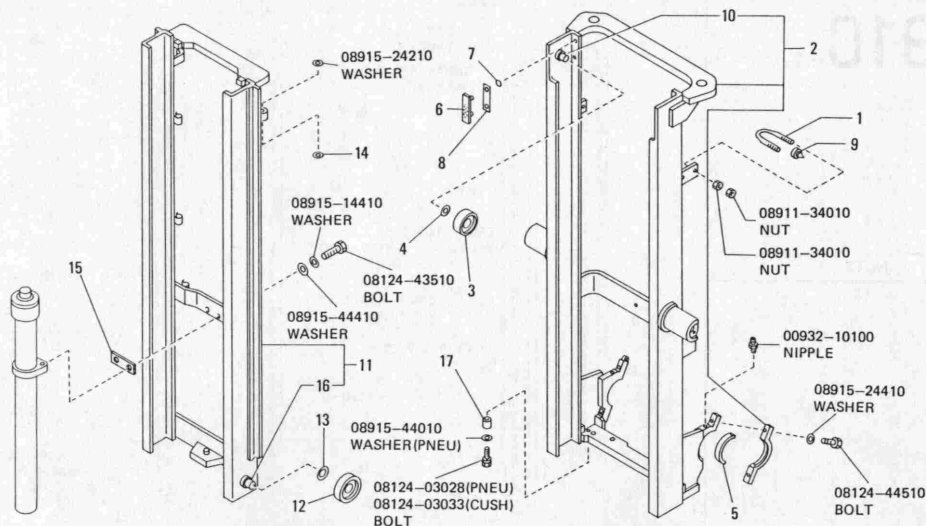
HUBMAST

ماری

SECTION NO.

B F 591B-2MAST
-2F-

NOTE



N C	S	KEY NO.	PART NUMBER	PART NAME	SPECIFICATION	QTY	UNIT PKG FOR DIST	P M C	APPLIED MODEL	APPLIED DATE	ICA NF	FORMER PART NO.	K D	REMARK
N		11 02	59210-04H01	MAST ASSY-INNER		01			PNEU>208F	0486-				
N		03	-04H02			01			PNEU>250F	0486-				
N		04	-04H03			01			PNEU>270F	0486-				
N		05	-04H04			01			PNEU>330F	0486-				
N		06	-04H05			01			PNEU>350F	0486-				
N		07	-04H06			01			PNEU>370F	0486-				
N		08	-04H07			01			PNEU>400F	0486-				
N		12 01	59117-00H10	ROLLER-LIFT		02	1		PNEU	0486-				
N		13 01	59118-10H00	SHIM-LIFT ROLLER	T=1.0	AR	1		PNEU	0486-				
N		02	-10H01		T=0.5	AR	1		PNEU	0486-				
N		03	-10H02		T=0.25	AR	1		PNEU	0486-				
N		14 01	58573-L2500	SHIM-LIFT CYLINDER	T=1.0	AR	1		PNEU	0486-				
N		15 01	58568-L7400	SHIM-LIFT CYLINDER	T=1.0	AR	1		PNEU	0486-				
N		16 01	59116-10H00	SHAFT-LIFT ROLLER		02			PNEU	0486-				
N		17 01	58572-04H00	SPACER-LIFT CYLINDER		01			PNEU	0486-				

FICHE

3-C13

SECTION NO.

B F 591C-2MAST
-3F-

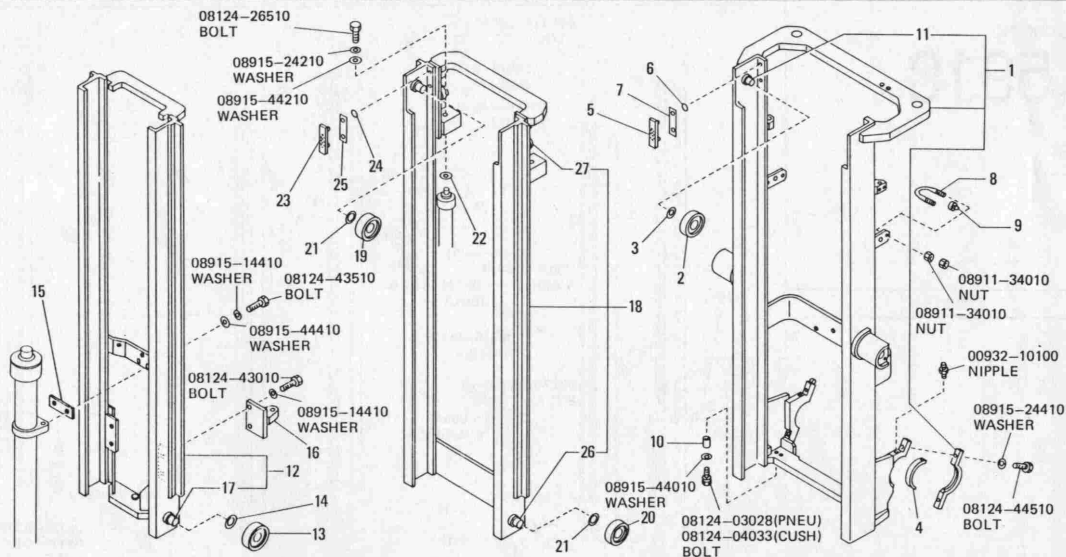
NOTE

MASTIL

MAT

HUBMAST

ماری



N C	S	KEY NO.	PART NUMBER	PART NAME	SPECIFICATION	QTY	UNIT PKG. PUR.DIST.	P M C	APPLIED MODEL	APPLIED DATE	ICA NF	FORMER PART NO.	K D	REMARK
N		5 01	59154-L1100	METAL-BACK UP		02	2			0486-				
N		6 01	59156-L1100	O RING		04	2			0486-				
N		7 01	59155-L1100	SHIM-BACK UP METAL		AR	2			0486-				
N		02	-L1110			AR	2			0486-				
N		8 01	58583-24H00	BOLT-U		02	2			0486-		⇒ 58583-10H01		
N		9 01	74616-34900	SEAT-CYLINDER CLAMP		02	5			0486-				
N		10 01	69394-L1100	SPACER-LIFT CYLINDER		02	1		CUSH	0486-				
N		02	58572-04H00			02	1		PNEU	0486-				
N		11 01	59116-10H00	SHAFT-LIFT ROLLER		02	2			0486-				
N		12 01	59210-02H00	MAST ASSY-INNER		01	1		385F	0486-				
N		02	-02H01			01	1		430F	0486-				
N		03	-02H02			01	1		475F	0486-				
N		04	-02H03			01	1		515F	0486-				
N		05	-02H04			01	1		550F	0486-				
N		06	-02H05			01	1		600F	0486-				
N		07	-02H06			01	1		650F	0486-				
N		08	-02H07			01	1		700F	0486-				
N		13 01	59117-00H00	ROLLER-LIFT		02	1			0486-				
N		14 01	59118-10H00	SHIM-LIFT ROLLER	T=1.0	AR	1			0486-				
N		02	-10H01		T=0.5	AR	1			0486-				
N		03	-10H02		T=0.25	AR	1			0486-				

FIGHE

3-C15

SECTION NO.

B F 591C-4

MAST
-3F-

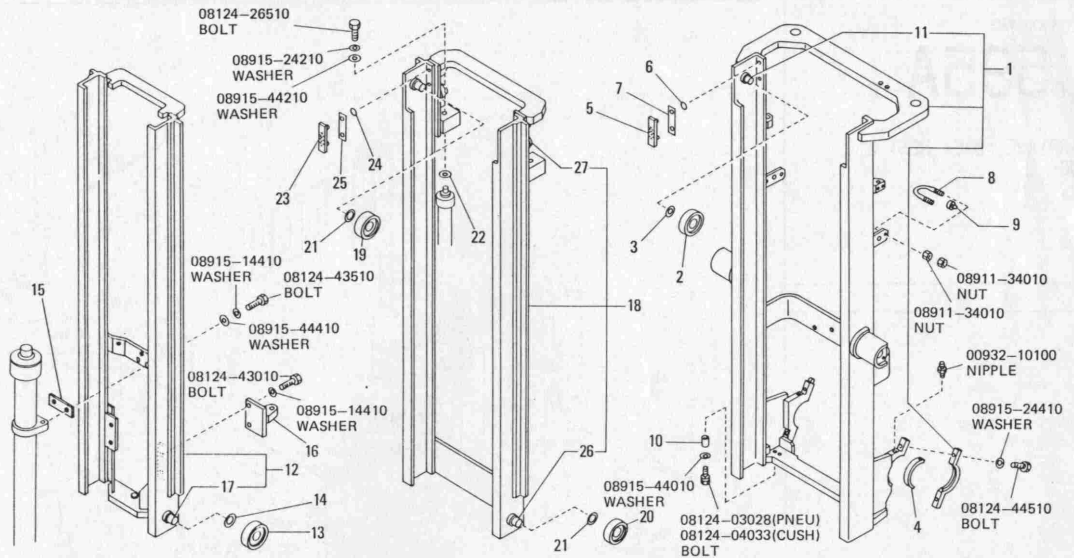
MASTIL

MAT

HUBMAST

ماری

NOTE



N C	S	KEY NO.	PART NUMBER	PART NAME	SPECIFICATION	QTY	UNIT PKG FOR DIST	P M C	APPLIED MODEL	APPLIED DATE	ICA NF	FORMER PART NO.	K D	REMARK
N		25 02	59155-L1110	SHIM-BACK UP METAL	T=0.5	AR		2		0486-				
N		26 01	59116-10H00	SHAFT-LIFT ROLLER		02				0486-				
N		27 01	58565-L4900	SHAFT-CHAIN WHEEL		02				0486-				

FICHE

3-C16PORTADOR, RESPALDO Y
HORQUILLA

SUPPORT, APPUI ET FORCHE

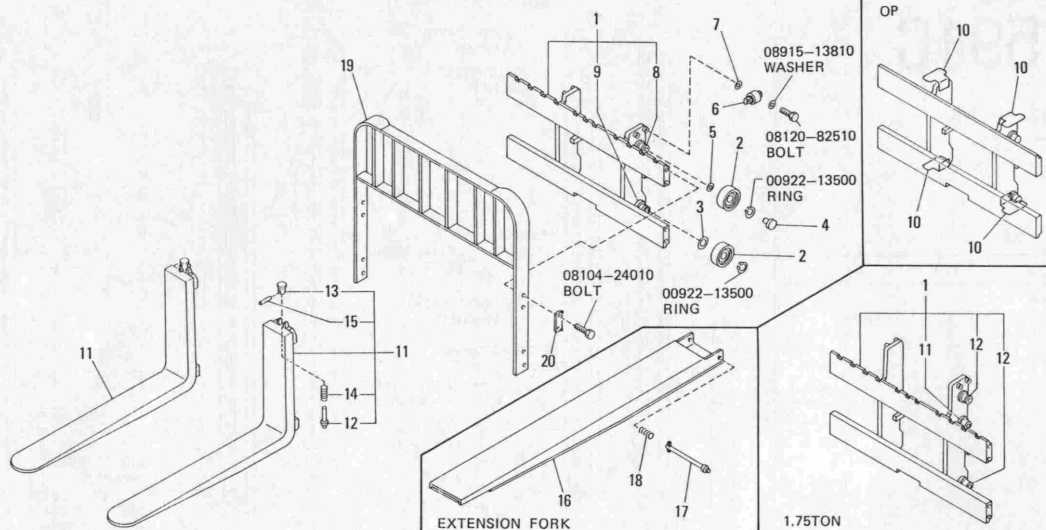
AUFBAU, RÜCKSTÜTZE &
GABEL

عربة ، مسند ظهر وشوكة

SECTION NO.

B F 595A-1CARRIAGE, BACK REST &
FORK
-2W-

NOTE



N C	S	KEY NO.	PART NUMBER	PART NAME	SPECIFICATION	QTY	UNIT PKG. FOR DIST.	P M C	APPLIED MODEL	APPLIED DATE	ICA NF	FORMER PART NO.	K D	REMARK
N		1 01	59510-00H00	BRACKET ASSY-CARRIAGE		01			CUSH>1K	0486-				
N		02	-00H01		F/EXPORT F/GER	01			OP:CUSH>1K	0486-				
N		03	-00H01		F/ROLLER CVR	01			OP:CUSH>1K	0486-				
N		04	-00H10			01			CUSH>1.75TON	0486-				
N		05	-00H11		F/EXPORT F/GER	01			OP:CUSH>1.75TON	0486-				
N		06	-00H11		F/ROLLER CVR	01			OP:CUSH>1.75TON	0486-				
N		07	-03H02			01			2W>1K	0486-				
N		08	-03H03		F/EXPORT F/GER	01			OP:2W>1K	0486-				
N		09	-03H03		F/ROLLER CVR	01			OP:2W>1K	0486-				
N		10	-03H04		F/CARR-WIDE	01			OP:2W>1K	0486-				
N		11	-03H05		F/CARR-WIDE+EXPORT F/GER	01			OP:2W>1K	0486-				
N		12	-03H05		F/CARR-WIDE+ROLLER CVR	01			OP:2W>1K	0486-				
N		13	-03H12			01			2W>1.75TON	0486-				
N		14	-03H13		F/EXPORT F/GER	01			OP:2W>1.75TON	0486-				
N		15	-03H13		F/ROLLER CVR	01			OP:2W>1.75TON	0486-				
N		16	-03H14		F/CARR-WIDE	01			OP:2W>1.75TON	0486-				
N		17	-03H15		F/CARR-WIDE+EXPORT F/GER	01			OP:2W>1.75TON	0486-				
N		18	-03H15		F/CARR-WIDE+ROLLER CVR	01			OP:2W>1.75TON	0486-				

FICHE

3-D2PORTADOR, RESPALDO Y
HORQUILLA

SUPPORT, APPUI ET FORCHE

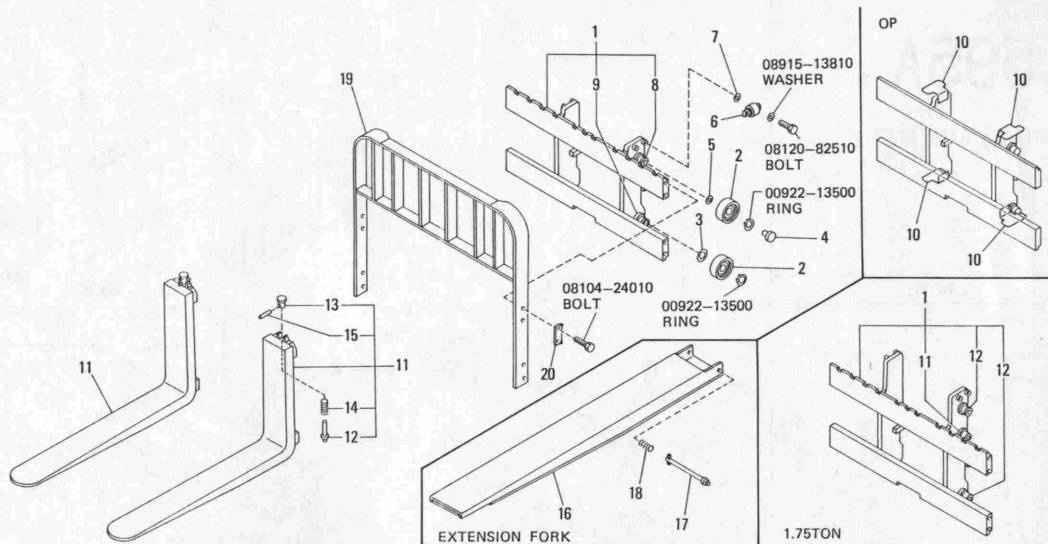
AUFBAU, RÜCKSTÜTZE &
GABEL

عربة ، مسند ظهر وشوكة

SECTION NO.

B F 595A-2CARRIAGE, BACK REST &
FORK
-2W-

NOTE



N C	S	KEY NO.	PART NUMBER	PART NAME	SPECIFICATION	QTY	UNIT PKG. FOR DIST	P M C	APPLIED MODEL	APPLIED DATE	ICA NF	FORMER PART NO.	K D	REMARK
N		2 01	59117-01H00	ROLLER-LIFT	D=94	04	1		CUSH>1K	0486-				
N		02	-01H00		D=94	06	1		CUSH>1.75TON	0486-				
N		03	-00H00		D=97	04	1		2W>1K	0486-				
N		04	-00H00		D=97	06	1		2W>1.75TON	0486-				
N		3 01	59118-10H00	SHIM-LIFT ROLLER	T=1.0	AR	1		2W CUSH	0486-				
N		02	-10H01		T=0.5	AR	1		2W CUSH	0486-				
N		03	-10H02		T=0.25	AR	1		2W CUSH	0486-				
N		4 01	59119-L1100	METAL-SIDE THRUST		02	1		2W CUSH	0486-				
N		5 01	59120-L1100	SHIM-THRUST METAL	T=1.0	AR	5		2W CUSH	0486-				
N		02	-L1101		T=2.0	AR	1		2W CUSH	0486-				
N		6 01	59532-L2601	ROLLER-SIDE		02			2W CUSH	0486-				
N		7 01	58582-L2601	SHIM-SIDE ROLLER	T=1.0	AR			2W CUSH	0486-				
N		02	-L2602		T=0.5	AR			2W CUSH	0486-				

FICHE

3-D3PORTADOR, RESPALDO Y
HORQUILLA

SUPPORT, APPUI ET FORCHE

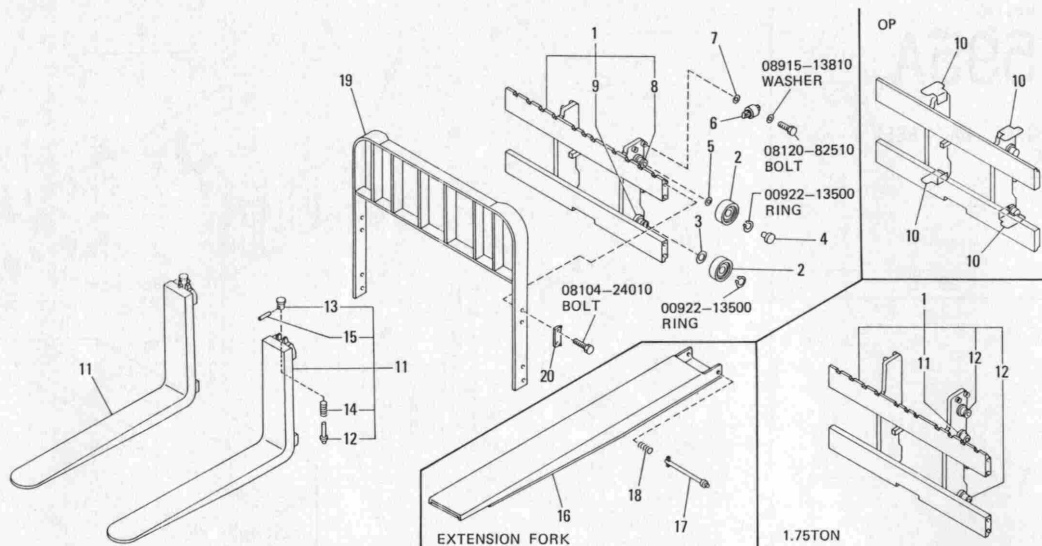
AUFBAU, RÜCKSTÜTZE &
GABEL

عربة ، مسند ظهر وشوكة

SECTION NO.

B F 595A-3CARRIAGE, BACK REST &
FORK
-2W-

NOTE



N C	S	KEY NO.	PART NUMBER	PART NAME	SPECIFICATION	QTY	UNIT PKG FOR DIST	P M C	APPLIED MODEL	APPLIED DATE	ICA NF	FORMER PART NO.	K D	REMARK
N		8 01	59519-10H00	SHAFT-CROSS ROLLER		02			2W CUSH	0486-				
N		9 01	59519-10H01	SHAFT-LIFT BRACKET ROLLER		02			2W>1K CUSH>1K	0486-				
N		02	-10H01			04			2W>1.75TON CUSH>1.75TON	0486-				
N		10 01	58825-L2200	COVER-ROLLER	F/EXPORT F/GER	02			OP	0486-				
N		02	-L2200		F/ROLLER CVR	02			OP	0486-				
N		03	-L7000		F/EXPORT F/GER	02			OP:CUSH	0486-				
N		04	-L7000		F/ROLLER CVR	02			OP:CUSH	0486-				
N		05	-L2200		F/CARR-WIDE+EXPORT F/GER	02			OP:2W	0486-				
N		06	-L2200		F/CARR-WIDE+ROLLER CVR	02			OP:2W	0486-				
N		11 01	59710-L1400	FORK & LOCK PIN ASSY	T=32,L=770	02	2		1.0TON	0486-				
N		02	-L1600		T=32,L=850	02	2		PNEU>1.35TON CUSH>1.25TON	0486-				
N		03	-L1600		T=32,L=850 F/FORK-850MM	02	2		OP:1.0TON	0486-				
N		04	-L1700		T=35,L=920	02	2		1.5TON	0486-				

FIGHE

3-D4

SECTION NO.

B F 595A-4

CARRIAGE, BACK REST &
FORK
-2W-

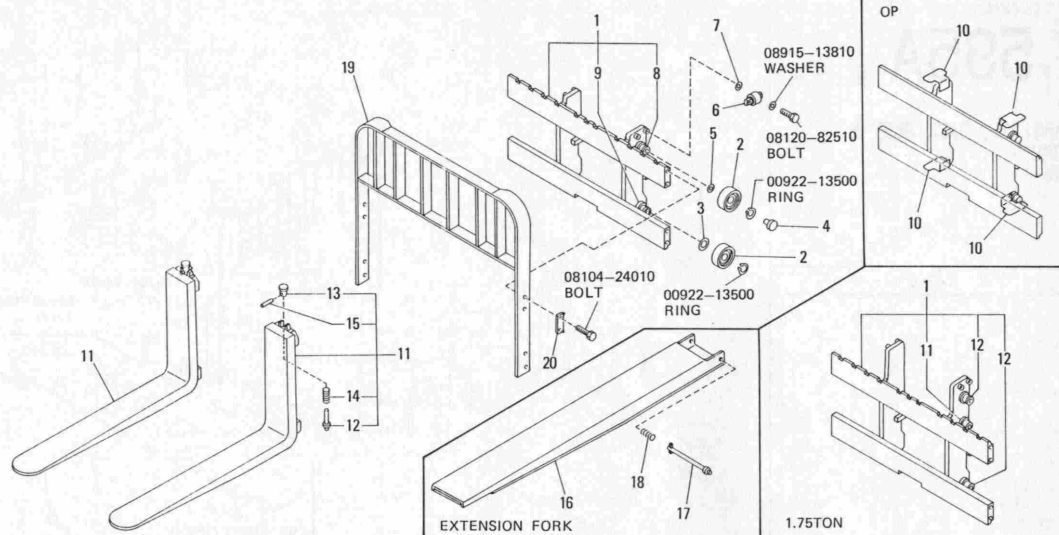
PORTADOR, RESPALDO Y
HORQUILLA

SUPPORT, APPUI ET FORCHE

AUFBAU, RÜCKSTÜTZE &
GABEL

عمارة ، مسند ظهر وشوكة

NOTE



N C	S	KEY NO.	PART NUMBER	PART NAME	SPECIFICATION	QTY	UNIT PKG. FOR DIST.	P M C	APPLIED MODEL	APPLIED DATE	ICA NF	FORMER PART NO.	K D	REMARK
N		11 05	59710-L1700	FORK & LOCK PIN ASSY	T=35, L=920 F/FORK-920MM	02	2		OP: (1.0, 1.25, 1.35 TON)	0486-				
N		06	-L1404		T=35, L=1000 F/FORK-1000MM	02	2		OP: 1K	0486-				
N		07	-L1401		T=35, L=1070 F/FORK-1070MM	02	2		OP: 1K	0486-				
N		08	-L1411		T=35, L=1150 F/FORK-1150MM	02	1		OP: 1K	0486-				
N		09	-L1402		T=35, L=1220 F/FORK-1185/1220MM	02	2		OP: 1K	0486-				
N		10	-L1403		T=35, L=1370 F/FORK-1300/1370MM	02	1		OP: 1K	0486-				
N		11	-L2700		T=38, L=920	02	2		1.75TON	0486-				
N		12	-L2701		T=38, L=1000 F/FORK-1000MM	02	2		OP: 1.75TON	0486-				
N		13	-L2702		T=38, L=1070 F/FORK-1070MM	02	1		OP: 1.75TON	0486-				
N		14	-L2711		T=38, L=1150 F/FORK-1150MM	02			OP: 1.75TON	0486-				
N		15	-L2703		T=38, L=1220 F/FORK-1185/1220MM	02	2		OP: 1.75TON	0486-				
N		16	-L2704		T=38, L=1370 F/FORK-1300/1370MM	02	2		OP: 1.75TON	0486-				
N		12 01	59721-L1100	PIN-LOCK		02	2			0486-				

FICHE

3-D5PORTADOR, RESPALDO Y
HORQUILLA

SUPPORT, APPUI ET FORCHE

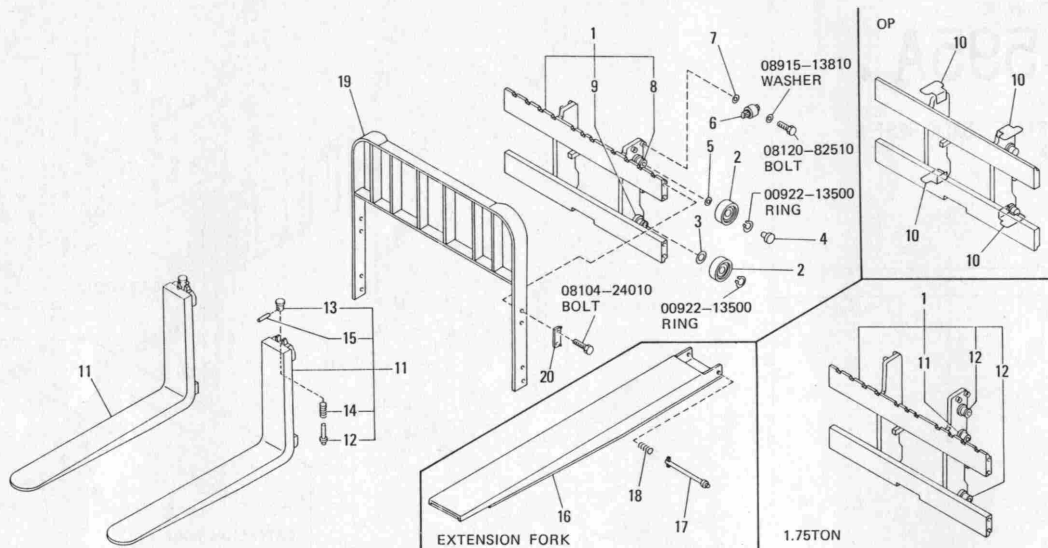
AUFBAU, RÜCKSTÜTZE &
GABEL

عربة ، مسند ظهر وشوكة

SECTION NO.

B F 595A-5CARRIAGE, BACK REST &
FORK
-2W-

NOTE



N C	S	KEY NO.	PART NUMBER	PART NAME	SPECIFICATION	QTY	UNIT PKG FOR DIST	P M C	APPLIED MODEL	APPLIED DATE	ICA NF	FORMER PART NO.	K D	REMARK
N		13	01	59722-L1100	HANDLE-LOCK PIN	02	2			0486-				
N		14	01	59723-L1100	SPRING-LOCK	02	2			0486-				
N		15	01	59724-L1100	PIN-SPRING	02	2			0486-				
N		16	01	59751-L1400	FORK ASSY-EXTENSION	02	2		OP:1K	0486-				
N		02		-L1401	L=1000 F/EXTENSION FORK-1000MM	02	2		OP:1K	0486-				
N		03		-L1402	L=1100 F/EXTENSION FORK-1100MM	02	2		OP:1K	0486-				
N		04		-L1403	L=1200 F/EXTENSION FORK-1200MM	02	2		OP:1K	0486-				
N		05		-L1404	L=1300 F/EXTENSION FORK-1300MM	02	2		OP:1K	0486-				
N		06		-L1700	L=1500 F/EXTENSION FORK-1500MM	02	2		OP:1K	0486-				
N		07		-L1701	L=1200 F/EXTENSION FORK-1200MM	02	2		OP:1.75TON	0486-				
N		08		-L1702	L=1300 F/EXTENSION FORK-1300MM	02	2		OP:1.75TON	0486-				
N		17	01	59755-L1400	PIN ASSY	02	1		OP:1K	0486-				
N		02		-L1400	L=1500 F/EXTENSION FORK-1500MM	02	1		OP:1K	0486-				

FICHE

3-D6PORTADOR, RESPALDO Y
HORQUILLA

SUPPORT, APPUI ET FORCHE

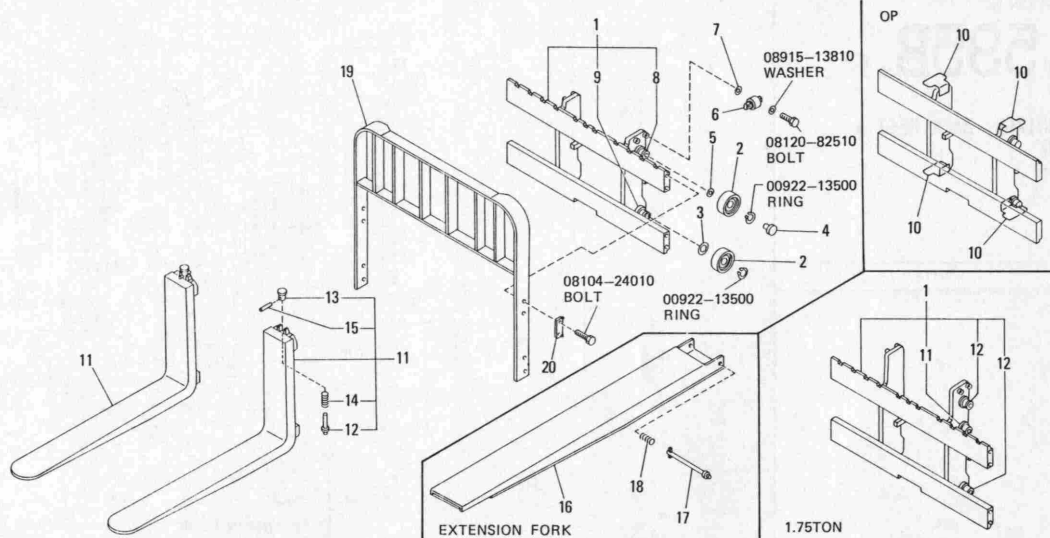
AUFBAU, RÜCKSTÜTZE &
GABEL

عربة ، مسند ظهر وشوكه

SECTION NO.

B F **595A-6**CARRIAGE, BACK REST &
FORK
-2W-

NOTE



N C	S	KEY NO.	PART NUMBER	PART NAME	SPECIFICATION	QTY	UNIT PKG. FOR DIST	P M C	APPLIED MODEL	APPLIED DATE	ICA NF	FORMER PART NO.	K D	REMARK
N		17 03	59755-L1400	PIN ASSY	F/EXTENSION FORK-1200MM	02	1	OP	0486-					
N		04	-L1400		F/EXTENSION FORK-1300MM	02	1	OP	0486-					
N		05	-L1400		F/EXTENSION FORK-1500MM	02	1	OP	0486-					
N		18 01	E9325-F2490	SPRING	F/EXTENSION FORK-1000MM	02	5	OP:1K	0486-					
N		02	-F2490		F/EXTENSION FORK-1100MM	02	5	OP:1K	0486-					
N		03	-F2490		F/EXTENSION FORK-1200MM	02	5	OP	0486-					
N		04	-F2490		F/EXTENSION FORK-1300MM	02	5	OP	0486-					
N		05	-F2490		F/EXTENSION FORK-1500MM	02	5	OP	0486-					
N		19 01	59610-00H00	BACK REST	STD	01	1	CUSH	0486-					
N		02	-10H00			01		PNEU	0486-					
N		03	-04H10		F/CARR-WIDE	01		OP:PNEU	0486-					
N		04	-04H00		F/ANTI RUST	01		OP:PNEU	0486-					
N		05	-04H11		F/CARR-WIDE+ANTI RUST	01		OP:PNEU	0486-					
N		20 01	59620-L1100	WASHER-LOCK NUT		04	1		0486-					

FIGURE

3-D7PORTADOR, RESPALDO Y
HORQUILLA

SUPPORT, APPUI ET FORCHE

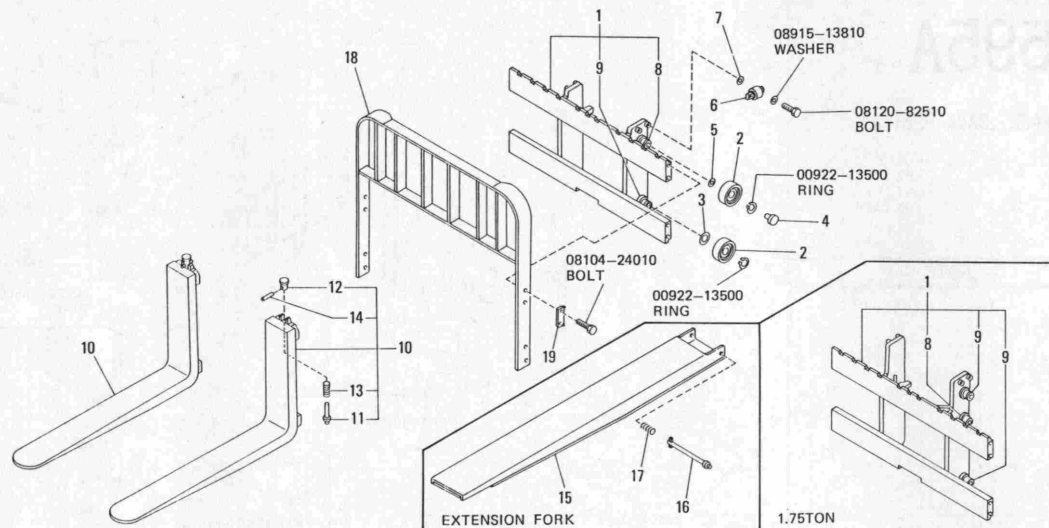
AUFBAU, RÜCKSTÜTZE &
GABEL

عربة ، مسند ظهر وشوكة

SECTION NO.

B F 595B-1CARRIAGE, BACK REST &
FORK
-2F-

NOTE



N C	S	KEY NO.	PART NUMBER	PART NAME	SPECIFICATION	QTY	UNIT PKG. FOR DIST.	P M C	APPLIED MODEL	APPLIED DATE	ICA NF	FORMER PART NO.	K D	REMARK
N		1 01	59510-04H00	BRACKET ASSY-CARRIAGE		01			PNEU>1K	0486-				
N		02	-04H10			01			PNEU>1.75TON	0486-				
N		2 01	59117-00H00	ROLLER-LIFT	D=97	04	1		PNEU>1K	0486-				
N		02	-00H00		D=97	06	1		PNEU>1.75TON	0486-				
N		3 01	59118-10H00	SHIM-LIFT ROLLER	T=1.0	AR	1		PNEU	0486-				
N		02	-10H01		T=0.5	AR	1		PNEU	0486-				
N		03	-10H02		T=0.25	AR	1		PNEU	0486-				
N		4 01	59119-L1100	METAL-SIDE THRUST		02	1		PNEU	0486-				
N		5 01	59120-L1100	SHIM-THRUST METAL	T=1.0	AR	5		PNEU	0486-				
N		02	-L1101		T=2.0	AR	1		PNEU	0486-				
N		6 01	59532-L2601	ROLLER-SIDE		02			PNEU	0486-				
N		7 01	58582-L2601	SHIM-SIDE ROLLER	T=1.0	AR			PNEU	0486-				
N		02	-L2602		T=0.5	AR			PNEU	0486-				
N		8 01	59519-10H00	SHAFT-CROSS ROLLER		02			PNEU	0486-				
N		9 01	59519-10H01	SHAFT-LIFT BRACKET ROLLER		02			PNEU>1K	0486-				
N		02	-10H01			04			PNEU>1.75TON	0486-				
N		10 01	59710-L1400	FORK & LOCK PIN ASSY	T=32,L=770	02	2		1.0TON	0486-				
N		02	-L1600		T=32,L=850	02	2		PNEU>1.35TON CUSH>1.25TON	0486-				
N		03	-L1600		T=32,L=850 F/FORK-850MM	02	2		OP:1.0TON	0486-				

FICHE

3-D8PORTADOR, RESPALDO Y
HORQUILLA

SUPPORT, APPUI ET FORCHE

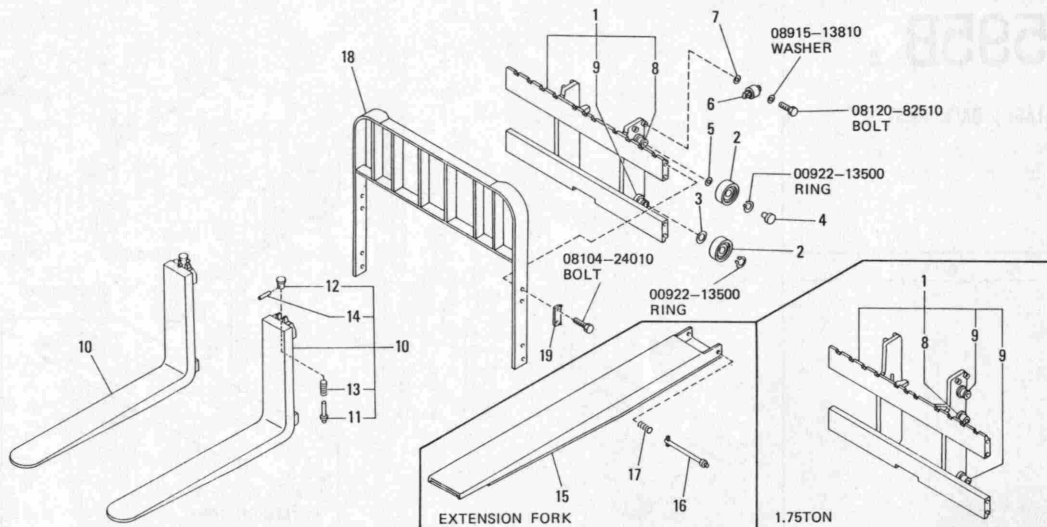
AUFBAU, RÜCKSTÜTZE &
GABEL

عربة ، مسند ظهر وشوكة

SECTION NO.

B F 595B-2CARRIAGE, BACK REST &
FORK
-2F-

NOTE



N C	S	KEY NO.	PART NUMBER	PART NAME	SPECIFICATION	QTY	UNIT PKG. FOR DIST	P M C	APPLIED MODEL	APPLIED DATE	ICA NF	FORMER PART NO.	K D	REMARK
N		10 04	59710-L1700	FORK & LOCK PIN ASSY	T=35, L=920	02	2		1.5TON	0486-				
N		05	-L1700		T=35, L=920 F/FORK-920MM	02	2		OP: (1.0, 1.25, 1.35 TON)	0486-				
N		06	-L1404		T=35, L=1000 F/FORK-1000MM	02	2		OP: 1K	0486-				
N		07	-L1401		T=35, L=1070 F/FORK-1070MM	02	2		OP: 1K	0486-				
N		08	-L1411		T=35, L=1150 F/FORK-1150MM	02	1		OP: 1K	0486-				
N		09	-L1402		T=35, L=1220 F/FORK-1185/1220MM	02	2		OP: 1K	0486-				
N		10	-L1403		T=35, L=1370 F/FORK-1300/1370MM	02	1		OP: 1K	0486-				
N		11	-L2700		T=38, L=920	02	2		1.75TON	0486-				
N		12	-L2701		T=38, L=1000 F/FORK-1000MM	02	2		OP: 1.75TON	0486-				
N		13	-L2702		T=38, L=1070 F/FORK-1070MM	02	1		OP: 1.75TON	0486-				
N		14	-L2711		T=38, L=1150 F/FORK-1150MM	02			OP: 1.75TON	0486-				
N		15	-L2703		T=38, L=1220 F/FORK-1185/1220MM	02	2		OP: 1.75TON	0486-				
N		16	-L2704		T=38, L=1370 F/FORK-1300/1370MM	02	2		OP: 1.75TON	0486-				

FICHE

3-D9PORTADOR, RESPALDO Y
HORQUILLA

SUPPORT, APPUI ET FORCHE

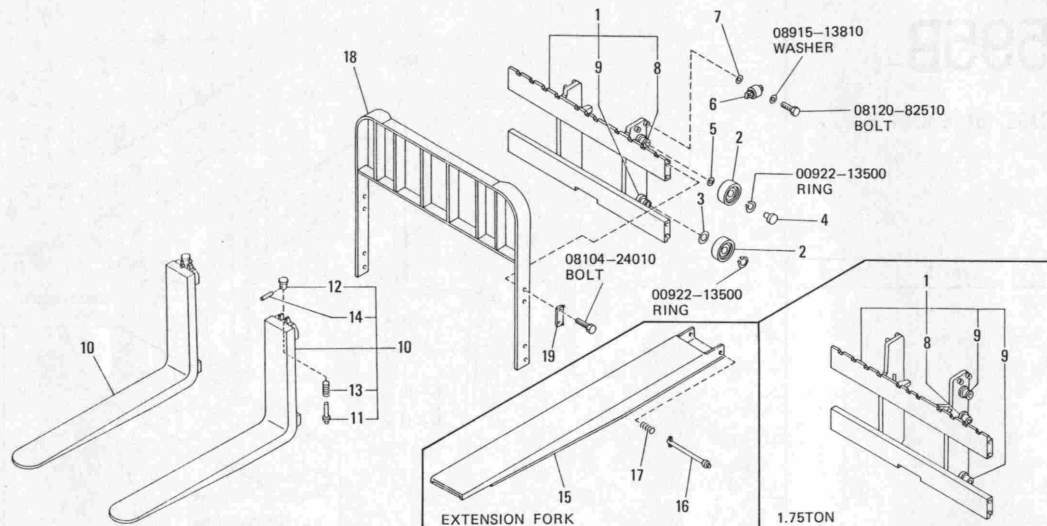
AUFBAU, RÜCKSTÜTZE &
GABEL

عربة ، مستند ظهر وشوكة

SECTION NO.

B F 595B-3CARRIAGE, BACK REST &
FORK
-2F-

NOTE



N C	S	KEY NO.	PART NUMBER	PART NAME	SPECIFICATION	QTY	UNIT	P	APPLIED MODEL	APPLIED DATE	ICA NF	FORMER PART NO.	K D	REMARK
							PKG FOR DISTR	M C						
N		11 01	59721-L1100	PIN-LOCK		02	2			0486-				
N		12 01	59722-L1100	HANDLE-LOCK PIN		02	2			0486-				
N		13 01	59723-L1100	SPRING-LOCK		02	2			0486-				
N		14 01	59724-L1100	PIN-SPRING		02	2			0486-				
N		15 01	59751-L1400	FORK ASSY-EXTENSION	L=1000 F/EXTENSION FORK-1000MM	02	2		OP:1K	0486-				
N		02	-L1401		L=1100 F/EXTENSION FORK-1100MM	02	2		OP:1K	0486-				
N		03	-L1402		L=1200 F/EXTENSION FORK-1200MM	02	2		OP:1K	0486-				
N		04	-L1403		L=1300 F/EXTENSION FORK-1300MM	02	2		OP:1K	0486-				
N		05	-L1404		L=1500 F/EXTENSION FORK-1500MM	02	2		OP:1K	0486-				
N		06	-L1700		L=1200 F/EXTENSION FORK-1200MM	02	2		OP:1.75TON	0486-				
N		07	-L1701		L=1300 F/EXTENSION FORK-1300MM	02	2		OP:1.75TON	0486-				
N		08	-L1702		L=1500 F/EXTENSION FORK-1500MM	02	2		OP:1.75TON	0486-				
N		16 01	59755-L1400	PIN ASSY	F/EXTENSION FORK-1000MM	02	1		OP:1K	0486-				

FICHE

3-D10PORTADOR, RESPALDO Y
HORQUILLA

SUPPORT, APPUI ET FORCHE

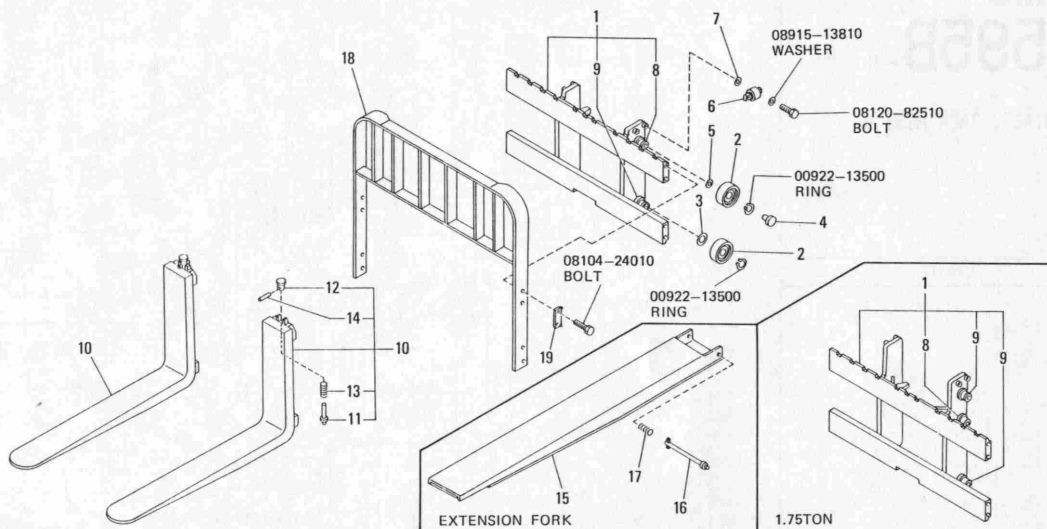
AUFBAU, RÜCKSTÜTZE &
GABEL

عربة ، مسند ظهر وشوكة

SECTION NO.

B F 595B-4CARRIAGE, BACK REST &
FORK
-2F-

NOTE



N/C	S	KEY NO.	PART NUMBER	PART NAME	SPECIFICATION	QTY	UNIT PKG. FOR DIST.	P M C	APPLIED MODEL	APPLIED DATE	ICA NF	FORMER PART NO.	K D	REMARK
N		16 02	59755-L1400	PIN ASSY	F/EXTENSION FORK-1100MM	02	1		OP:1K	0486-				
N		03	-L1400		F/EXTENSION FORK-1200MM	02	1		OP	0486-				
N		04	-L1400		F/EXTENSION FORK-1300MM	02	1		OP	0486-				
N		05	-L1400		F/EXTENSION FORK-1500MM	02	1		OP	0486-				
N		17 01	E9325-F2490	SPRING	F/EXTENSION FORK-1000MM	02	5		OP:1K	0486-				
N		02	-F2490		F/EXTENSION FORK-1100MM	02	5		OP:1K	0486-				
N		03	-F2490		F/EXTENSION FORK-1200MM	02	5		OP	0486-				
N		04	-F2490		F/EXTENSION FORK-1300MM	02	5		OP	0486-				
N		05	-F2490		F/EXTENSION FORK-1500MM	02	5		OP	0486-				
N		18 01	59610-00H00	BACK REST	STD	01	1		CUSH	0486-				
N		02	-10H00			01			PNEU	0486-				
N		03	-04H10		F/CARR-WIDE	01			OP:PNEU	0486-				
N		04	-04H00		F/ANTI RUST	01			OP:PNEU	0486-				

FICHE

3-D11PORTADOR, RESPALDO Y
HORQUILLA

SUPPORT, APPUI ET FORCHE

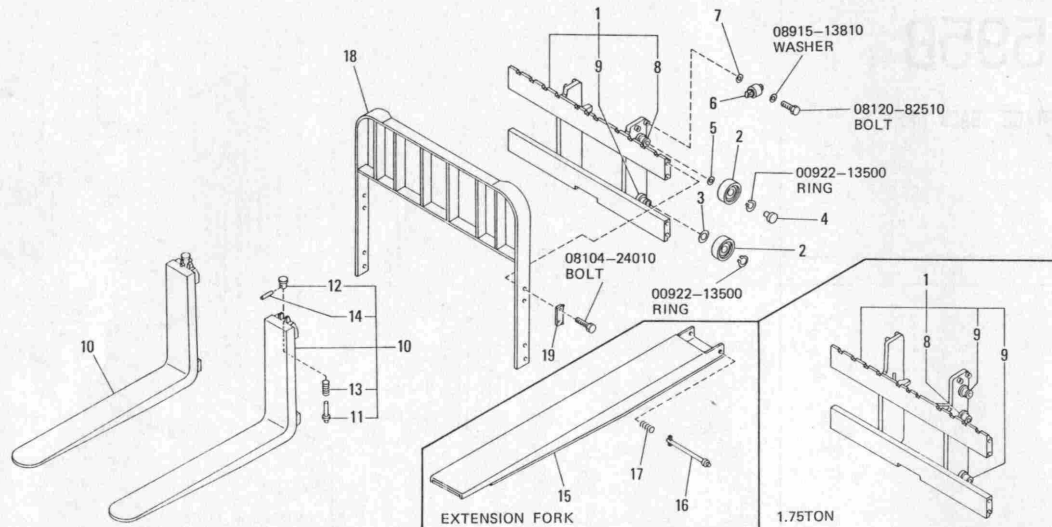
AUFBAU, RÜCKSTÜTZE &
GABEL

عربة ، مسند ظهر وشوكة

SECTION NO.

B F 595B - 5CARRIAGE, BACK REST &
FORK
-2F-

NOTE



N C	s	KEY NO.	PART NUMBER	PART NAME	SPECIFICATION	QTY	UNIT PKG. FOR DIST.	P M C	APPLIED MODEL	APPLIED DATE	IGA NF	FORMER PART NO.	K D	REMARK
N		18 05	59610-04H11	BACK REST	F/CARR-WIDE+ANTI RUST	01			OP:PNEU	0486-				
N		19 01	59620-L1100	WASHER-LOCK NUT		04	1			0486-				

FIGURE

3-D12PORTADOR, RESPALDO Y
HORQUILLA

SUPPORT, APPUI ET FORCHE

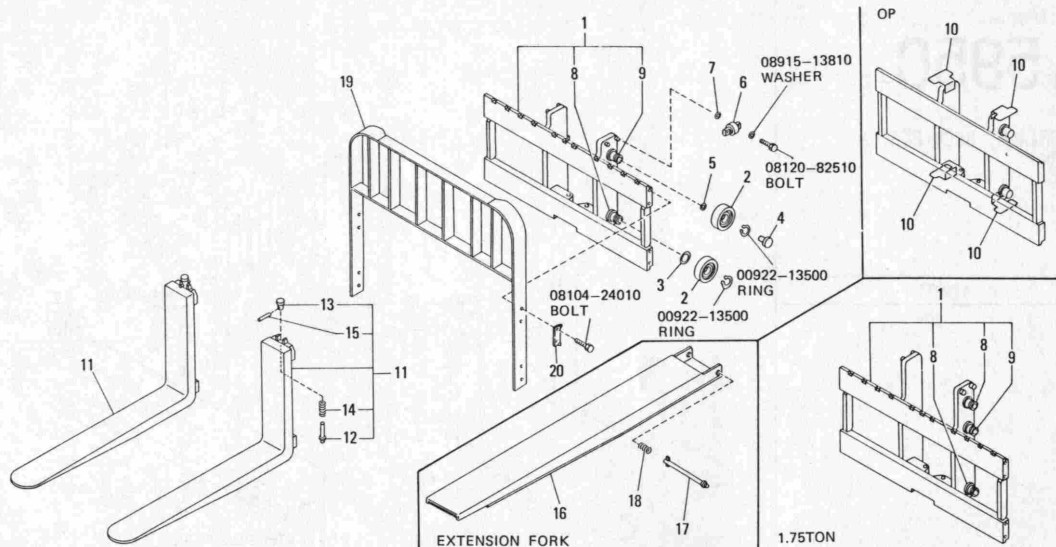
AUFBAU, RÜCKSTÜTZE &
GABEL

عربة ، مسند ظهر وشوكة

SECTION NO.

B F 595C-1CARRIAGE, BACK REST &
FORK
-3F-

NOTE



N C	S	KEY NO.	PART NUMBER	PART NAME	SPECIFICATION	QTY	UNIT PKG. FOR DIST.	P M C	APPLIED MODEL	APPLIED DATE	IGA NF	FORMER PART NO.	K D	REMARK
N		01	59510-02H00	BRACKET ASSY-CARRIAGE		01			CUSH>1K	0486-				
N		02	-02H01		F/EXPORT F/GER	01			OP:CUSH>1K	0486-				
N		03	-02H01		F/ROLLER CVR	01			OP:CUSH>1K	0486-				
N		04	-02H10			01			CUSH>1.75TON	0486-				
N		05	-02H11		F/EXPORT F/GER	01			OP:CUSH>1.75TON	0486-				
N		06	-02H11		F/ROLLER CVR	01			OP:CUSH>1.75TON	0486-				
N		07	-05H00			01			PNEU>1K	0486-				
N		08	-05H01		F/EXPORT F/GER	01			OP:PNEU>1K	0486-				
N		09	-05H01		F/ROLLER CVR	01			OP:PNEU>1K	0486-				
N		10	-05H02		F/CARR-WIDE	01			OP:PNEU>1K	0486-				
N		11	-05H03		F/CARR-WIDE+EXPORT F/GER	01			OP:PNEU>1K	0486-				
N		12	-05H03		F/CARR-WIDE+ROLLER CVR	01			OP:PNEU>1K	0486-				
N		13	-05H10			01			PNEU>1.75TON	0486-				
N		14	-05H11		F/EXPORT F/GER	01			OP:PNEU>1.75TON	0486-				
N		15	-05H11		F/ROLLER CVR	01			OP:PNEU>1.75TON	0486-				
N		16	-05H12		F/CARR-WIDE	01			OP:PNEU>1.75TON	0486-				
N		17	-05H13		F/CARR-WIDE+EXPORT F/GER	01			OP:PNEU>1.75TON	0486-				
N		18	-05H13		F/CARR-WIDE+ROLLER CVR	01			OP:PNEU>1.75TON	0486-				

FICHE

3-D13PORTADOR, RESPALDO Y
HORQUILLA

SUPPORT, APPUI ET FORCHE

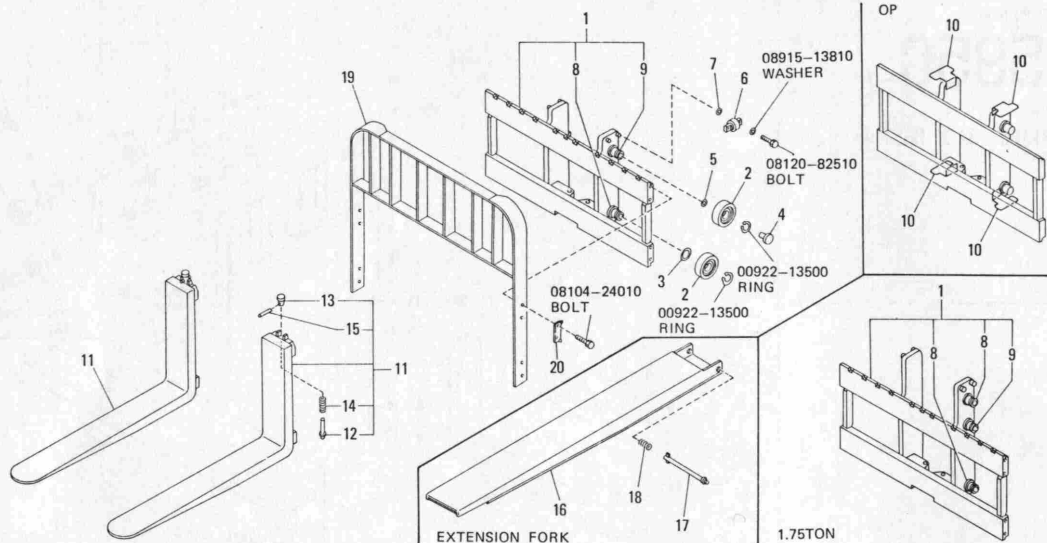
AUFBAU, RÜCKSTÜTZE &
GABEL

عربة ، مسند ظهر وشوكة

SECTION NO.

B F 595C-2CARRIAGE, BACK REST &
FORK
-3F-

NOTE



N C	S	KEY NO.	PART NUMBER	PART NAME	SPECIFICATION	QTY	UNIT PKG. FOR DST	P M C	APPLIED MODEL	APPLIED DATE	ICA NF	FORMER PART NO.	K D	REMARK
N		2 01	59117-01H00	ROLLER-LIFT	D=94	04	1	1K		0486-				
N		02	-01H00		D=94	06	1	1.75TON		0486-				
N		3 01	59118-10H00	SHIM-LIFT ROLLER	T=1.0	AR	1			0486-				
N		02	-10H01		T=0.5	AR	1			0486-				
N		03	-10H02		T=0.25	AR	1			0486-				
N		4 01	59119-L1100	METAL-SIDE THRUST		02	1			0486-				
N		5 01	59120-L1100	SHIM-THRUST METAL	T=1.0	AR	5			0486-				
N		02	-L1101		T=2.0	AR	1			0486-				
N		6 01	59532-L2601	ROLLER-SIDE		02				0486-				
N		7 01	58582-L2601	SHIM-SIDE ROLLER	T=1.0	AR				0486-				
N		02	-L2602		T=0.5	AR				0486-				
N		8 01	59519-10H01	SHAFT-LIFT BRACKET ROLLER		02				0486-				
N		9 01	59519-10H00	SHAFT-CROSS ROLLER		02				0486-				
N		10 01	58825-L2200	COVER-ROLLER	F/EXPORT F/GER	04		OP:PNEU		0486-				
N		02	-L2200		F/ROLLER CVR	04		OP		0486-				
N		03	-L2200		F/CARR-WIDE+EXPORT F/GER	04		OP:PNEU		0486-				
N		04	-L2200		F/CARR-WIDE+ROLLER CVR	04		OP:PNEU		0486-				
N		11 01	59710-L1400	FORK & LOCK PIN ASSY	T=32,L=770	02	2	1.0TON		0486-				
N		02	-L1600		T=32,L=850	02	2	PNEU>1.35TON CUSH>1.25TON		0486-				

FIGURE

3-D14PORTADOR, RESPALDO Y
HORQUILLA

SUPPORT, APPUI ET FORCHE

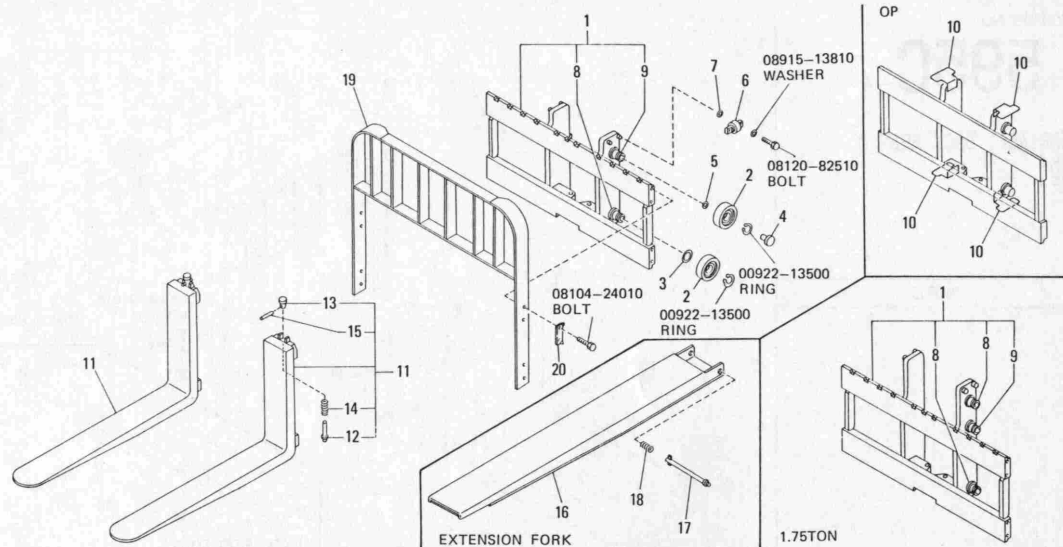
AUFBAU, RÜCKSTÜTZE &
GABEL

عمارة ، مسند ظهر وشوكة

SECTION NO.

B F 595C-3CARRIAGE, BACK REST &
FORK
-3F-

NOTE



N C	S	KEY NO.	PART NUMBER	PART NAME	SPECIFICATION	QTY	UNIT PKG. FOR DIST.	P M C	APPLIED MODEL	APPLIED DATE	ICA NF	FORMER PART NO.	K D	REMARK
N		11 03	59710-L1600	FORK & LOCK PIN ASSY	T=32, L=850 F/FORK-850MM	02	2		OP: 1.0TON	0486-				
N		04	-L1700		T=35, L=920	02	2		1.5TON	0486-				
N		05	-L1700		T=35, L=920 F/FORK-920MM	02	2		OP: (1.0, 1.25, 1.35 TON)	0486-				
N		06	-L1404		T=35, L=1000 F/FORK-1000MM	02	2		OP: 1K	0486-				
N		07	-L1401		T=35, L=1070 F/FORK-1070MM	02	2		OP: 1K	0486-				
N		08	-L1411		T=35, L=1150 F/FORK-1150MM	02	1		OP: 1K	0486-				
N		09	-L1402		T=35, L=1220 F/FORK-1185/1220MM	02	2		OP: 1K	0486-				
N		10	-L1403		T=35, L=1370 F/FORK-1300/1370MM	02	1		OP: 1K	0486-				
N		11	-L2700		T=38, L=920	02	2		1.75TON	0486-				
N		12	-L2701		T=38, L=1000 F/FORK-1000MM	02	2		OP: 1.75TON	0486-				
N		13	-L2702		T=38, L=1070 F/FORK-1070MM	02	1		OP: 1.75TON	0486-				
N		14	-L2711		T=38, L=1150 F/FORK-1150MM	02			OP: 1.75TON	0486-				
N		15	-L2703		T=38, L=1220 F/FORK-1185/1220MM	02	2		OP: 1.75TON	0486-				

FIGHE

3-D15PORTADOR, RESPALDO Y
HORQUILLA

SUPPORT, APPUI ET FORCHE

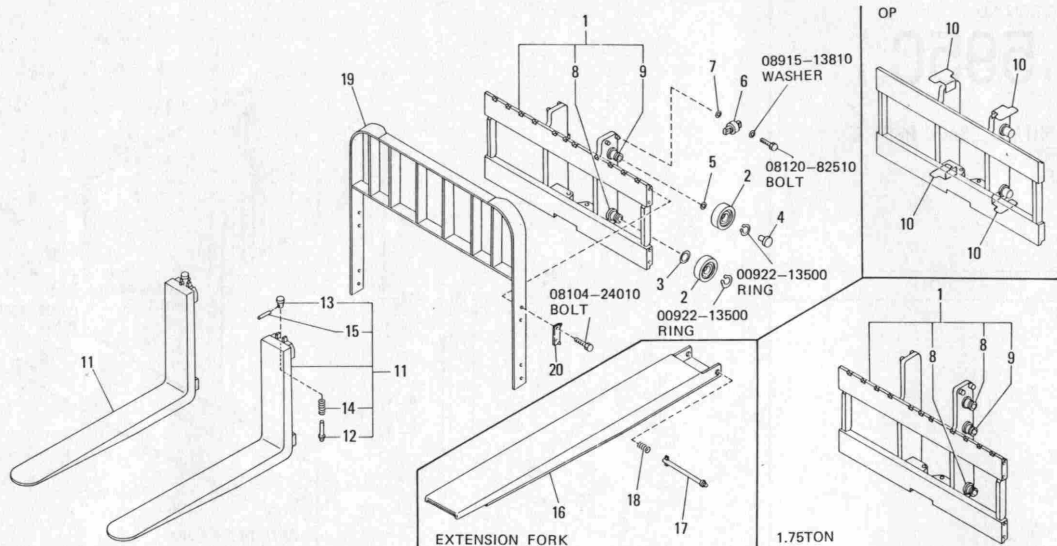
AUFBAU, RÜCKSTÜTZE &
GABEL

عربة ، مسند ظهر وشوكه

SECTION NO.

BF 595C-4CARRIAGE, BACK REST &
FORK
-3F-

NOTE



N C	S	KEY NO.	PART NUMBER	PART NAME	SPECIFICATION	QTY	UNIT PKG. FOR DIST.	P M C	APPLIED MODEL	APPLIED DATE	ICA NF	FORMER PART NO.	K D	REMARK
N		11 16	59710-L2704	FORK & LOCK PIN ASSY	T=38, L=1370 F/FORK-1300/1370MM	02	2		OP: 1.75TON	0486-				
N		12 01	59721-L1100	PIN-LOCK		02	2			0486-				
N		13 01	59722-L1100	HANDLE-LOCK PIN		02	2			0486-				
N		14 01	59723-L1100	SPRING-LOCK		02	2			0486-				
N		15 01	59724-L1100	PIN-SPRING		02	2			0486-				
N		16 01	59751-L1400	FORK ASSY-EXTENSION	L=1000 F/EXTENSION FORK-1000MM	02	2		OP: 1K	0486-				
N		02	-L1401		L=1100 F/EXTENSION FORK-1100MM	02	2		OP: 1K	0486-				
N		03	-L1402		L=1200 F/EXTENSION FORK-1200MM	02	2		OP: 1K	0486-				
N		04	-L1403		L=1300 F/EXTENSION FORK-1300MM	02	2		OP: 1K	0486-				
N		05	-L1404		L=1500 F/EXTENSION FORK-1500MM	02	2		OP: 1K	0486-				
N		06	-L1700		L=1200 F/EXTENSION FORK-1200MM	02	2		OP: 1.75TON	0486-				
N		07	-L1701		L=1300 F/EXTENSION FORK-1300MM	02	2		OP: 1.75TON	0486-				
N		08	-L1702		L=1500 F/EXTENSION FORK-1500MM	02	2		OP: 1.75TON	0486-				

FICHE

3-E2PORTADOR, RESPALDO Y
HORQUILLA

SUPPORT, APPUI ET FORCHE

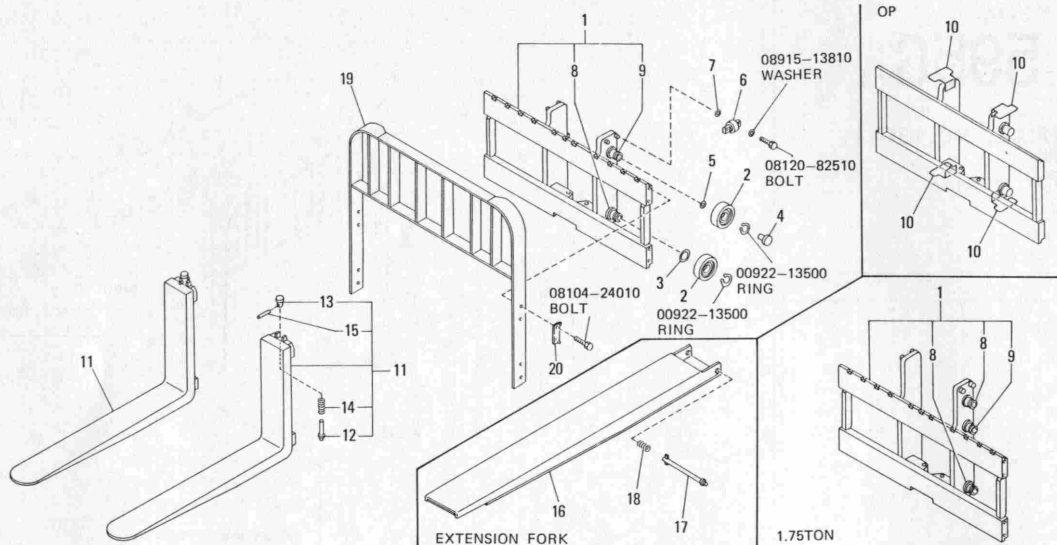
AUFBAU, RÜCKSTÜTZE &
GABEL

عربة ، مسند ظهر وشوكه

SECTION NO.

B F 595C-6CARRIAGE, BACK REST &
FORK
-3F-

NOTE



N C	S	KEY NO.	PART NUMBER	PART NAME	SPECIFICATION	QTY	UNIT PKG. FOR DIST.	P M C	APPLIED MODEL	APPLIED DATE	ICA NF	FORMER PART NO.	K D	REMARK
N		19 04	59610-04H00	BACK REST	F/ANTI RUST	01			OP:PNEU	0486-				
N		05	-04H11		F/CARR-WIDE+ANTI RUST	01			OP:PNEU	0486-				
N		20 01	59620-L1100	WASHER-LOCK NUT		04	1			0486-				

FICHE

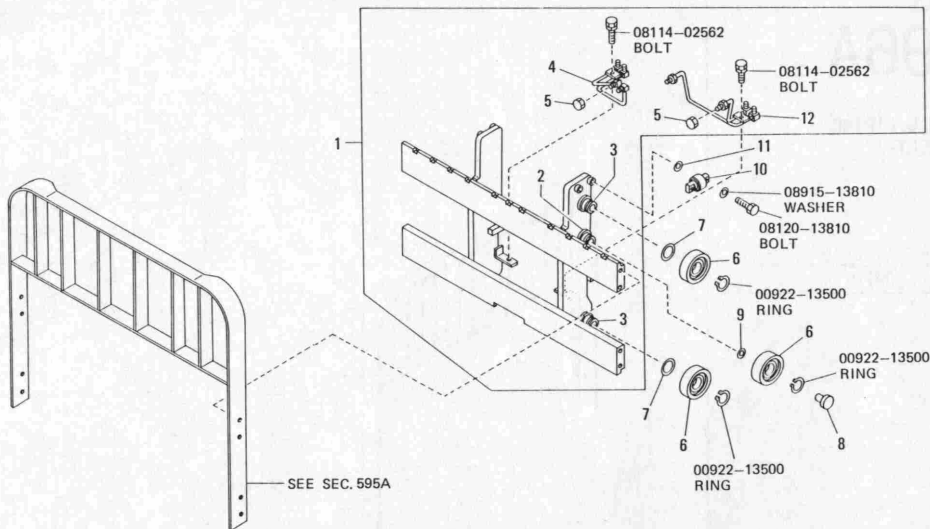
3-E3

SECTION NO.

B F 596A-1CARRIAGE, W/PIPING
-ATTACHMENT-
-2W-CARRO, CON TUBERIAS-
ADITAMENTOSTABLIER PORTE-FOURCHE
AVEC ACCESSOIRES DE
TUYAUTERIETRÄGER, M.
ROHRLEITUNGSGRUPPE

مركبة توصيل الأنابيب

NOTE



N C	S	KEY NO.	PART NUMBER	PART NAME	SPECIFICATION	QTY	UNIT PKG. FOR DIST	P M C	APPLIED MODEL	APPLIED DATE	ICA NF	FORMER PART NO.	K D	REMARK
N		1 01	69910-00H00	CARRIAGE ASSY-WITH PIPING	F/HYDR PIPING UPTO CARR+CONT VLVX3	01			OP:CUSH	0486-				
N		02	69911-00H00		F/HYDR PIPING UPTO CARR+CONT VLVX4	01			OP:CUSH	0486-				
N		03	69910-03H00		F/HYDR PIPING UPTO CARR+CONT VLVX3	01			OP:2W	0486-				
N		04	69911-03H00		F/HYDR PIPING UPTO CARR+CONT VLVX4	01			OP:2W	0486-				
N		2 01	59519-10H00	SHAFT-CROSS ROLLER	F/HYDR PIPING UPTO CARR+CONT VLVX3	02			OP:2W OP:CUSH	0486-				
N		02	-10H00		F/HYDR PIPING UPTO CARR+CONT VLVX4	02			OP:2W OP:CUSH	0486-				
N		3 01	59519-10H01	SHAFT-LIFT BRACKET ROLLER	F/HYDR PIPING UPTO CARR+CONT VLVX3	04			OP:2W OP:CUSH	0486-				
N		02	-10H01		F/HYDR PIPING UPTO CARR+CONT VLVX4	04			OP:2W OP:CUSH	0486-				
N		4 01	69976-00H00	PIPE ASSY-A	F/HYDR PIPING UPTO CARR+CONT VLVX3	01			OP:CUSH	0486-				
N		02	-00H00		F/HYDR PIPING UPTO CARR+CONT VLVX4	01			OP:CUSH	0486-				
N		03	-03H00		F/HYDR PIPING UPTO CARR+CONT VLVX3	01			OP:2W	0486-				
N		04	-03H00		F/HYDR PIPING UPTO CARR+CONT VLVX4	01			OP:2W	0486-				

FICHE

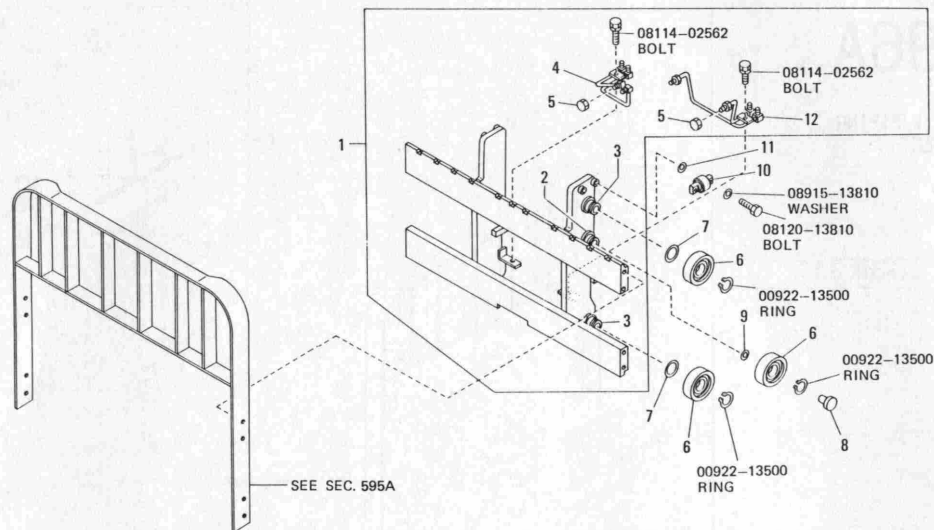
3-E4CARRO, CON TUBERIAS-
ADITAMENTOSTABLIER PORTE-FOURCHE
AVEC ACCESSOIRES DE
TUYAUTERIETRÄGER, M.
ROHRLEITUNGSGRUPPE

مركبة توصيل الأنابيب

SECTION NO.

B F 596A-2CARRIAGE, W/PIPING
-ATTACHMENT-
-2W-

NOTE



N C	S	KEY NO.	PART NUMBER	PART NAME	SPECIFICATION	QTY	UNIT PKG. FOR DIST	P M C	APPLIED MODEL	APPLIED DATE	ICA NF	FORMER PART NO.	K D	REMARK
N		5 01	69395-L1100	PLUG ASSY	F/HYDR PIPING UPTO CARR+CONT VLX3	02	1		OP:2W OP:CUSH	0486-				
N		02	-L1100		F/HYDR PIPING UPTO CARR+CONT VLX4	04	1		OP:2W OP:CUSH	0486-				
N		6 01	59117-01H00	ROLLER-LIFT	D=94 F/HYDR PIPING UPTO CARR+CONT VLX3	06	1		OP:CUSH	0486-				
N		02	-01H00		D=94 F/HYDR PIPING UPTO CARR+CONT VLX4	06	1		OP:CUSH	0486-				
N		03	-00H00		F/HYDR PIPING UPTO CARR+CONT VLX3	06	1		OP:2W	0486-				
N		04	-00H00		F/HYDR PIPING UPTO CARR+CONT VLX4	06	1		OP:2W	0486-				
N		7 01	59118-10H00	SHIM-LIFT ROLLER	T=1,0 F/HYDR PIPING UPTO CARR+CONT VLX3	AR	1		OP:2W OP:CUSH	0486-				
N		02	-10H01		T=0,5 F/HYDR PIPING UPTO CARR+CONT VLX3	AR	1		OP:2W OP:CUSH	0486-				
N		03	-10H02		T=0,25 F/HYDR PIPING UPTO CARR+CONT VLX3	AR	1		OP:2W OP:CUSH	0486-				
N		04	-10H00		T=1,0 F/HYDR PIPING UPTO CARR+CONT VLX4	AR	1		OP:2W OP:CUSH	0486-				
N		05	-10H01		T=0,5 F/HYDR PIPING UPTO CARR+CONT VLX4	AR	1		OP:2W OP:CUSH	0486-				
N		06	-10H02		T=0,25 F/HYDR PIPING UPTO CARR+CONT VLX4	AR	1		OP:2W OP:CUSH	0486-				

FICHE

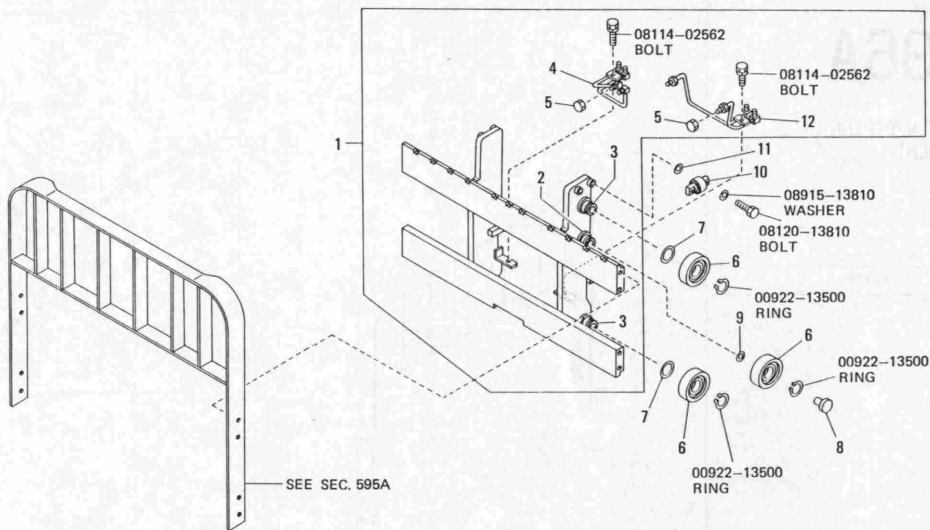
3-E5CARRO, CON TUBERIAS-
ADITAMENTOSTABLIER PORTE-FOURCHE
AVEC ACCESSOIRES DE
TUYAUTERIETRÄGER, M.
ROHRLEITUNGSGRUPPE

مركبة توصيل الأنابيب

SECTION NO.

B F 596A-3CARRIAGE, W/PIPING
-ATTACHMENT-
-2W-

NOTE



N C	S	KEY NO.	PART NUMBER	PART NAME	SPECIFICATION	QTY	UNIT PKG. FOR DIST	P M C	APPLIED MODEL	APPLIED DATE	ICA NF	FORMER PART NO.	K D	REMARK
N		8 01	59119-L1100	METAL-SIDE THRUST	F/HYDR PIPING UPTO CARR+CONT VLVX3	02	1		OP:2W OP:CUSH	0486-				
N		02	-L1100		F/HYDR PIPING UPTO CARR+CONT VLVX4	02	1		OP:2W OP:CUSH	0486-				
N		9 01	59120-L1100	SHIM-THRUST METAL	T=1.0 F/HYDR PIPING UPTO CARR+CONT VLVX3	AR	5		OP:2W OP:CUSH	0486-				
N		02	-L1101		T=2.0 F/HYDR PIPING UPTO CARR+CONT VLVX3	AR	1		OP:2W OP:CUSH	0486-				
N		03	-L1100		T=1.0 F/HYDR PIPING UPTO CARR+CONT VLVX4	AR	5		OP:2W OP:CUSH	0486-				
N		04	-L1101		T=2.0 F/HYDR PIPING UPTO CARR+CONT VLVX4	AR	1		OP:2W OP:CUSH	0486-				
N		10 01	59532-L2601	ROLLER-SIDE	F/HYDR PIPING UPTO CARR+CONT VLVX3	02			OP:2W OP:CUSH	0486-				
N		02	-L2601		F/HYDR PIPING UPTO CARR+CONT VLVX4	02			OP:2W OP:CUSH	0486-				
N		11 01	58582-L2601	SHIM-SIDE ROLLER	T=1.0 F/HYDR PIPING UPTO CARR+CONT VLVX3	AR			OP:2W OP:CUSH	0486-				
N		02	-L2602		T=0.5 F/HYDR PIPING UPTO CARR+CONT VLVX3	AR			OP:2W OP:CUSH	0486-				
N		03	-L2601		T=1.0 F/HYDR PIPING UPTO CARR+CONT VLVX4	AR			OP:2W OP:CUSH	0486-				
N		04	-L2602		T=0.5 F/HYDR PIPING UPTO CARR+CONT VLVX4	AR			OP:2W OP:CUSH	0486-				

FICHE

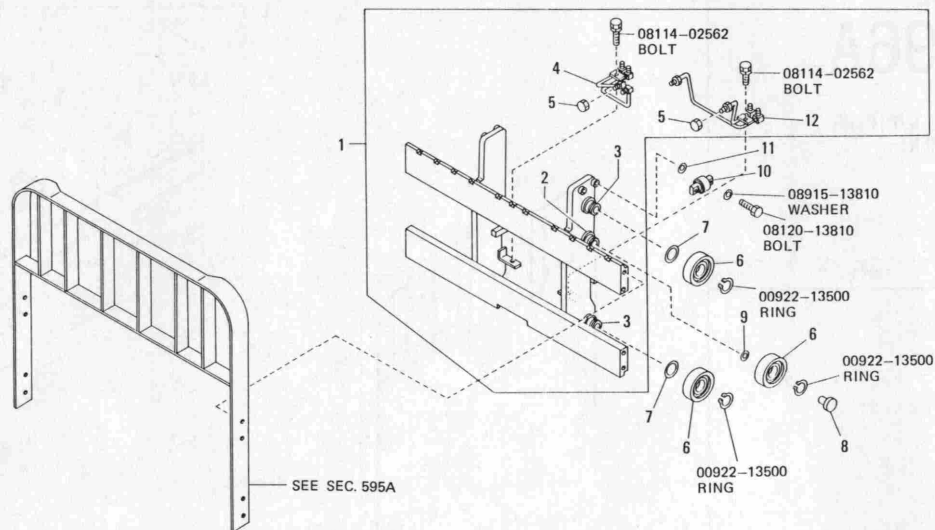
3-E6CARRO, CON TUBERIAS-
ADITAMENTOSTABLIER PORTE-FOURCHE
AVEC ACCESSOIRES DE
TUYAUTERIETRÄGER, M.
ROHRLEITUNGSGRUPPE

مركبة توصيل الأنابيب

SECTION NO.

B F **596A-4**CARRIAGE, W/PIPING
-ATTACHMENT-
-2W-

NOTE



N C	S	KEY NO.	PART NUMBER	PART NAME	SPECIFICATION	QTY	UNT PKG. FOR DST	P M C	APPLIED MODEL	APPLIED DATE	ICA NF	FORMER PART NO.	K D	REMARK
N		12 01	69978-00H00	PIPE ASSY,B	F/HYDR PIPING UPTO CARR+CONT VLVX4	01			OP:CUSH	0486-				
N		02	-03H00		F/HYDR PIPING UPTO CARR+CONT VLVX4	01			OP:2W	0486-				

FICHE

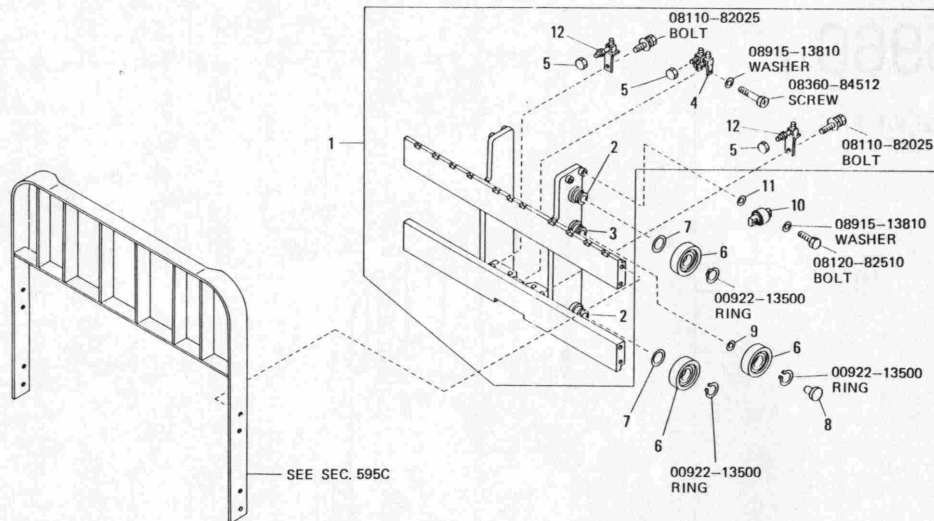
3-E7CARRO, CON TUBERIAS-
ADITAMENTOSTABLIER PORTE-FOURCHE
AVEC ACCESSOIRES DE
TUYAUTERIETRÄGER, M.
ROHRLEITUNGSGRUPPE

مركبة توصيل الأنابيب

SECTION NO.

B F **596C**-1CARRIAGE, W/PIPING
-ATTACHMENT-
-3F-

NOTE



N C	S	KEY NO.	PART NUMBER	PART NAME	SPECIFICATION	QTY	UNIT PKG. FOR DIST	P M C	APPLIED MODEL	APPLIED DATE	ICA NF	FORMER PART NO.	K D	REMARK
N		1 01	69910-02H00	CARRIAGE ASSY-WITH PIPING	F/HYDR PIPING UPTO CARR+CONT VLVX3	01			OP:CUSH	0486-				
N		02	69911-02H00		F/HYDR PIPING UPTO CARR+CONT VLVX4	01			OP:CUSH	0486-				
N		03	69910-05H00		F/HYDR PIPING UPTO CARR+CONT VLVX3	01			OP:PNEU	0486-				
N		04	69911-05H00		F/HYDR PIPING UPTO CARR+CONT VLVX4	01			OP:PNEU	0486-				
N		2 01	59519-10H01	SHAFT-LIFT BRACKET ROLLER	F/HYDR PIPING UPTO CARR+CONT VLVX3	02			OP	0486-				
N		02	-10H01		F/HYDR PIPING UPTO CARR+CONT VLVX4	02			OP	0486-				
N		3 01	59519-10H00	SHAFT-CROSS ROLLER	F/HYDR PIPING UPTO CARR+CONT VLVX3	02			OP	0486-				
N		02	-10H00		F/HYDR PIPING UPTO CARR+CONT VLVX4	02			OP	0486-				
N		4 01	69657-15H01	CONNECTOR ASSY	F/HYDR PIPING UPTO CARR+CONT VLVX3	01			OP	0486-				
N		02	-15H01		F/HYDR PIPING UPTO CARR+CONT VLVX4	01			OP	0486-				
N		5 01	69395-L1100	PLUG ASSY	F/HYDR PIPING UPTO CARR+CONT VLVX3	02	1		OP	0486-				
N		02	-L1100		F/HYDR PIPING UPTO CARR+CONT VLVX4	04	1		OP:CUSH	0486-				

FICHE

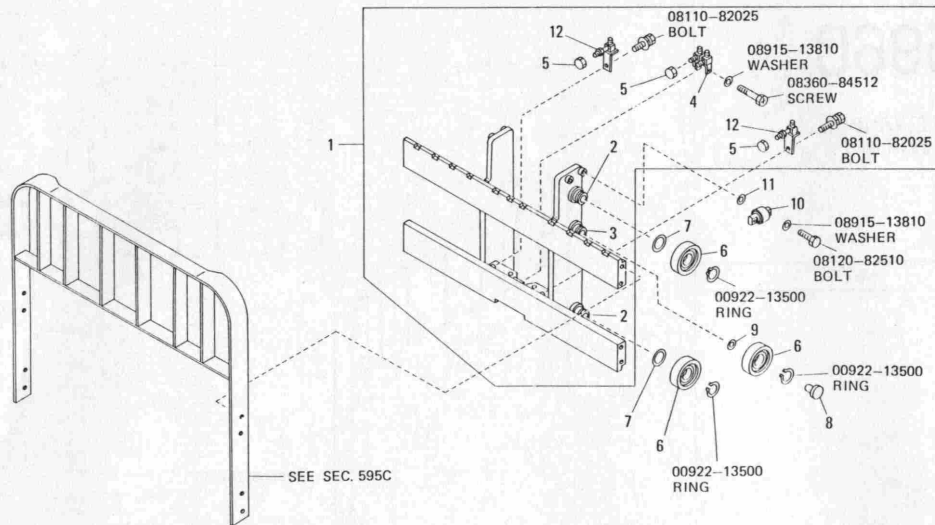
3-E8CARRO, CON TUBERIAS-
ADITAMENTOSTABLIER PORTE-FOURCHE
AVEC ACCESSOIRES DE
TUYAUTERIETRÄGER, M.
ROHRLEITUNGSGRUPPE

مركبة توصيل الأنابيب

SECTION NO.

B F 596C-2CARRIAGE, W/PIPING
-ATTACHMENT-
-3F-

NOTE



N	S	KEY NO.	PART NUMBER	PART NAME	SPECIFICATION	QTY	UNIT PKG. FOR DIST	P M C	APPLIED MODEL	APPLIED DATE	ICA NF	FORMER PART NO.	K D	REMARK
N		5 03	69395-L1100	PLUG ASSY	F/HYDR PIPING UPTO CARR+CONT VLVX4	02	1		OP:PNEU	0486-				
N		6 01	59117-01H00	ROLLER-LIFT	D=94 F/HYDR PIPING UPTO CARR+CONT VLVX3	06	1		OP	0486-				
N		02	-01H00		D=94 F/HYDR PIPING UPTO CARR+CONT VLVX4	06	1		OP	0486-				
N		7 01	59118-10H00	SHIM-LIFT ROLLER	T=1.0 F/HYDR PIPING UPTO CARR+CONT VLVX3	AR	1		OP	0486-				
N		02	-10H01		T=0.5 F/HYDR PIPING UPTO CARR+CONT VLVX3	AR	1		OP	0486-				
N		03	-10H02		T=0.25 F/HYDR PIPING UPTO CARR+CONT VLVX3	AR	1		OP	0486-				
N		04	-10H00		T=1.0 F/HYDR PIPING UPTO CARR+CONT VLVX4	AR	1		OP	0486-				
N		05	-10H01		T=0.5 F/HYDR PIPING UPTO CARR+CONT VLVX4	AR	1		OP	0486-				
N		06	-10H02		T=0.25 F/HYDR PIPING UPTO CARR+CONT VLVX4	AR	1		OP	0486-				
N		8 01	59119-L1100	METAL-SIDE THRUST	F/HYDR PIPING UPTO CARR+CONT VLVX3	02	1		OP	0486-				
N		02	-L1100		F/HYDR PIPING UPTO CARR+CONT VLVX4	02	1		OP	0486-				
N		9 01	59120-L1100	SHIM-THRUST METAL	T=1.0 F/HYDR PIPING UPTO CARR+CONT VLVX3	AR	5		OP	0486-				

FICHE

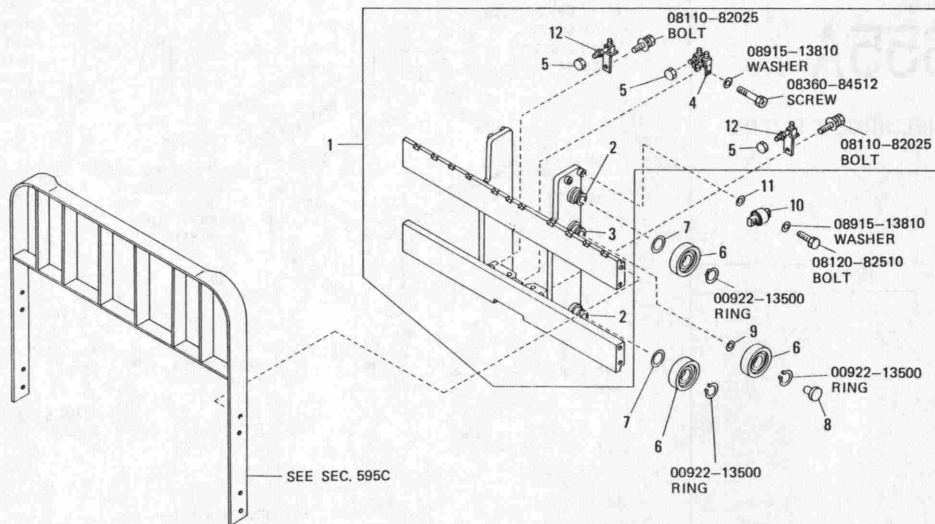
3-E9CARRO, CON TUBERIAS-
ADITAMENTOSTABLIER PORTE-FOURCHE
AVEC ACCESSOIRES DE
TUYAUTERIETRÄGER, M.
ROHRLEITUNGSGRUPPE

مركبة توصيل الأنابيب

SECTION NO.

B F 596C-3CARRIAGE, W/PIPING
-ATTACHMENT-
-3F-

NOTE



N C	s	KEY NO.	PART NUMBER	PART NAME	SPECIFICATION	QTY	UNIT PKG. FOR DIST	P M C	APPLIED MODEL	APPLIED DATE	ICA NF	FORMER PART NO.	K D	REMARK
N		9 02	59120-L1101	SHIM-THRUST METAL	T=2.0 F/HYDR PIPING UPTO CARR+CONT VLVX3	AR	1		OP	0486-				
N		03	-L1100		T=1.0 F/HYDR PIPING UPTO CARR+CONT VLVX4	AR	5		OP	0486-				
N		04	-L1101		T=2.0 F/HYDR PIPING UPTO CARR+CONT VLVX4	AR	1		OP	0486-				
N		10 01	59532-L2601	ROLLER-SIDE	F/HYDR PIPING UPTO CARR+CONT VLVX3	AR	02		OP	0486-				
N		02	-L2601		F/HYDR PIPING UPTO CARR+CONT VLVX4	AR	02		OP	0486-				
N		11 01	58582-L2601	SHIM-SIDE ROLLER	T=1.0 F/HYDR PIPING UPTO CARR+CONT VLVX3	AR			OP	0486-				
N		02	-L2602		T=0.5 F/HYDR PIPING UPTO CARR+CONT VLVX3	AR			OP	0486-				
N		03	-L2601		T=1.0 F/HYDR PIPING UPTO CARR+CONT VLVX4	AR			OP	0486-				
N		04	-L2602		T=0.5 F/HYDR PIPING UPTO CARR+CONT VLVX4	AR			OP	0486-				
N		12 01	69978-15H00	PIPE ASSY-B	F/HYDR PIPING UPTO CARR+CONT VLVX4	AR	02		OP	0486-				

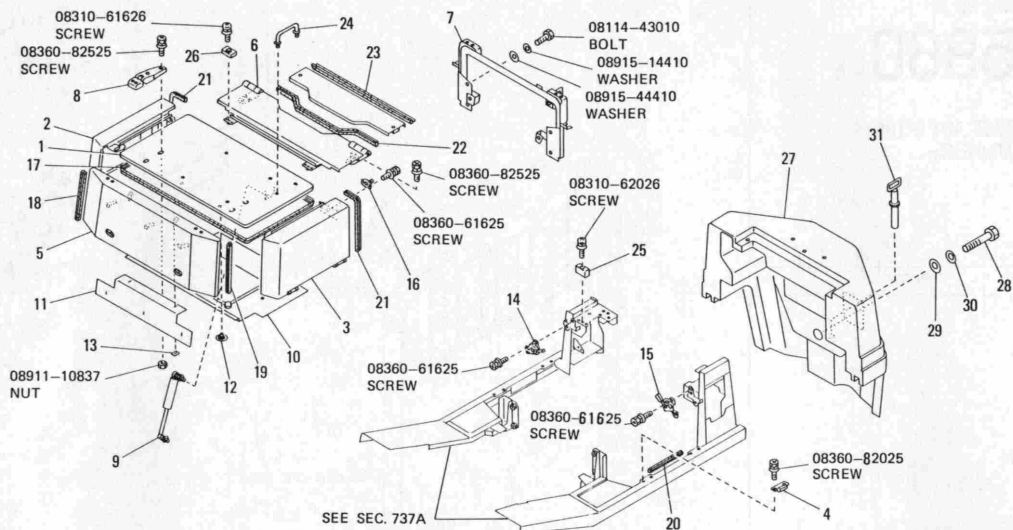
FICHE

3-E10PANEL SUPERIOR, BISAGRA
Y ELEMENTOS DE AJUSTEPANNEAU SUPERIEUR,
CHARNIERE ET RACCORDDACHPLATTE, SCHARNIER
UND BEFESTIGUNGS-
ELEMENTEاللوحة العلوية، المفصلات والمعدنات
الملحقة

SECTION NO.

B F 655A-1TOP PANEL, HINGE & FITTING
-PNEU-

NOTE



N C	S	KEY NO.	PART NUMBER	PART NAME	SPECIFICATION	QTY	UNIT PKG FOR DIST	P M C	APPLIED MODEL	APPLIED DATE	ICA NF	FORMER PART NO.	K D	REMARK
N		1 01	65201-11H00	PANEL ASSY-TOP, UPPER		01			PNEU	0486-				
N		2 01	65240-11H00	PANEL ASSY-TOP, SIDE RH		01			PNEU	0486-				
N		3 01	65241-11H00	PANEL ASSY-TOP, SIDE LH		01			PNEU	0486-				
N		4 01	65259-11H01	HINGE ASSY-TOP PANEL, SIDE OUTER		04			PNEU	0486-				
N		5 01	65260-11H00	PANEL ASSY-TOP, FRONT		01			PNEU	0486-				
N		6 01	65270-04H00	HOOD ASSY-ENGINE REAR		01			PNEU	0486-				
N		7 01	65305-11H01	SUPPORT ASSY-TOP PANEL		01			PNEU	0486-				
N		8 01	65830-L4001	HINGE ASSY-TOP PANEL		02	1		PNEU	0486-				
N		9 01	65320-11H01	STAY ASSY-TOP PANEL		01			PNEU	0486-				
N		02	-05H00		F/SEAT W/SHOCK ABS	01			OP:PNEU	0486-				
N		10 01	65360-11H03	INSULATOR-TOP PANEL, UPPER		01			PNEU	0486-				
N		11 01	65364-11H02	INSULATOR-TOP PANEL FRONT		01			PNEU	0486-				
N		12 01	65832-F5000	CLIP		08	5		PNEU	0486-				
N		13 01	74521-L1100	WASHER		05	1		PNEU	0486-				
N		14 01	65342-11H01	LOCK ASSY-TOP PANEL SIDE RH		01	1		PNEU	0486-				
N		15 01	65343-11H01	LOCK ASSY-TOP PANEL SIDE LH		01	1		PNEU	0486-				
N		16 01	88642-W6001	STRIKER ASSY		02	1		PNEU	0486-				
N		17 01	65380-11H00	SEAL-TOP PANEL		01			PNEU	0486-				
N		18 01	65380-11H01	SEAL-TOP PANEL		01			PNEU	0486-				

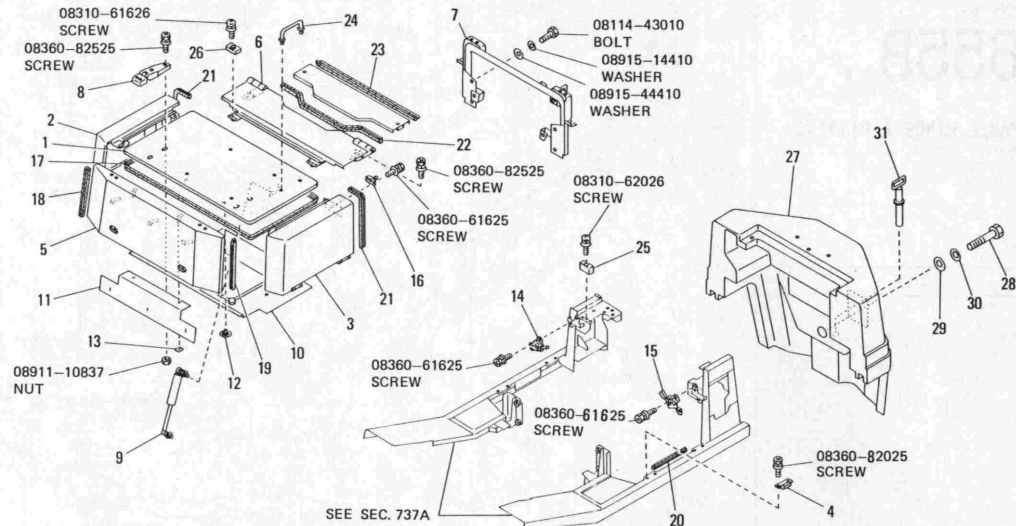
FICHE

3-E11PANEL SUPERIOR, BISAGRA
Y ELEMENTOS DE AJUSTEPANNEAU SUPERIEUR,
CHARNIERE ET RACCORDDACHPLATTE, SCHARNIER
UND BEFESTIGUNGS-
ELEMENTEاللوحة العلوية، المفصلات والمعدات
المثبتة

SECTION NO.

B F 655A-2TOP PANEL, HINGE & FITTING
-PNEU-

NOTE



N G	S	KEY NO.	PART NUMBER	PART NAME	SPECIFICATION	QTY	UNT PKG FOR DIST	P M C	APPLIED MODEL	APPLIED DATE	ICA NF	FORMER PART NO.	K D	REMARK
N		19 01	65380-11H02	SEAL-TOP PANEL		01			PNEU	0486-				
N		20 01	65380-11H03	SEAL-TOP PANEL		02			PNEU	0486-				
N		21 01	65380-11H04	SEAL-TOP PANEL		02			PNEU	0486-				
N		22 01	65380-24H05	SEAL-TOP PANEL		01			PNEU	0486-				
N		23 01	65380-11H06	SEAL-TOP PANEL		01			PNEU	0486-				
N		24 01	65338-11H01	STRAP ASSY-TOP PANEL		01			PNEU	0486-				
N		25 01	65149-L1100	RUBBER-STOPPER		02	1		PNEU	0486-				
N		26 01	65370-11H02	BUMPER-TOP PANEL		02			PNEU	0486-				
N	*	27 01	65510-05H00	COUNTER WEIGHT		01			PNEU>1.0TON	0486-				
N	*	02	-06H00			01			PNEU>1.35TON	0486-				
N	*	03	-04H00			01			PNEU>1.5TON	0486-				
N	*	04	-07H00			01			PNEU>1.75TON	0486-				
N		28 01	65530-L1400	BOLT		01	1		PNEU>1.0TON	0486-				
N		02	65521-L3000			01	1		PNEU>1.35TON	0486-				
N		03	65530-22H00			01			PNEU(1.5,1.75TON)	0486-				
N		29 01	65535-L3000	WASHER		01	1		PNEU	0486-				
N		30 01	59026-L0700	WASHER-LOCK		01	1		PNEU	0486-				
N		31 01	65520-00H00	PIN-TRACTION		01			PNEU	0486-				

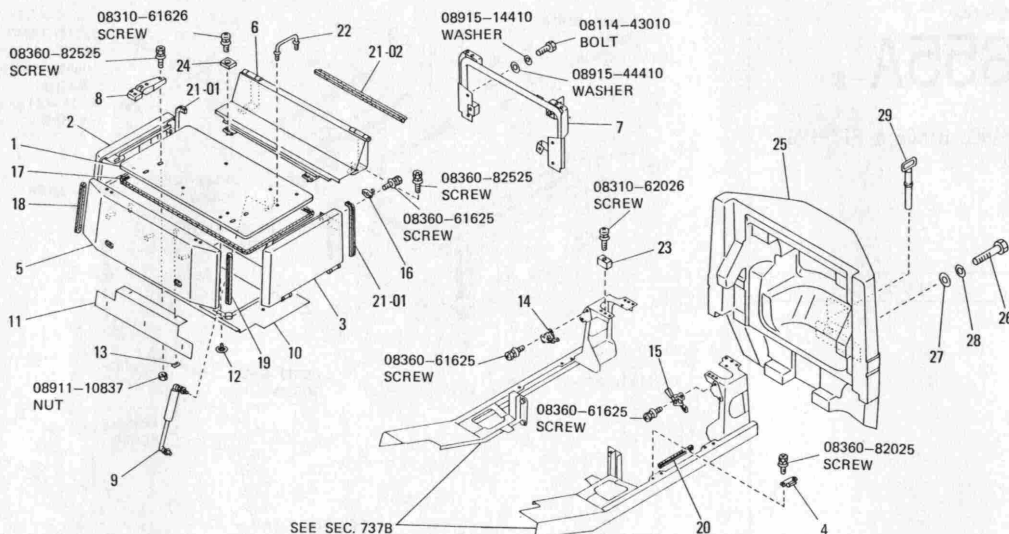
FICHE

3-E12PANEL SUPERIOR, BISAGRA
Y ELEMENTOS DE AJUSTEPANNEAU SUPERIEUR,
CHARNIERE ET RACCORDDACHPLATTE, SCHARNIER
UND BEFESTIGUNGS-
ELEMENTEاللوحة العلوية، المفصلات والمعدنات
الطحقة

SECTION NO.

B F **655B**-1TOP PANEL, HINGE & FITTING
-CUSH-

NOTE



N C	S	KEY NO.	PART NUMBER	PART NAME	SPECIFICATION	QTY	UNIT PKG. FOR DIST	P M C	APPLIED MODEL	APPLIED DATE	ICA NF	FORMER PART NO.	K D	REMARK
N		1 01	65201-11H00	PANEL ASSY-TOP, UPPER		01			CUSH	0486-				
N		2 01	65240-00H00	PANEL ASSY-TOP, SIDE RH		01			CUSH	0486-				
N		3 01	65241-00H00	PANEL ASSY-TOP, SIDE LH		01			CUSH	0486-				
N		4 01	65259-11H01	HINGE ASSY-TOP PANEL, SIDE OUTER		04			CUSH	0486-				
N		5 01	65260-11H00	PANEL ASSY-TOP, FRONT		01			CUSH	0486-				
N		6 01	65270-00H00	HOOD ASSY-ENGINE REAR		01			CUSH	0486-				
N		7 01	65305-00H00	SUPPORT ASSY-TOP PANEL		01			CUSH	0486-				
N		8 01	65830-L4001	HINGE ASSY-TOP PANEL		02	1		CUSH	0486-				
N		9 01	65320-11H01	STAY ASSY-TOP PANEL		01			CUSH	0486-				
N		02	-05H00		F/SEAT W/SHOCK ABS	01			OP: CUSH	0486-				
N		10 01	65360-11H02	INSULATOR-TOP PANEL, UPPER		01			CUSH	0486-				
N		11 01	65364-11H02	INSULATOR-TOP PANEL FRONT		01			CUSH	0486-				
N		12 01	65832-F5000	CLIP		08	5		CUSH	0486-				
N		13 01	74521-L1100	WASHER		05	1		CUSH	0486-				
N		14 01	65342-11H01	LOCK ASSY-TOP PANEL SIDE RH		01	1		CUSH	0486-				
N		15 01	65343-11H01	LOCK ASSY-TOP PANEL SIDE LH		01	1		CUSH	0486-				
N		16 01	88642-W6001	STRIKER ASSY		02	1		CUSH	0486-				
N		17 01	65380-11H00	SEAL-TOP PANEL		01			CUSH	0486-				
N		18 01	65380-11H01	SEAL-TOP PANEL		01			CUSH	0486-				

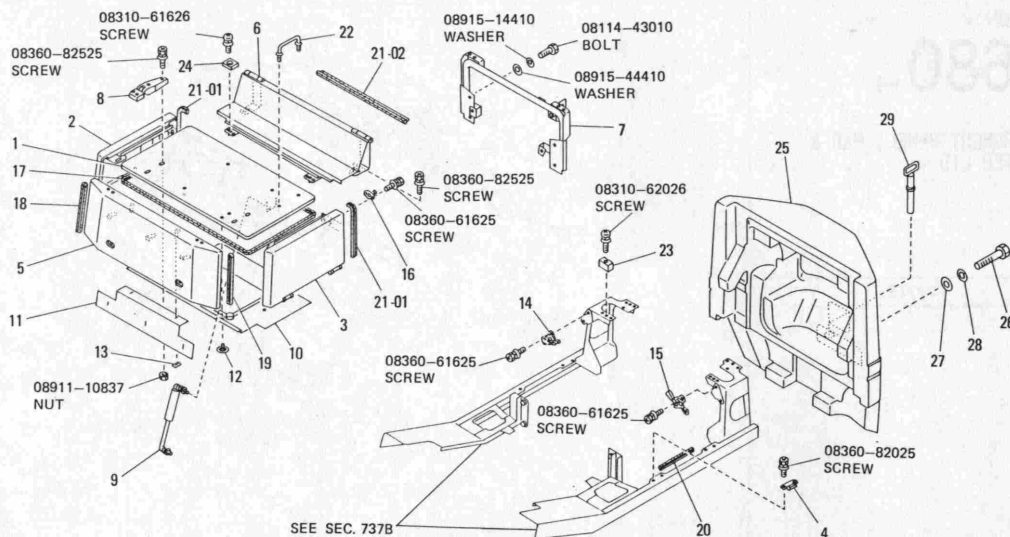
FICHE

3-E13PANEL SUPERIOR, BISAGRA
Y ELEMENTOS DE AJUSTEPANNEAU SUPERIEUR,
CHARNIERE ET RACCORDDACHPLATTE, SCHARNIER
UND BEFESTIGUNGS-
ELEMENTEاللوحة العلوية، المفصلات والمعدات
الطحقة

SECTION NO.

B F 655B-2TOP PANEL, HINGE & FITTING
-CUSH-

NOTE



N/C	S	KEY NO.	PART NUMBER	PART NAME	SPECIFICATION	QTY	UNIT PKG. FOR DIST.	P M C	APPLIED MODEL	APPLIED DATE	ICA NF	FORMER PART NO.	K D	REMARK
N		19 01	65380-11H02	SEAL-TOP PANEL		01			CUSH	0486-				
N		20 01	65380-11H03	SEAL-TOP PANEL		02			CUSH	0486-				
N		21 01	65380-00H04	SEAL-TOP PANEL		02			CUSH	0486-				
N		02	-01H06			01			CUSH	0486-				
N		22 01	65338-11H01	STRAP ASSY-TOP PANEL		01			CUSH	0486-				
N		23 01	65149-L1100	RUBBER-STOPPER		02	1		CUSH	0486-				
N		24 01	65370-11H02	BUMPER-TOP PANEL		02			CUSH	0486-				
N	*	25 01	65510-00H00	COUNTER WEIGHT		01			CUSH>1.0TON	0486-				
N	*	02	-01H00			01			CUSH>1.25TON	0486-				
N	*	03	-02H00			01			CUSH>1.5TON	0486-				
N	*	04	-03H00			01			CUSH>1.75TON	0486-				
N		26 01	65530-L1400	BOLT		01	1		CUSH>1.0TON	0486-				
N		02	65521-L3000			01	1		CUSH>1.25TON	0486-				
N		03	65530-22H00			01			CUSH>1.5K	0486-				
N		27 01	65535-L3000	WASHER		01	1		CUSH	0486-				
N		28 01	59026-L0700	WASHER-LOCK		01	1		CUSH	0486-				
N		29 01	65520-00H00	PIN-TRACTION		01			CUSH	0486-				

FICHE

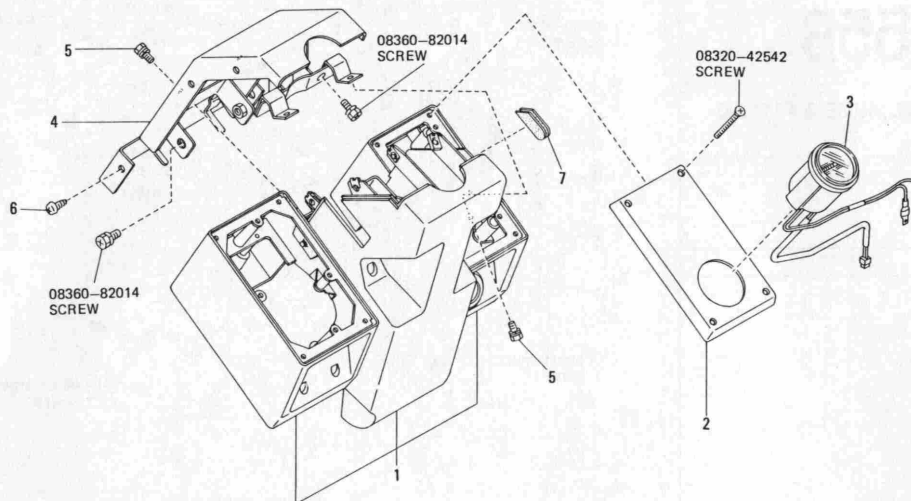
3-E14PANEL DE INSTRUMENTOS,
ALMOHADILLA Y CAJA DEL
GRUPO DE INSTRUMENTOSTABLEAU DE BORD, GRANIS-
SAGE ET COUVERCLE DE
COMBINEINSTRUMENTENBRETT, POL-
STER & INSTRUMENTENVER-
KLEIDUNG

قطاع التابلوه

SECTION NO.

B F 680-1INSTRUMENT PANEL, PAD &
CLUSTER LID

NOTE



N C	S	KEY NO.	PART NUMBER	PART NAME	SPECIFICATION	QTY	UNIT PKG. FOR DIST.	P M C	APPLIED MODEL	APPLIED DATE	ICA NF	FORMER PART NO.	K D	REMARK
N		1 01	68105-00H00	PANEL-METER		01				0486-				
N		2 01	68240-00H00	LID-CLUSTER		01				0486-				
N		3 01	25120-00H00	METER ASSY-HOUR		01	1			0486-				
N		4 01	68110-00H00	FRAME ASSY-METER PANEL		01				0486-				
N		5 01	01121-00272	BOLT		04	20			0486-				
N		6 01	01451-00641	SCREW		06	10			0486-				
N		7 01	24260-00H00	GROMMET		01				0486-				

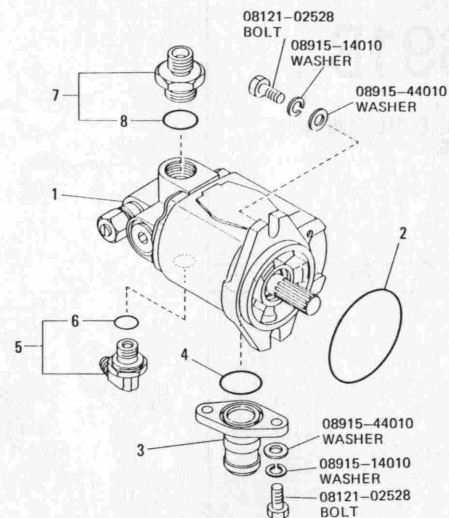
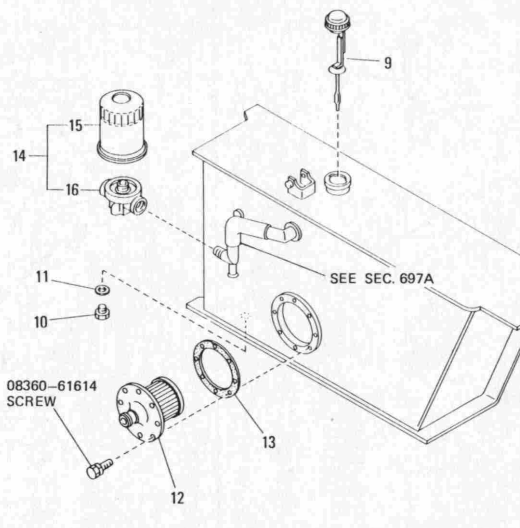
FICHE

3-E15

SECTION NO.

B F 691A-1HYDRAULIC OIL PUMP &
FITTING
-PNEU-

NOTE

BOMBA HIDRAULICA DE A-
CEITE Y PARTES DE FIJA-
CIONPOMPE A HUILE HYDRAULI-
QUE ET PIECES DE FIXATIONHYDRAULIKÖLPUMPE & BE-
SCHLAGTEILEلوحة اجهزة القياس ، البطانة وغطاء
المنقود

N C	S	KEY NO.	PART NUMBER	PART NAME	SPECIFICATION	QTY	UNIT PKG FOR DST	P M C	APPLIED MODEL	APPLIED DATE	IGA NF	FORMER PART NO.	K D	REMARK
N		1 01	69101-04H00	PUMP ASSY-HYDRAULIC OIL		01		1	SD25	0486-				
N		02	-04H01			01			H20	0486-				
N		2 01	69170-L1400	O RING		01		1	PNEU	0486-				
N		3 01	69141-L1101	FLANGE-INLET		01		1	PNEU	0486-				
N		4 01	69171-L1100	O RING		01		1	PNEU	0486-				
N		5 01	69164-11H00	CONNECTOR-OUTLET		01			PNEU	0486-				
N		6 01	69371-L1100	O RING		01		2	PNEU	0486-				
N		7 01	69353-L6000	CONNECTOR-INLET		01		1	PNEU	0486-				
N		8 01	69173-L1100	O RING		01		1	PNEU	0486-				
N		9 01	69260-04H00	GAUGE ASSY-LEVEL		01		1	PNEU	0486-				
N		10 01	01641-00071	PLUG		01			PNEU	0486-				
N		11 01	01352-00291	GASKET		01			PNEU	0486-				
N		12 01	69270-L1100	FILTER ASSY-HYDRAULIC OIL		01		1	PNEU	0486-				
N		13 01	69271-L1100	PACKING-FILTER		01		1	PNEU	0486-				
N		14 01	58395-47601	FILTER ASSY-MICRON		01		1	PNEU	0486-				
N		15 01	58396-47601	FILTER-MICRON		01		1	PNEU	0486-				
N		16 01	58397-47601	BRACKET-MICRON FILTER		01		1	PNEU	0486-				

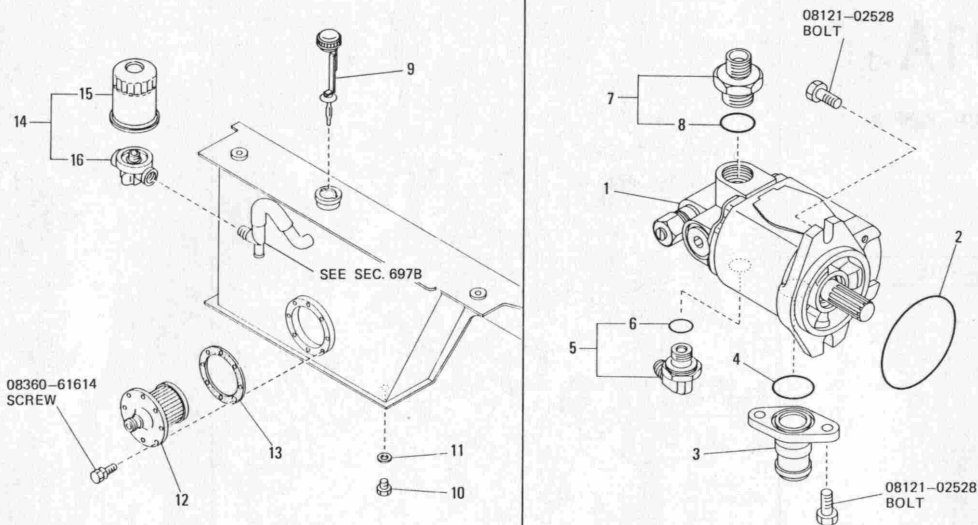
FICHE

3-E16BOMBA HIDRAULICA DE A-
CEITE Y PARTES DE FIJA-
CIONPOMPE A HUILE HYDRAULI-
QUE ET PIECES DE FIXATIONHYDRAULIKÖLPUMPE & BE-
SCHLAGTEILEلوحة اجهزة القياس ، البطانة وغطاء
العنفود

SECTION NO.

B F **691B**-1HYDRAULIC OIL PUMP &
FITTING
-CUSH-

NOTE



N C	S	KEY NO.	PART NUMBER	PART NAME	SPECIFICATION	QTY	UNIT PKG FOR DIST	P M C	APPLIED MODEL	APPLIED DATE	ICA NF	FORMER PART NO.	K D	REMARK
N		1 01	69101-04H01	PUMP ASSY-HYDRAULIC OIL		01			CUSH	0486-				
N		2 01	69170-L1400	O RING		01	1		CUSH	0486-				
N		3 01	69141-L1101	FLANGE-INLET		01	1		CUSH	0486-				
N		4 01	69171-L1100	O RING		01	1		CUSH	0486-				
N		5 01	69164-11H00	CONNECTOR-OUTLET		01			CUSH	0486-				
N		6 01	69371-L1100	O RING		01	2		CUSH	0486-				
N		7 01	69353-L6000	CONNECTOR-INLET		01	1		CUSH	0486-				
N		8 01	69173-L1100	O RING		01	1		CUSH	0486-				
N		9 01	69260-00H00	GAUGE ASSY-LEVEL		01			CUSH	0486-				
N		10 01	01641-00071	PLUG		01			CUSH	0486-				
N		11 01	01352-00291	GASKET		01			CUSH	0486-				
N		12 01	69270-L1100	FILTER ASSY-HYDRAULIC OIL		01	1		CUSH	0486-				
N		13 01	69271-L1100	PACKING-FILTER		01	1		CUSH	0486-				
N		14 01	58395-47601	FILTER ASSY-MICRON		01	1		CUSH	0486-				
N		15 01	58396-47601	FILTER-MICRON		01	1		CUSH	0486-				
N		16 01	58397-47601	BRACKET-MICRON FILTER		01	1		CUSH	0486-				

FICHE

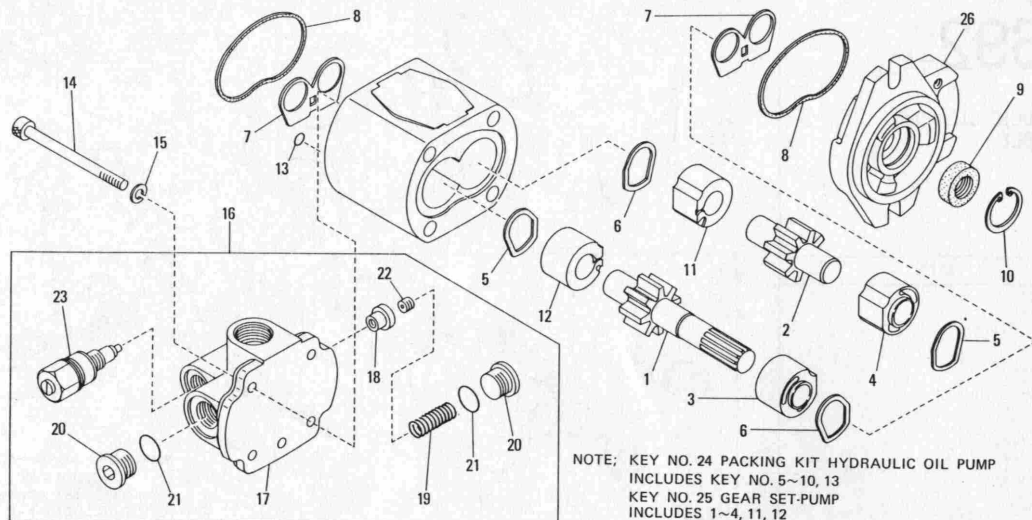
3-F2CONJUNTO DE LA BOMBA
HIDRAULICA DE ACEITEENSEMBLE POMPE A HUILE
HYDRAULIQUEHYDRAULIKÖLPUMPE KOM-
PLETT

تركيب اجهزة الفياس

SECTION NO.

B F 692-1HYDRAULIC OIL PUMP
ASSEMBLY

NOTE



NOTE: KEY NO. 24 PACKING KIT HYDRAULIC OIL PUMP
INCLUDES KEY NO. 5~10, 13
KEY NO. 25 GEAR SET-PUMP
INCLUDES 1~4, 11, 12

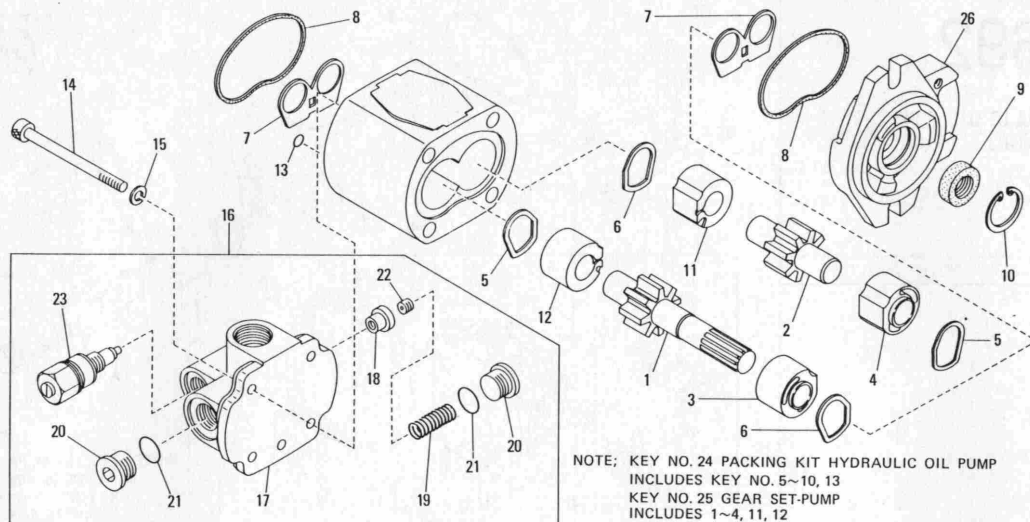
N C	S	KEY NO.	PART NUMBER	PART NAME	SPECIFICATION	QTY	UNIT FIGS FOR DIST	F M C	APPLIED MODEL	APPLIED DATE	ICA NF	FORMER PART NO.	K D	REMARK
*		1 01	69108-L1110	GEAR-DRIVE		01			H20	0486-				
N	*	02	-L1111			01			SD25	0486-				
*		2 01	69109-L1110	GEAR-DRIVEN		01			H20	0486-				
N	*	02	-L1111			01			SD25	0486-				
N	*	3 01	69110-L4000	BUSH-FRONT RH		01				0486-				
N	*	4 01	69111-L4000	BUSH-FRONT LH		01				0486-				
N		5 01	58348-L0800	RING-BACKING RH		02	1			0486-				
N		6 01	58313-L0800	RING-BACKING LH		02	1			0486-				
N		7 01	58320-L0800	SEAL-BUSH		02	1			0486-				
N		8 01	58366-L0800	SEAL-PUMP BODY		02	1			0486-				
N		9 01	58343-L0800	SEAL-OIL		01	1			0486-				
N		10 01	00922-23200	RING-SNAP		01	10			0486-				
N	*	11 01	69112-L1101	BUSH-REAR RH		01				0486-				
N	*	12 01	69113-L1101	BUSH-REAR LH		01				0486-				
N		13 01	69117-04H00	O RING		01				0486-				
N		14 01	69139-L1111	BOLT-SOCKET		04	1		H20	0486-				
N		02	-L1110			04	1		SD25	0486-				
N		15 01	69140-L1100	WASHER-LOCK		04	1			0486-				
N		16 01	69121-04H00	VALVE ASSY-FLOW PRIORITY		01				0486-				
N	*	17 01	69122-11H00	BODY-PRIORITY VALVE		01				0486-				
N	*	18 01	69123-11H00	PLUNGER-PRIORITY VALVE		01				0486-				

FIGURE

3-F3CONJUNTO DE LA BOMBA
HIDRAULICA DE ACEITEENSEMBLE POMPE A HUILE
HYDRAULIQUEHYDRAULIKÖLPUMPE KOM-
PLETT

تركيب اجهزة القياس

SECTION NO.

BF 692-2HYDRAULIC OIL PUMP
ASSEMBLY

NOTE: KEY NO. 24 PACKING KIT HYDRAULIC OIL PUMP
INCLUDES KEY NO. 5~10, 13
KEY NO. 25 GEAR SET-PUMP
INCLUDES 1~4, 11, 12

NOTE

N C	S	KEY NO.	PART NUMBER	PART NAME	SPECIFICATION	QTY	UNIT PKG. FOR DIST.	P M C	APPLIED MODEL	APPLIED DATE	ICA NF	FORMER PART NO.	K D	REMARK
N		19 01	69127-L1100	SPRING-PRIORITY VALVE		01	1			0486-				
N		20 01	69125-L1100	PLUG		02	1			0486-				
N		21 01	58434-47510	O RING		02	1			0486-				
N	*	22 01	69124-L1100	PLUG-ORIFICE		01				0486-				
N		23 01	69129-11H00	VALVE ASSY-RELIEF		01		H20		0486-				
N		02	-04H00			01		SD25		0486-				
N		24 01	69199-04H00	PACKING KIT-HYDRAULIC OIL PUMP		01				0486-				
N		25 01	69197-04H01	GEAR SET-PUMP		01		H20		0486-				
N		02	-04H00			01		SD25		0486-				
N		26 01	69107-L4000	FLANGE-MOUNTING		01	1			0486-				

FICHE.

3-F4

SECTION NO.

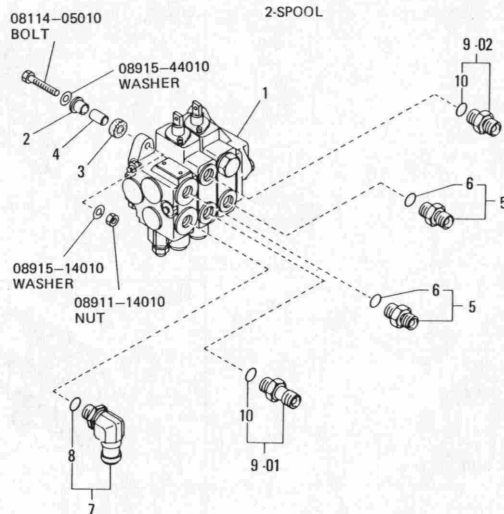
B F 693-1HYDRAULIC CONTROL VALVE &
FITTING

NOTE

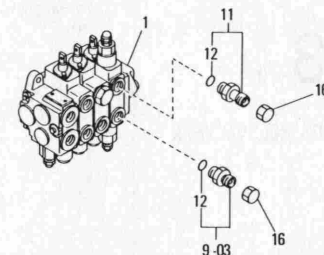
VALVULA DE CONTROL HI-
DRAULICOSOUPAPE DE COMMANDE HY-
DRAULIQUE

HYDRAULIKSTEUERVENTIL

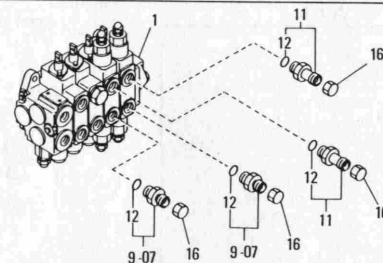
مضخة الزيت الهيدرولي وتركيبتها



3-SPOOL



4-SPOOL



N/C	S	KEY NO.	PART NUMBER	PART NAME	SPECIFICATION	QTY	UNIT PKG FOR DIST	P M C	APPLIED MODEL	APPLIED DATE	ICA NF	FORMER PART NO.	K D	REMARK
N		01	69320-04H00	VALVE ASSY-HYDRAULIC CONTROL		01	1			0486-				
N		02	-04H01		DKKC, 3-SPOOL F/CONT VLV+3+W/O MAST	01	1	OP		0486-				
N		03	-04H01		F/CONT VLVX3	01	1	OP		0486-				
N		04	-04H05		F/CONT VLVX4	01	1	OP		0486-				
N		05	-04H05		DKKC, 4-SPOOL F/CONT VLVX4+W/O MAST	01	1	OP		0486-				
N		06	-04H01		DKKC, 3-SPOOL F/HYDR PIPING UPTO CARR+CONT VLVX3	01	1	OP		0486-				
N		07	-04H03		DKKC, 3-SPOOL F/H, F+CONT VLVX3	01		OP		0486-				
N		08	-04H02		DKKC, 3-SPOOL F/S, F+CONT VLVX3	01		OP		0486-				
N		09	-04H05		DKKC, 4-SPOOL F/HYDR PIPING UPTO CARR+CONT VLVX4	01	1	OP		0486-				
N		10	-04H05		DKKC, 4-SPOOL F/R, C-CASCADE+CONT VLVX4	01	1	OP		0486-				
N		2 01	69391-L4000	INSULATOR-CONTROL VALVE		03	1			0486-				
N		3 01	69392-L4000	INSULATOR-CONTROL VALVE		03	1			0486-				
N		4 01	69394-L4000	SPACER-CONTROL VALVE		03	1			0486-				

FICHE

3-F5

SECTION NO.

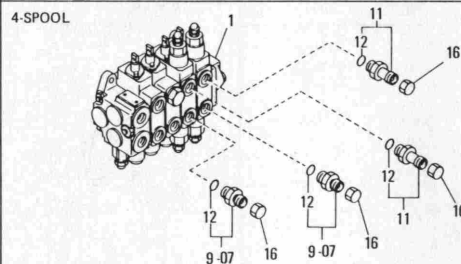
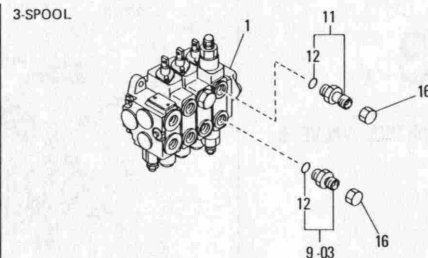
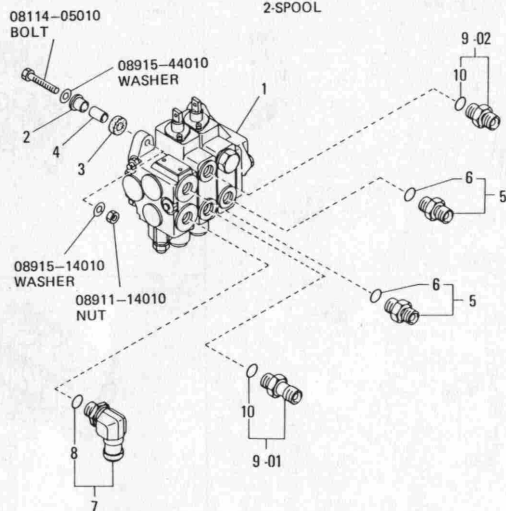
B F 693-2HYDRAULIC CONTROL VALVE &
FITTING

NOTE

VALVULA DE CONTROL HI-
DRAULICOSOUPAPE DE COMMANDE HY-
DRAULIQUE

HYDRAULIKSTEUERVENTIL

مضخة الزيت الهيدرولي وتركيبتها



N	C	s	KEY NO.	PART NUMBER	PART NAME	SPECIFICATION	QTY	UNIT PKGS. FOR DIST.	P M C	APPLIED MODEL	APPLIED DATE	ICA NF	FORMER PART NO.	K D	REMARK
N			5 01	69350-L1100	CONNECTOR ASSY-PUMP & LIFT		02	1			0486-				
N			6 01	69370-L1100	O RING		02	2			0486-				
N			7 01	69351-L1101	CONNECTOR ASSY-VALVE TANK		01	1			0486-				
N			8 01	69370-L1100	O RING		01	2			0486-				
N			9 01	69350-L7001	CONNECTOR ASSY-POWER STEERING PRESSURE		01	1			0486-				
N			02	69662-L1100		F/CONT VLVX3	01	2		OP	0486-				
N			03	69350-L7001		F/CONT VLV+3+W/O MAST	02	1		OP	0486-				
N			04	69662-L1100		F/CONT VLVX3	02	2		OP	0486-				
N			05	-L1100		F/CONT VLVX4	03	1		OP	0486-				
N			06	69350-L7001		F/CONT VLVX4	03	2		OP	0486-				
N			07	69662-L1100		F/CONT VLVX4+W/O MAST	03	2		OP	0486-				
N			08	-L1100		F/HYDR PIPING UPTO CARR+CONT VLVX3	02	2		OP	0486-				
N			09	-L1100		F/H.F+CONT VLVX3	02	2		OP	0486-				
N			10	-L1100		F/S.F+CONT VLVX3	02	2		OP	0486-				
N			11	-L1100		F/HYDR PIPING UPTO CARR+CONT VLVX4	03	2		OP	0486-				
N			12	-L1100											

FICHE

3-F6

SECTION NO.

B F 693-3HYDRAULIC CONTROL VALVE &
FITTING

NOTE

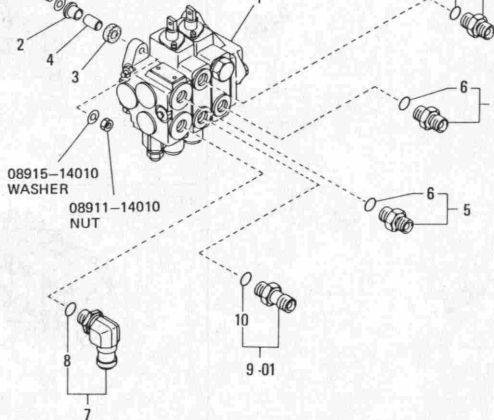
VALVULA DE CONTROL HI-
DRAULICOSOUPAPE DE COMMANDE HY-
DRAULIQUE

HYDRAULIKSTEUERVENTIL

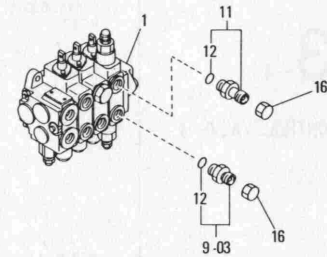
مضخة الزيت الهيدرولي وتربياتها

08114-05010
BOLT08915-44010
WASHER

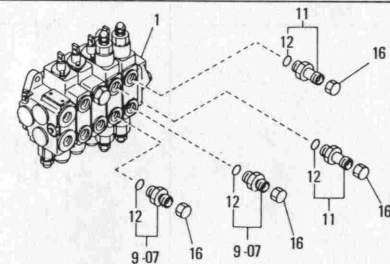
2-SPOOL

08915-14010
WASHER08911-14010
NUT

3-SPOOL



4-SPOOL



N C	S	KEY NO.	PART NUMBER	PART NAME	SPECIFICATION	QTY	UNIT PKG. FOR DIST.	P M C	APPLIED MODEL	APPLIED DATE	ICA NF	FORMER PART NO.	K D	REMARK
N		9 13	69662-L1100	CONNECTOR ASSY-POWER STEERING PRESSURE	F/R,C-CASCADE+CONT VLVX4	03	2	OP		0486-				
N		10 01	69371-L1100	O RING		02	2	OP		0486-				
N		02	-L1100		F/CONT VLVX4	03	2	OP		0486-				
N		03	-L1100		F/CONT VLVX4+W/O MAST	03	2	OP		0486-				
N		04	-L1100		F/HYDR PIPING UPTO CARR+CONT VLVX4	03	2	OP		0486-				
N		05	-L1100		F/R,C-CASCADE+CONT VLVX4	03	2	OP		0486-				
N		11 01	69350-L7001	CONNECTOR ASSY-VALVE	F/CONT VLV+3+W/O MAST	02	1	OP		0486-				
N		02	-L7001		F/CONT VLVX4+W/O MAST	03	1	OP		0486-				
N		03	-L7001		F/HYDR PIPING UPTO CARR+CONT VLVX3	02	1	OP		0486-				
N		04	-L7001		F/H,F+CONT VLVX3	02	1	OP		0486-				
N		05	-L7001		F/S,F+CONT VLVX3	02	1	OP		0486-				
N		06	-L7001		F/HYDR PIPING UPTO CARR+CONT VLVX4	03	1	OP		0486-				
N		07	-L7001		F/R,C-CASCADE+CONT VLVX4	03	1	OP		0486-				
N		12 01	69371-L1100	O RING	F/CONT VLVX3	01	2	OP		0486-				

FIGHE

3-F7

SECTION NO.

B F 693-4

HYDRAULIC CONTROL VALVE & FITTING

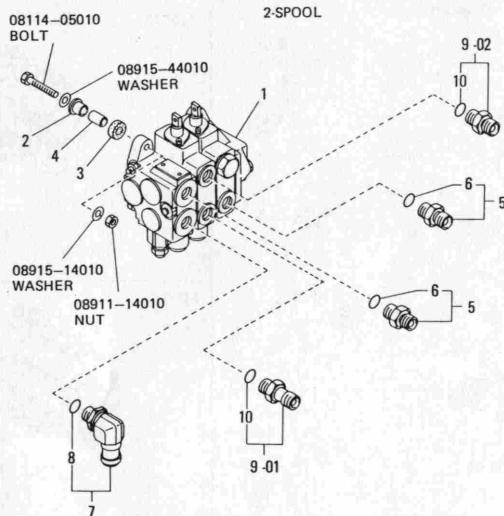
VALVULA DE CONTROL HI-DRAULICO

SOUPEPE DE COMMANDE HY-DRAULIQUE

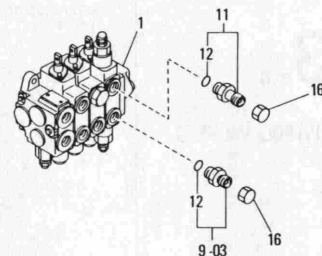
HYDRAULIKSTEUERVENTIL

مضخة الزيت الهيدرولي وتركيباتها

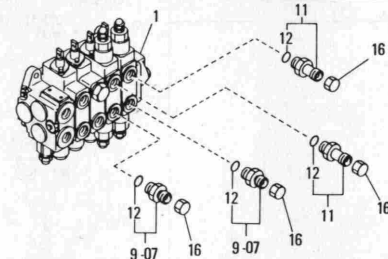
NOTE



3-SPOOL



4-SPOOL



N C	S	KEY NO.	PART NUMBER	PART NAME	SPECIFICATION	QTY	UNIT PKG. FOR DIST.	P M C	APPLIED MODEL	APPLIED DATE	ICA NF	FORMER PART NO.	K D	REMARK
N		12 02	69371-L1100	O RING	F/CONT VLV+3+W/O MAST	02	2	OP		0486-				
N		03	-L1100		F/CONT VLVX4	01	2	OP		0486-				
N		04	-L1100		F/CONT VLVX4+W/O MAST	03	2	OP		0486-				
N		05	-L1100		F/HYDR PIPING UPTO CARR+CONT VLVX3	02	2	OP		0486-				
N		06	-L1100		F/H,F+CONT VLVX3	02	2	OP		0486-				
N		07	-L1100		F/S,F+CONT VLVX3	02	2	OP		0486-				
N		08	-L1100		F/HYDR PIPING UPTO CARR+CONT VLVX4	03	2	OP		0486-				
N		09	-L1100		F/R,C-CASCADE+CONT VLVX4	03	2	OP		0486-				
		13 01		(KEY NUMBER NOT IN USE AT THIS TIME)										
		14 01		(KEY NUMBER NOT IN USE AT THIS TIME)										
		15 01		(KEY NUMBER NOT IN USE AT THIS TIME)										
N		16 01	69395-L1100	PLUG ASSY	F/CONT VLV+3+W/O MAST	02	1	OP		0486-				
N		02	-L1100		F/CONT VLVX3	02	1	OP		0486-				

FICHE

3-F8

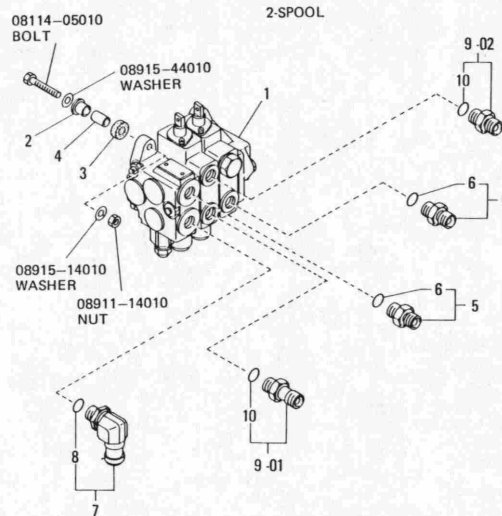
SECTION NO.

B F 693-5**HYDRAULIC CONTROL VALVE & FITTING**VALVULA DE CONTROL HI-
DRAULICOSOUPAPE DE COMMANDE HY-
DRAULIQUE

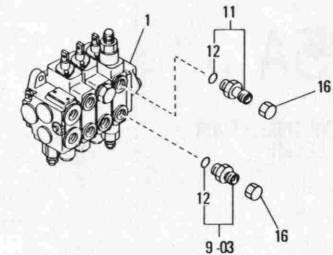
HYDRAULIKSTEUERVENTIL

مضخة الزيت الهيدرولي وتركيبتها

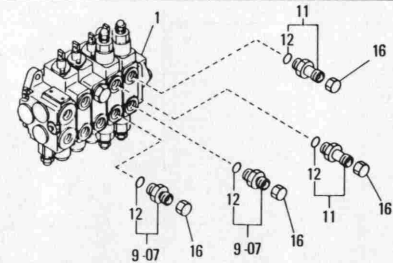
NOTE



3-SPOOL



4-SPOOL



N C	S	KEY NO.	PART NUMBER	PART NAME	SPECIFICATION	QTY	UNT PKG FOR DIST	P M C	APPLIED MODEL	APPLIED DATE	ICA NF	FORMER PART NO.	K D	REMARK
N		16 03	69395-L1100	PLUG ASSY	F/CONT VLX4	04	1	OP	0486-					
N		04	-L1100		F/CONT VLX4+W/O MAST	04	1	OP	0486-					

FICHE

3-F10

SECTION NO.

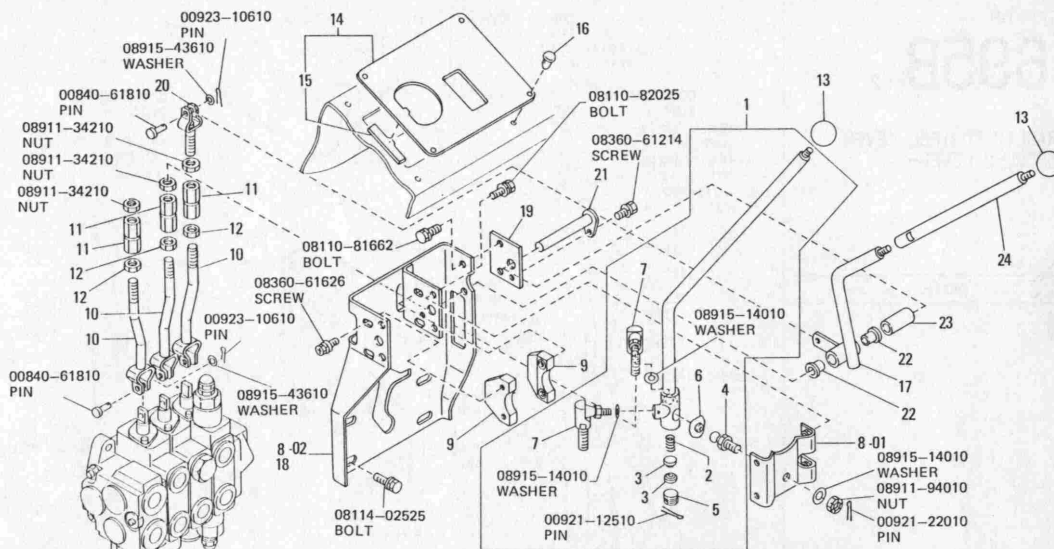
B F 695B-1**HYDRAULIC CONTROL LEVER
-3 SPOOL-2 LEVER-**

NOTE

PALANCA DE CONTROL
HIDRAULICOLEVIER DE COMMANDE
HYDRAULIQUE

HYDRAULIKSTEUERHEBEL

ذراع الصابطة الهيدرولية



N C	S	KEY NO.	PART NUMBER	PART NAME	SPECIFICATION	QTY	UNIT PKG. FOR DIST.	P M C	APPLIED MODEL	APPLIED DATE	ICA NF	FORMER PART NO.	K D	REMARK
N		1 01	69410-10H00	LEVER COMP.-CONTROL VALVE		01	1	OP	0486-					
N		2 01	58415-L0100	SPRING-SEAT LEVER		01	1	OP	0486-					
N		3 01	58413-L0100	SEAT-JOINT LEVER		02	2	OP	0486-					
N		4 01	58412-L0100	JOINT-LEVER		01	1	OP	0486-					
N		5 01	58425-L0100	PLUG-LEVER		01	1	OP	0486-					
N		6 01	58414-L0100	SEAL-LEVER		01	1	OP	0486-					
N		7 01	69418-L1100	JOINT-CONTROL ROD		02	1	OP	0486-					
N		8 01	69471-04H00	BRACKET ASSY-CONTROL LEVER		01		OP	0486-					
N		02	-04H04			01		OP	0486-					
N		9 01	69472-10H00	PLATE-GUIDE		02		OP	0486-					
N		10 01	69452-10H00	ROD-CONTROL VALVE	F/CONT VLVX3	03		OP	0486-					
N		11 01	69454-L1100	BUCKLE-TURN	F/CONT VLVX3	03	1	OP	0486-					
N		12 01	69455-L1100	NUT	F/CONT VLVX3	03	2	OP	0486-					
N		13 01	69411-L1100	KNOB-CONTROL LEVER	F/CONT VLVX3	02	1	OP	0486-					
N		14 01	69466-02H01	COVER COMP.-INSTRUMENT PANEL	F/CONT VLVX3	01		OP	0486-					
N		15 01	69481-L1100	STOPPER-RUBBER		01	1	OP	0486-					
N		16 01	01553-00272	FASTENER		04	10		0486-					
N		17 01	69415-10H07	LEVER-CONTROL VALVE A	F/CONT VLVX3	01		OP	0486-					
N		02	-10H01		F/CONT VLVX3	01		OP:PNEU	0486-					

FICHE

3-F11PALANCA DE CONTROL
HIDRAULICOLEVIER DE COMMANDE
HYDRAULIQUE

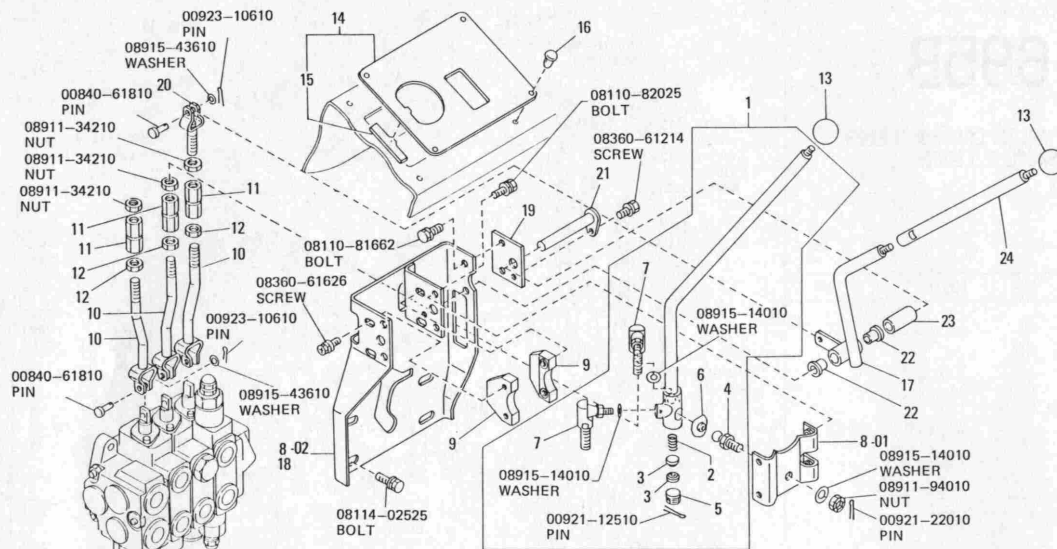
HYDRAULIKSTEUERHEBEL

ذراع الصابطة الهيدرولية

SECTION NO.

B F 695B-2HYDRAULIC CONTROL LEVER
-3 SPOOL-2 LEVER-

NOTE



N C	s	KEY NO.	PART NUMBER	PART NAME	SPECIFICATION	QTY	UNIT PKG FOR DIST	P M C	APPLIED MODEL	APPLIED DATE	ICA NF	FORMER PART NO.	K D	REMARK
N		18 01	69471-04H04	BRACKET ASSY-CONTROL LEVER	F/CONT VLX3	01			OP	0486-				
N		19 01	69471-04H03	BRACKET ASSY-CONTROL LEVER	F/CONT VLX3	01			OP	0486-				
N		20 01	69452-L1113	ROD-CONTROL VALVE	F/CONT VLX3	01	1		OP	0486-				
N		21 01	69445-L1100	PIN ASSY-HINGE	F/CONT VLX3	01	1		OP	0486-				
N		22 01	46525-18000	BUSH-PEDAL	F/CONT VLX3	02	10		OP	0486-				
N		23 01	69433-L1100	COLLAR-CONTROL LEVER	F/CONT VLX3	01	1		OP	0486-				
N		24 01	69416-10H01	LEVER-CONTROL VALVE	F/CONT VLX3	01			OP	0486-				

FICHE

3-F14PALANCA DE CONTROL
HIDRAULICOLEVIER DE COMMANDE
HYDRAULIQUE

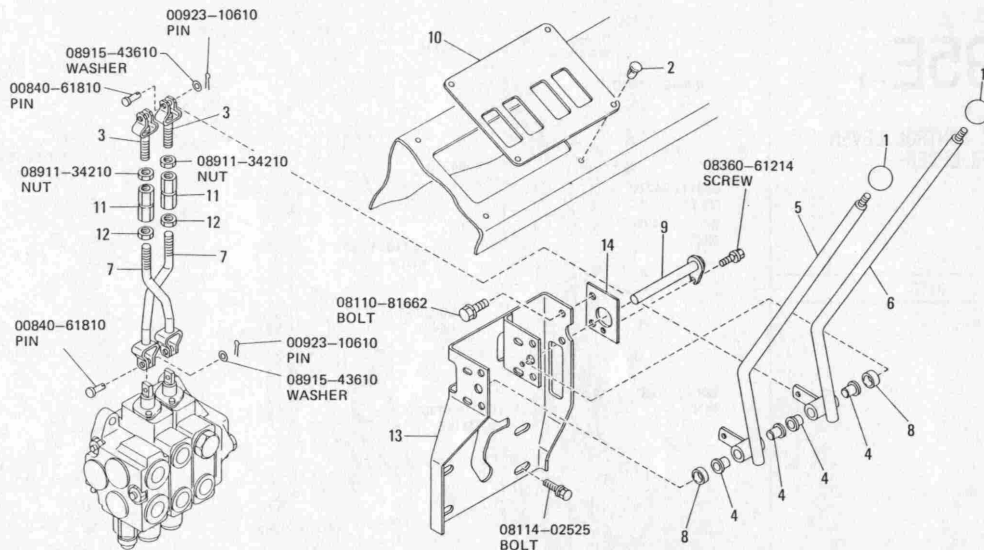
HYDRAULIKSTEUERHEBEL

ذراع الصابطة الهيدرولية

SECTION NO.

B F 695D - 1HYDRAULIC CONTROL LEVER
-2 SPOOL-2 LEVER-

NOTE



N C	S	KEY NO.	PART NUMBER	PART NAME	SPECIFICATION	QTY	UNIT PKG. FOR DIST.	P M C	APPLIED MODEL	APPLIED DATE	ICA NF	FORMER PART NO.	K D	REMARK
N		1 01	69411-L1100	KNOB-CONTROL LEVER	F/HYDR CONT LVR-DBL	02	1	OP		0486-				
N		2 01	01553-00272	FASTENER		04	10			0486-				
N		3 01	69452-L1113	ROD-CONTROL VALVE	F/HYDR CONT LVR-DBL	02	1	OP		0486-				
N		4 01	46525-18000	BUSH-PEDAL	F/HYDR CONT LVR-DBL	04	10	OP		0486-				
N		5 01	69415-10H03	LEVER-CONTROL VALVE LIFT	F/HYDR CONT LVR-DBL	01		OP		0486-				
N		02	-10H11		TRANS CONT-RH LVR	01		OP		0486-				
N		6 01	69415-10H04	LEVER-CONTROL VALVE TILT	F/HYDR CONT LVR-DBL	01		OP		0486-				
N		02	-10H12		TRANS CONT-RH LVR	01		OP		0486-				
N		7 01	69452-10H01	ROD-CONTROL VALVE	F/HYDR CONT LVR-DBL	02		OP		0486-				
N		8 01	69433-L1110	COLLAR-CONTROL LEVER	F/HYDR CONT LVR-DBL	02	1	OP		0486-				
N		9 01	69445-L1101	PIN ASSY-HINGE	F/HYDR CONT LVR-DBL	01	1	OP		0486-				
N		10 01	69475-02H05	COVER-INSTRUMENT PANEL	F/HYDR CONT LVR-DBL	01		OP		0486-				
N		11 01	69454-L1100	BUCKLE-TURN		02		OP		0486-				
N		12 01	69455-L1100	NUT		02		OP		0486-				
N		13 01	69471-04H04	BRACKET ASSY-CONTROL LEVER		01		OP		0486-				
N		14 01	69471-04H03	BRACKET ASSY-CONTROL LEVER		01		OP		0486-				

FICHE

3-F15PALANCA DE CONTROL
HIDRAULICOLEVIER DE COMMANDE
HYDRAULIQUE

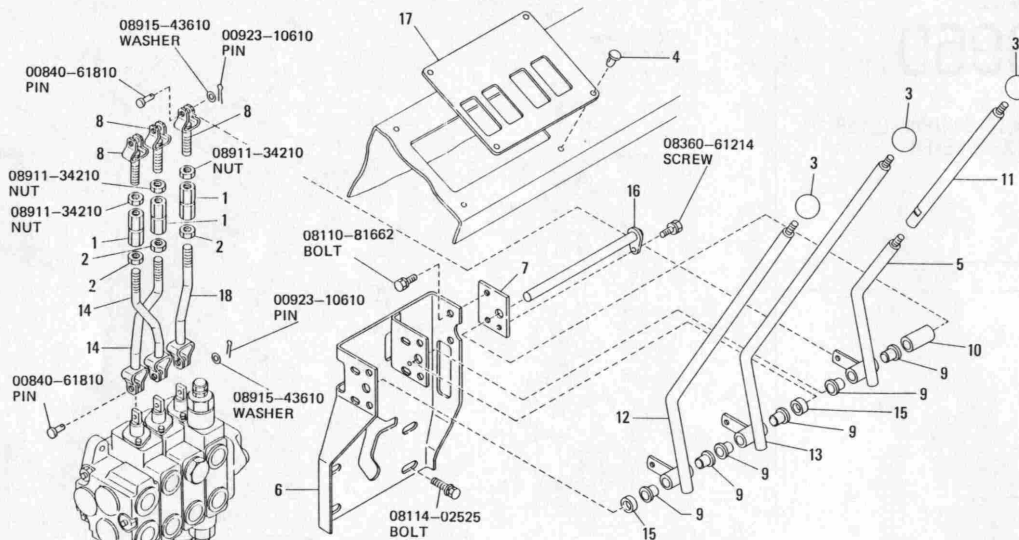
HYDRAULIKSTEUERHEBEL

دراع الضاظة الهيدروليه

SECTION NO.

B F 695E - 1HYDRAULIC CONTROL LEVER
-3 SPOOL-3 LEVER-

NOTE



N/C	s	KEY NO.	PART NUMBER	PART NAME	SPECIFICATION	QTY	UNIT PKG. FOR DIST.	P M C	APPLIED MODEL	APPLIED DATE	ICA NF	FORMER PART NO.	K D	REMARK
N		1 01	69454-L1100	BUCKLE-TURN	F/HYDR CONT LVR-DBL+CONT VLX3	03	1	OP		0486-				
N		2 01	69455-L1100	NUT	F/HYDR CONT LVR-DBL+CONT VLX3	03	2	OP		0486-				
N		3 01	69411-L1100	KNOB-CONTROL LEVER	F/HYDR CONT LVR-DBL+CONT VLX3	03	1	OP		0486-				
N		4 01	01553-00272	FASTENER		04	10			0486-				
N		5 01	69415-10H09	LEVER-CONTROL VALVE A	F/HYDR CONT LVR-DBL+CONT VLX3	01		OP		0486-				
N		02	-10H05		F/HYDR CONT LVR-DBL+CONT VLX3	01		OP:PNEU		0486-				
N		03	-10H13		TRANS CONT-RH LVR	01		OP		0486-				
N		6 01	69471-04H04	BRACKET ASSY-CONTROL LEVER	F/HYDR CONT LVR-DBL+CONT VLX3	01		OP		0486-				
N		7 01	69471-04H03	BRACKET ASSY-CONTROL LEVER	F/HYDR CONT LVR-DBL+CONT VLX3	01		OP		0486-				
N		8 01	69452-L1113	ROD-CONTROL VALVE	F/HYDR CONT LVR-DBL+CONT VLX3	03	1	OP		0486-				
N		9 01	46525-18000	BUSH-PEDAL	F/HYDR CONT LVR-DBL+CONT VLX3	06	10	OP		0486-				
N		10 01	69433-L1100	COLLAR-CONTROL LEVER	F/HYDR CONT LVR-DBL+CONT VLX3	01	1	OP		0486-				
N		11 01	69416-10H01	LEVER-CONTROL VALVE	F/HYDR CONT LVR-DBL+CONT VLX3	01		OP		0486-				

FICHE

3-F16

SECTION NO.

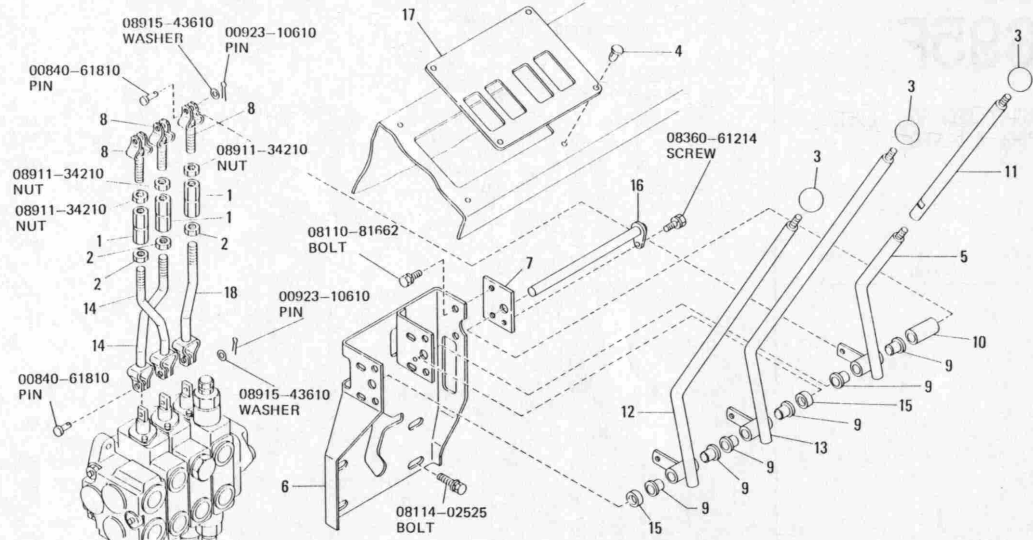
B F 695E-2**HYDRAULIC CONTROL LEVER
-3 SPOOL-3 LEVER-**

NOTE

PALANCA DE CONTROL
HIDRAULICOLEVIER DE COMMANDE
HYDRAULIQUE

HYDRAULIKSTEUERHEBEL

دراع الصاطه الهيدروليه



N C	S	KEY NO.	PART NUMBER	PART NAME	SPECIFICATION	QTY	LMT PKG FOR DIST	P M C	APPLIED MODEL	APPLIED DATE	ICA NF	FORMER PART NO.	K D	REMARK
N		12 01	69415-10H03	LEVER-CONTROL VALVE LIFT	F/HYDR CONT LVR-DBL+CONT VLX3	01			OP	0486-				
N		02	-10H11		TRANS CONT-RH LVR	01			OP	0486-				
N		13 01	69415-10H04	LEVER-CONTROL VALVE TILT	F/HYDR CONT LVR-DBL+CONT VLX3	01			OP	0486-				
N		02	-10H12		TRANS CONT-RH LVR	01			OP	0486-				
N		14 01	69452-10H01	ROD-CONTROL VALVE	F/HYDR CONT LVR-DBL+CONT VLX3	02			OP	0486-				
N		15 01	69433-L1110	COLLAR-CONTROL LEVER	F/HYDR CONT LVR-DBL+CONT VLX3	02	1		OP	0486-				
N		16 01	69445-L1102	PIN ASSY-HINGE	F/HYDR CONT LVR-DBL+CONT VLX3	01	1		OP	0486-				
N		17 01	69475-02H05	COVER-INSTRUMENT PANEL	F/HYDR CONT LVR-DBL+CONT VLX3	01			OP	0486-				
N		18 01	69452-10H00	ROD-CONTROL VALVE	F/HYDR CONT LVR-DBL+CONT VLX3	01			OP	0486-				

FICHE

3-G2PALANCA DE CONTROL
HIDRAULICOLEVIER DE COMMANDE
HYDRAULIQUE

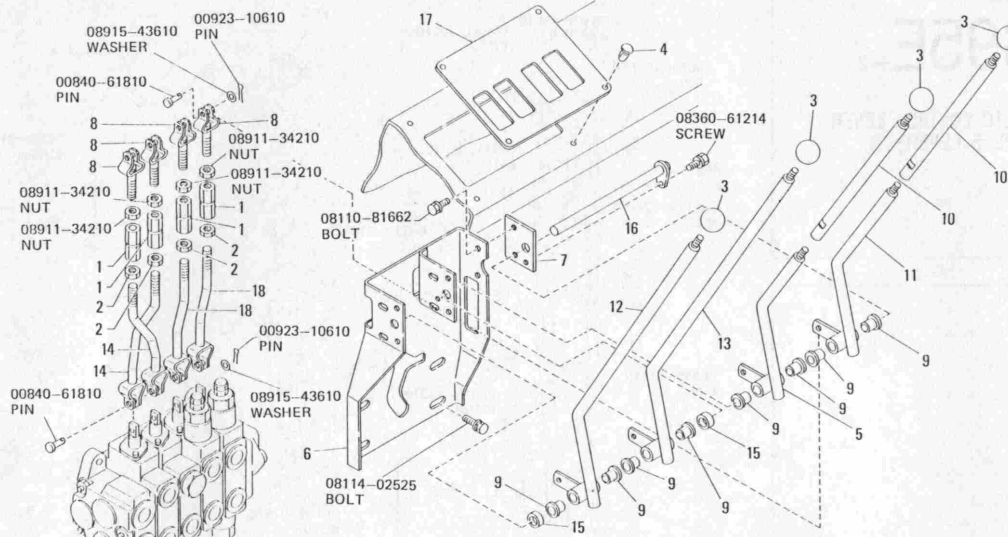
HYDRAULIKSTEUERHEBEL

دراع الصابطة الهيدروليكية

SECTION NO.

B F 695F -1HYDRAULIC CONTROL LEVER
-4 SPOOL-4 LEVER-

NOTE



N C	S	KEY NO.	PART NUMBER	PART NAME	SPECIFICATION	QTY	UNIT PKG FOR DESI	P M C	APPLIED MODEL	APPLIED DATE	ICA NF	FORMER PART NO.	K D	REMARK
N		1 01	69454-L1100	BUCKLE-TURN	F/HYDR CONT LVR-DBL+CONT VLVX4	04	1	OP		0486-				
N		2 01	69455-L1100	NUT	F/HYDR CONT LVR-DBL+CONT VLVX4	04	2	OP		0486-				
N		3 01	69411-L1100	KNOB-CONTROL LEVER	F/HYDR CONT LVR-DBL+CONT VLVX4	04	1	OP		0486-				
N		4 01	01553-00272	FASTENER		04	10			0486-				
N		5 01	69415-10H09	LEVER-CONTROL VALVE A	F/HYDR CONT LVR-DBL+CONT VLVX4	01		OP		0486-				
N		02	-10H05		F/HYDR CONT LVR-DBL+CONT VLVX4	01		OP:PNEU		0486-				
N		03	-10H13		TRANS CONT-RH LVR	01		OP		0486-				
N		6 01	69471-04H04	BRACKET ASSY-CONTROL LEVER	F/HYDR CONT LVR-DBL+CONT VLVX4	01		OP		0486-				
N		7 01	69471-04H03	BRACKET ASSY-CONTROL LEVER	F/HYDR CONT LVR-DBL+CONT VLVX4	01		OP		0486-				
N		8 01	69452-L1113	ROD-CONTROL VALVE	F/HYDR CONT LVR-DBL+CONT VLVX4	04	1	OP		0486-				
N		9 01	46525-18000	BUSH-PEDAL	F/HYDR CONT LVR-DBL+CONT VLVX4	08	10	OP		0486-				
N		10 01	69416-10H01	LEVER-CONTROL VALVE	F/HYDR CONT LVR-DBL+CONT VLVX4	02		OP		0486-				
N		11 01	69415-10H10	LEVER-CONTROL VALVE B	F/HYDR CONT LVR-DBL+CONT VLVX4	02		OP		0486-				

FICHE

3-G4TUBERIA HIDRAULICA DE
ACEITECANALISATION D'HUILE HY-
DRAULIQUE

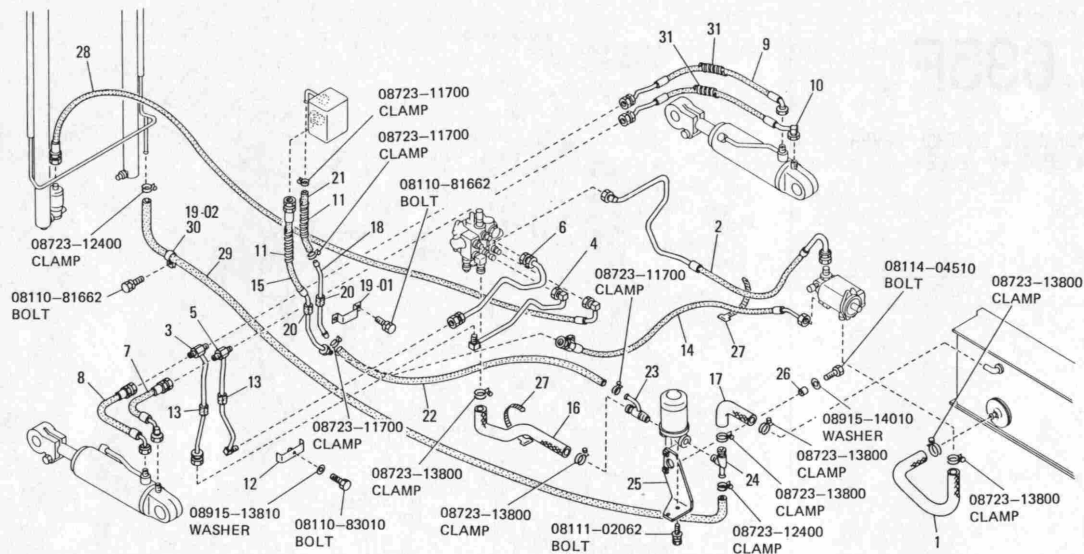
HYDRAULIKÖLROHRLEITUNG

توصيلة خابطة الهيدروليك

SECTION NO.

B F **697A-1**HYDRAULIC OIL PIPING
-PNEU-

NOTE



N C	s	KEY NO.	PART NUMBER	PART NAME	SPECIFICATION	QTY	UNT PKG FOR DIST	P M C	APPLIED MODEL	APPLIED DATE	IGA NF	FORMER PART NO.	K D	REMARK
N		1	01	69610-11H01	HOSE-RUBBER SUCTION	01	1		PNEU>H20	0486-				
N		02		-04H00		01	1		SD25	0486-				
N		2	01	69613-04H01	HOSE ASSY-PUMP	01			PNEU	0486-				
N		3	01	69615-04H01	PIPE ASSY-TILT VALVE A	01			PNEU	0486-				
N		4	01	69615-04H03	PIPE ASSY-TILT VALVE A	01			PNEU	0486-				
N		5	01	69616-04H01	PIPE ASSY-TILT VALVE B	01			PNEU	0486-				
N		6	01	69616-04H03	PIPE ASSY-TILT VALVE B	01			PNEU	0486-				
N		7	01	69630-04H06	HOSE ASSY-TILT A	01			PNEU	0486-				
N		8	01	69630-04H03	HOSE ASSY-TILT B	01			PNEU	0486-				
N		9	01	69630-04H04	HOSE ASSY-TILT	01			PNEU	0486-				
N		10	01	69630-04H09	PIPE & HOSE ASSY-TILT	01			PNEU	0486-				
N		11	01	69690-00H00	PROTECTOR-SPIRAL TUBE	01			PNEU	0486-				
N		12	01	69675-11H01	CLAMP-PIPE	01			PNEU	0486-				
N		13	01	69695-L9000	INSULATOR-TUBE	02	1		PNEU	0486-				
N		14	01	69660-11H03	PIPE & HOSE ASSY-POWER STEERING	01			PNEU>H20	0486-				
N		02		-11H02		01			SD25	0486-				
N		15	01	69660-11H01	PIPE ASSY-POWER STEERING	01			PNEU	0486-				
N		16	01	69640-04H01	HOSE-RUBBER VALVE RETURN	01	1		PNEU	0486-				
N		17	01	69641-04H00	HOSE-RUBBER TANK RETURN	01	1		PNEU	0486-				
N		18	01	69648-11H00	PIPE	01			PNEU	0486-				

FICHE

3-G7

SECTION NO.

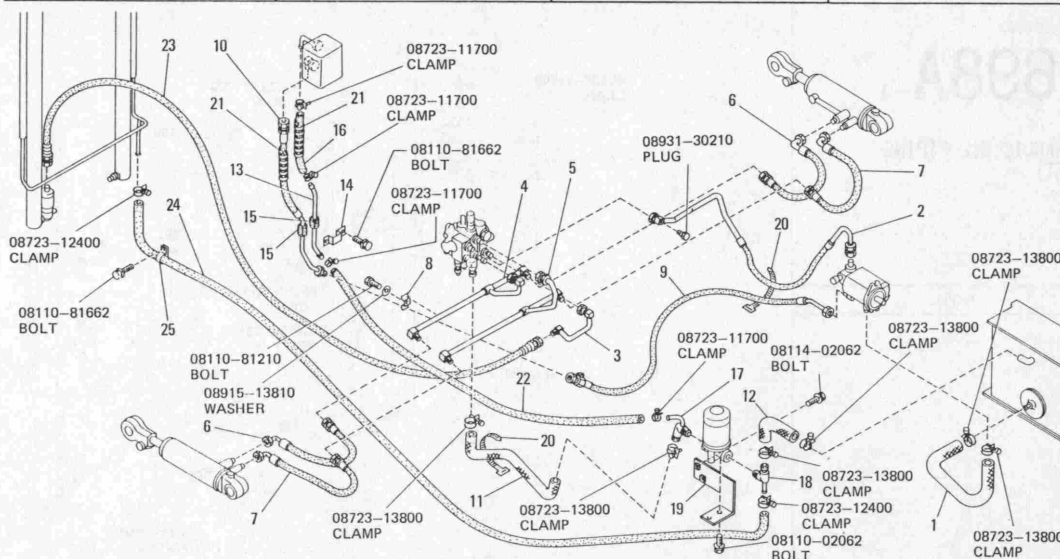
BF 697B-2**HYDRAULIC OIL PIPING
-CUSH-**

NOTE

TUBERIA HIDRAULICA DE
ACEITECANALISATION D'HUILE HY-
DRAULIQUE

HYDRAULIKÖLROHRLEITUNG

توصيلة خابطة الهيدروليك



N C	S	KEY NO.	PART NUMBER	PART NAME	SPECIFICATION	QTY	UNIT PKG. FOR DIST	P M C	APPLIED MODEL	APPLIED DATE	ICA NF	FORMER PART NO.	K D	REMARK
N		19 01	69672-11H01	BRACKET-MICRON FILTER		01			CUSH	0486-				
N	*	20 01	01552-00421	CLIP		02	10		CUSH	0486-				
N		02	-00431			02			CUSH	0486-		⇒ 01552-00421		
N		21 01	69690-00H00	PROTECTOR-SPIRAL TUBE		01			CUSH	0486-				
N		22 01	69694-11H02	HOSE-RUBBER LOW PRESSURE		01	1		CUSH	0486-				
N		23 01	69825-13H00	HOSE ASSY-LIFT		01			CUSH	0486-				
N		02	69636-02H01		F/3F	01			OP: CUSH	0486-				
N		24 01	69694-L1105	HOSE-RUBBER LOW PRESSURE		01	1		CUSH	0486-				
N		25 01	69674-04H00	CLIP		01			CUSH	0486-				

FICHE

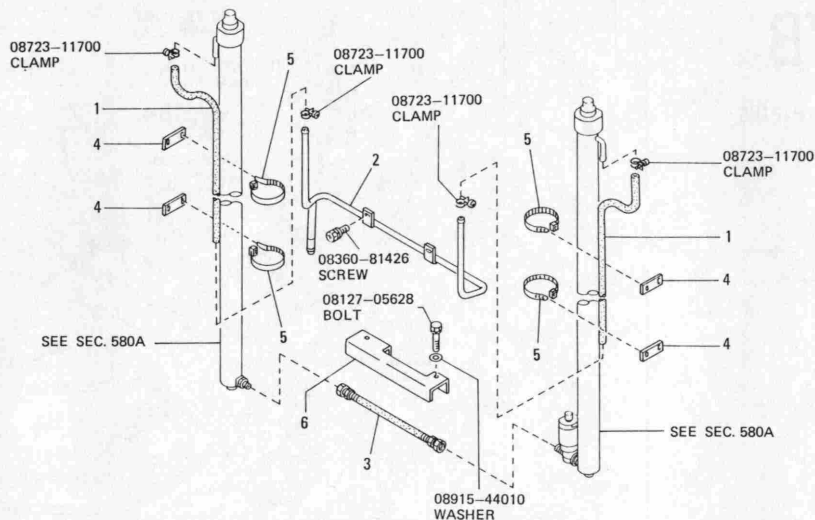
3-G8BOMBA DE ACEITE DE DIREC-
CIONPOMPE A HUILE DE DIREC-
TION ASSISTEEÖLPUMPE DER SERVOLEN-
KUNG

سلندر تشغيل الغرامل

SECTION NO.

B F 698A-1HYDRAULIC OIL PIPING
(MAST)
-2W-

NOTE



N C	S	KEY NO.	PART NUMBER	PART NAME	SPECIFICATION	QTY	UNIT PKG FOR DISTR	P M C	APPLIED MODEL	APPLIED DATE	ICA NF	FORMER PART NO.	K D	REMARK
N		1 01	69694-00H01	HOSE-RUBBER LOW PRESSURE	L=875	02			330F	0486-				
N		02	-22H00		L=280	02			208F	0486-				
N		03	-13H01		L=500	02			250F	0486-				
N		04	-L1611		L=580	02			270F	0486-				
N		05	-13H00		L=730	02			300F	0486-				
N		06	-L2612		L=1010	02			350F	0486-				
N		07	-L1613		L=1130	02			370F	0486-				
N		08	-13H02		L=1345	02			400F	0486-				
N		09	-L2607		L=1575	02	1		450F	0486-				
N		10	-13H03		L=1870	02			500F	0486-				
N		2 01	69664-10H00	PIPE ASSY-RETURN		01				0486-				
N		3 01	69738-13H00	HOSE ASSY-LIFT	L=665	01			2W-H	0486-				
N		02	69636-03H00		L=325	01			2W	0486-				
N		4 01	69666-10H00	BAND-HOSE LIFT CYLINDER		04			300F TO 350F	0486-				
N		02	-10H00			02			208F TO 270F	0486-				
N		03	-10H00			06			370F TO 500F	0486-				
N		5 01	24216-W1000	CABLE-STRAP		04	5		300F TO 350F	0486-				
N		02	-W1000			02	5		208F TO 270F	0486-				
N		03	-W1000			06	5		370F TO 500F	0486-				
N		6 01	58835-L2600	GUARD-HOSE		01	1		2W	0486-				

FICHE

3-G9

BOMBA DE ACEITE DE DIRECCION

POMPE A HUILE DE DIRECTION ASSISTEE

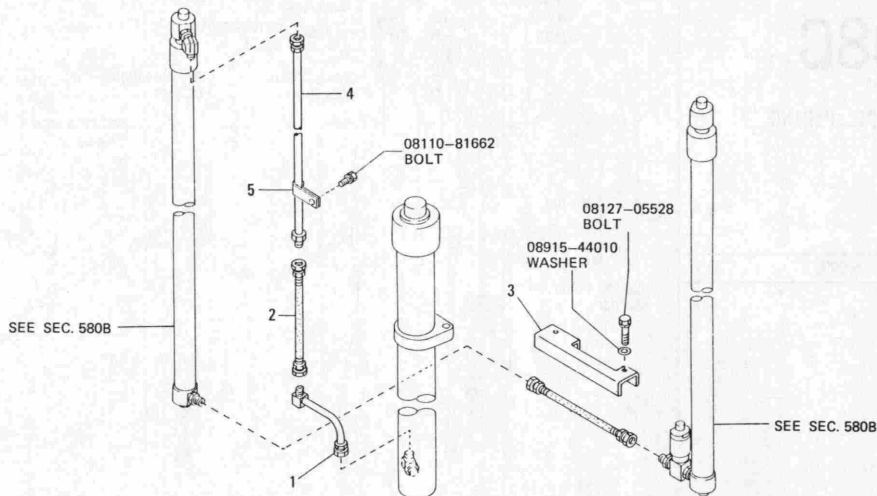
ÖLPUMPE DER SERVOLENKUNG

سندر تشغيل الفرامل

SECTION NO.

B F 698B-1HYDRAULIC OIL PIPING
(MAST)
-2F-

NOTE



N/C	S	KEY NO.	PART NUMBER	PART NAME	SPECIFICATION	QTY	UNIT	P	APPLIED MODEL	APPLIED DATE	ICA NF	FORMER PART NO.	K D	REMARK
							PKG.	M						
N		1 01	59686-11H00	PIPE ASSY-LIFT "A"	L=315	01				0486-				
N		2 01	69636-11H01	HOSE ASSY-LIFT		01				0486-				
N		3 01	58835-L2600	GUARD-HOSE		01	1			0486-				
N		4 01	59686-01H00	PIPE ASSY-LIFT		01			330F	0486-				
N		02	-01H01			01			208F	0486-				
N		03	-01H02			01			250F	0486-				
N		04	-01H03			01			270F	0486-				
N		05	-01H04			01			300F	0486-				
N		06	-01H05		01			350F	0486-					
N		07	-01H06		01			370F	0486-					
N		08	-01H07		01			400F	0486-					
N		5 01	01558-00012	CLAMP-HOSE		01	1		0486-					

FICHE **3-G10**

TUBERIA DE ACEITE
HIDRAULICO (MASTIL)

CANALISATIONS
HYDRAULIQUES (MAT)

HYDRAULIKLEITUNG
(HUBMAST)

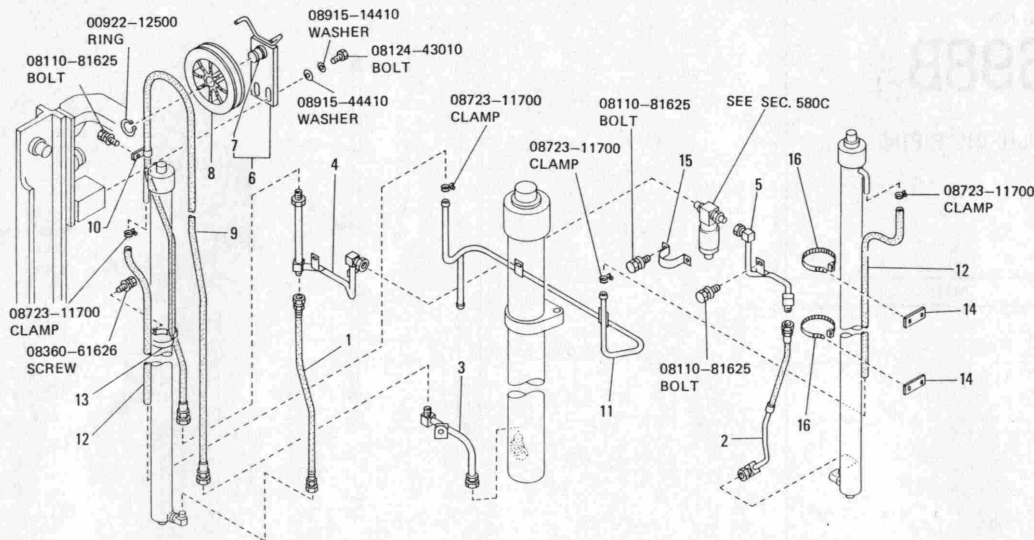
شبكة خرطوم الزيت الهيدرولي (صارية)

SECTION NO.

B F **698C**-1

HYDRAULIC OIL PIPING
(MAST)
-3F-

NOTE



N C	S	KEY NO.	PART NUMBER	PART NAME	SPECIFICATION	QTY	UNIT PKG FOR DIST	P M C	APPLIED MODEL	APPLIED DATE	ICA NF	FORMER PART NO.	K D	REMARK
N		1 01	69735-13H00	HOSE ASSY-NYLON	L=530	01				0486-				
N		2 01	69636-02H00	PIPE&HOSE ASSY-LIFT		01				0486-				
N		3 01	69638-05H00	PIPE ASSY-LIFT "A"		01				0486-				
N		4 01	69638-05H01	PIPE ASSY-LIFT "B"		01	1			0486-				
N		5 01	69638-05H02	PIPE ASSY-LIFT "C"		01				0486-				
N		6 01	59390-12H00	SUPPORT ASSY-HOSE PULLEY		01				0486-				
N		7 01	58512-L8500	SHAFT-HOSE PULLEY		01				0486-				
N		8 01	59395-L1900	PULLEY ASSY-HOSE		01	1			0486-				
N		9 01	69825-03H00	HOSE ASSY-LIFT	L=2560	01			385F	0486-				
N		02	-03H14		L=2670	01			430F	0486-				
N		03	-03H15		L=2970	01			475F	0486-				
N		04	-03H03		L=3430	01			515F	0486-				
N		05	-03H04		L=3680	01			550F	0486-				
N		06	-03H05		L=4060	01			600F	0486-				
N		07	-03H06		L=4560	01			650F	0486-				
N		08	-03H07		L=5060	01			700F	0486-				
N		10 01	69674-04H00	CLAMP		01				0486-				
N		11 01	69664-12H00	PIPE ASSY-RETURN		01				0486-				
N		12 01	69694-11H03	HOSE-RUBBER LOW PRESSURE	L=550	02	1		385F	0486-				
N		02	-L2602		L=700	02			430F	0486-				
N		03	-L2603		L=820	02			475F	0486-				

FICHE

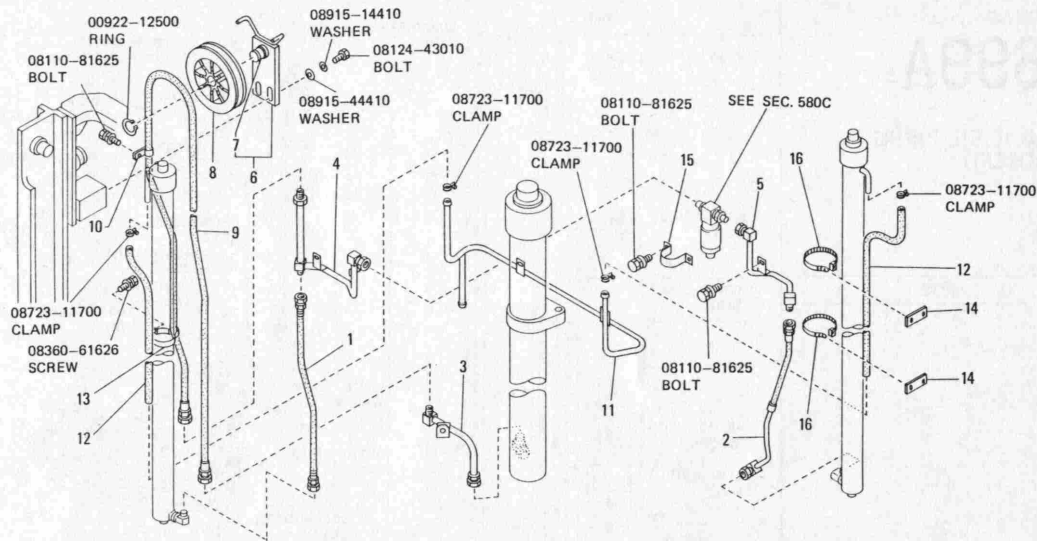
3-G11TUBERIA DE ACEITE
HIDRAULICO (MASTIL)CANALISATIONS
HYDRAULIQUES (MAT)HYDRAULIKLEITUNG
(HUBMAST)

شبكة خرطوم الزيت الهيدرولي (صارية)

SECTION NO.

B F 698C-2HYDRAULIC OIL PIPING
(MAST)
-3F-

NOTE



N C	S	KEY NO.	PART NUMBER	PART NAME	SPECIFICATION	QTY	UNIT PKG FOR DISTR	P M C	APPLIED MODEL	APPLIED DATE	ICA NF	FORMER PART NO.	K D	REMARK
N		12 04	69694-L2600	HOSE-RUBBER LOW PRESSURE	L=960	02	1		515F	0486-				
N		05	-L2604		L=1110	02	1		550F	0486-				
N		06	-L6307		L=1285	02	1		600F	0486-				
N		07	-11H07		L=1520	02			650F	0486-				
N		08	-11H08		L=1770	02			700F	0486-				
N		13 01	69666-02H00	BAND-HOSE LIFT CYLINDER		02				0486-				
N		14 01	69666-10H00	BAND-HOSE LIFT CYLINDER		02			385F	0486-				
N		02	-10H00			04			430F TO 515F	0486-				
N		03	-10H00			06			550F TO 700F	0486-				
N		15 01	59675-L7400	BAND		01	1			0486-				
N		16 01	24216-W1000	CABLE-STRAP		02	5		385F	0486-				
N		02	-W1000			04	5		430F TO 515F	0486-				
N		03	-W1000			06	5		550F TO 700F	0486-				

FICHE

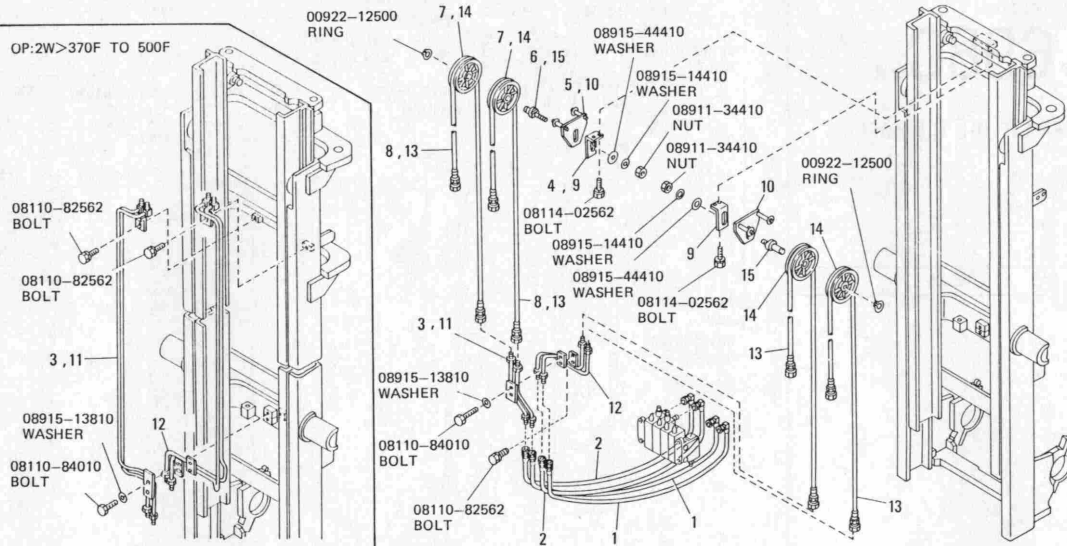
3-G12TUBERIA DE ACEITE
HIDRAULICO (ACCESORIOS)CANALISATIONS
HYDRAULIQUES
(ACCESSOIRES)HYDRAULIKLEITUNG
(ZUBEHÖR)

سك حراطيم الزيت الهيدرولي (وصله)

SECTION NO.

B F 699A-1HYDRAULIC OIL PIPING
(ATTACHMENT)
-2W-

NOTE



N C	S	KEY NO.	PART NUMBER	PART NAME	SPECIFICATION	QTY	UNIT PKG FOR DST	P M C	APPLIED MODEL	APPLIED DATE	ICA NF	FORMER PART NO.	K D	REMARK
N		1	69737-03H04	HOSE-RUBBER HIGH PRESSURE	F/CONT VLVX3	01			2W	0486-				
N		02	-03H04		F/CONT VLVX4	02			2W	0486-				
N		2	69737-03H05	HOSE-RUBBER HIGH PRESSURE	F/CONT VLVX3	01			2W	0486-				
N		02	-03H05		F/CONT VLVX4	02			2W	0486-				
N		3	69740-13H01	PIPE ASSY-MAST 3A	3&4-SPOOL ATCH F/CONT VLVX3	01			OP:2W>208F TO 350 F	0486-				
N		02	-03H01		F/CONT VLVX3	01			OP:2W>370F	0486-				
N		03	-03H00		3&4-SPOOL 400F F/CONT VLVX3	01			OP:2W>400F TO 500 F	0486-				
N		4	69760-03H00	BRACKET ASSY-PULLEY	3&4-SPOOL ATCH F/CONT VLVX3	01			OP:2W	0486-				
N		5	69764-13H02	PROTECTOR-HOSE PULLEY	3&4-SPOOL ATCH F/CONT VLVX3	01			OP:2W	0486-				
N		6	69763-L8500	SHAFT-PULLEY	F/CONT VLVX3	01	1		OP:2W	0486-				
N		7	59395-L7400	PULLEY ASSY-HOSE	F/CONT VLVX3	02	1		OP:2W	0486-				
N		8	69735-13H08	HOSE ASSY-NYLON	L=2630 300F F/CONT VLVX3	02			OP:2W>300F	0486-				
N		02	-13H03		L=1720 208F F/CONT VLVX3	02			OP:2W>208F	0486-				
N		03	-13H04		L=2140 250F F/CONT VLVX3	02			OP:2W>250F	0486-				
N		04	-13H05		L=2330 270F F/CONT VLVX3	02			OP:2W>270F	0486-				

FICHE

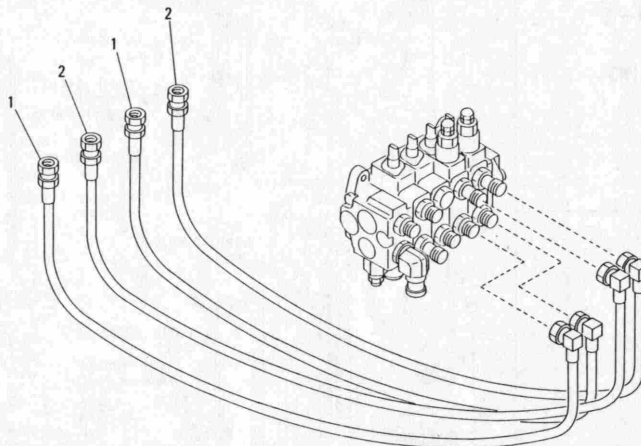
3-G15TUBERIA DE ACEITE
HIDRAULICO (ACCESORIOS)CANALISATIONS
HYDRAULIQUES
(ACCESSOIRES)HYDRAULIKLEITUNG
(ZUBEHÖR)

شبكة خرطوم الزيت الهيدرولي (وصله)

SECTION NO.

B F 699B-1HYDRAULIC OIL PIPING
(ATTACHMENT)
-2F-

NOTE



N C	S	KEY NO.	PART NUMBER	PART NAME	SPECIFICATION	QTY	UNIT PKG. FOR DIST	P M C	APPLIED MODEL	APPLIED DATE	ICA NF	FORMER PART NO.	K D	REMARK
N		1 01	69737-03H04	HOSE-RUBBER HIGH PRESSURE	F/CONT VLVX3	01			OP:PNEU	0486-				
N		02	-03H04		F/CONT VLVX4	02			OP:PNEU	0486-				
N		2 01	69737-03H05	HOSE-RUBBER HIGH PRESSURE	F/CONT VLVX3	01			OP:PNEU	0486-				
N		02	-03H05		F/CONT VLVX4	02			OP:PNEU	0486-				

FICHE

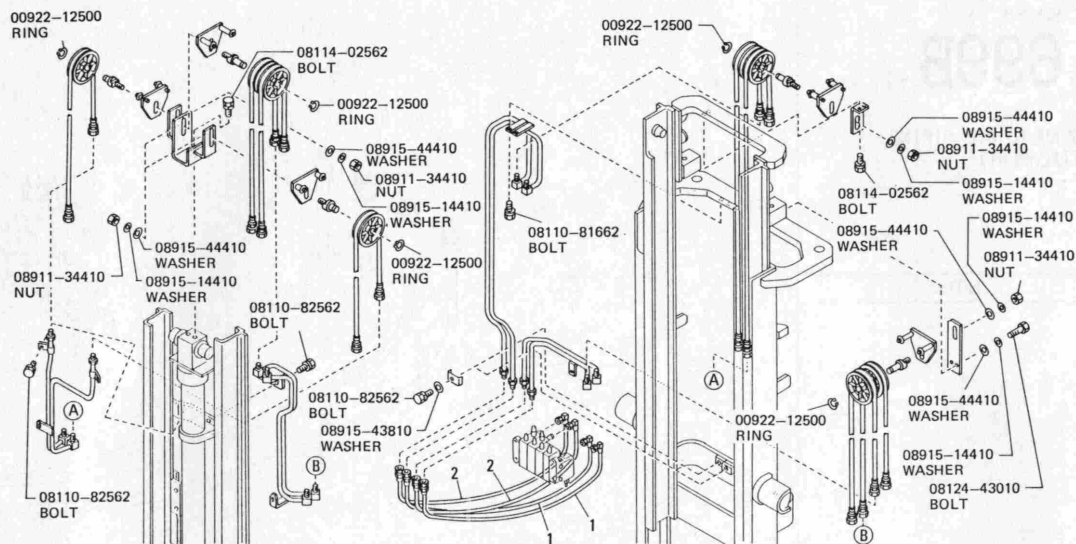
3-G16TUBERIA DE ACEITE
HIDRAULICO (ACCESORIOS)CANALISATIONS
HYDRAULIQUES
(ACCESSOIRES)HYDRAULIKLEITUNG
(ZUBEHÖR)

سكّه خرطوم الزيت الهيدرولي (وصله)

SECTION NO.

B F **699C-1**HYDRAULIC OIL PIPING
(ATTACHMENT)
-3F-

NOTE



N C	S	KEY NO.	PART NUMBER	PART NAME	SPECIFICATION	QTY	UNIT PKG FOR DIST	P M C	APPLIED MODEL	APPLIED DATE	ICA NF	FORMER PART NO.	K D	REMARK
N		1	01	69737-03H04	HOSE-RUBBER HIGH PRESSURE	F/CONT VLVX3	01		OP:PNEU	0486-				
N			02	-03H04	F/CONT VLVX4		02		OP:PNEU	0486-				
N		2	01	69737-03H05	HOSE-RUBBER HIGH PRESSURE	F/CONT VLVX3	01		OP:PNEU	0486-				
N			02	-03H05	F/CONT VLVX4		02		OP:PNEU	0486-				

FICHE

3-H2

SECTION NO.

B F 737A-1**OVER HEAD GUARD
-PNEU-**

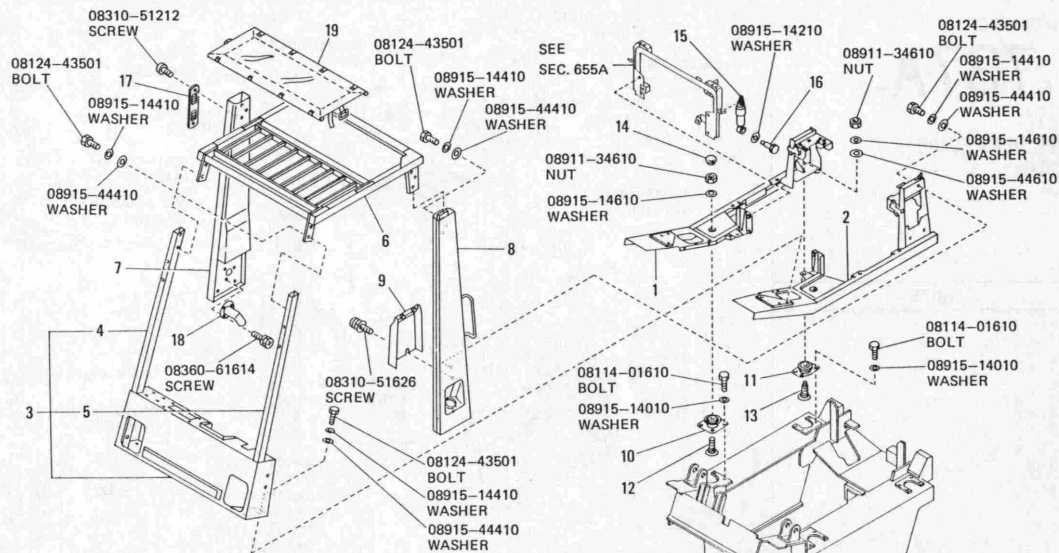
NOTE

PROTECTOR SUPERIOR

PROTECTION DE TETE

ÜBERKOPFSCHUTZBÜGEL

واقي علوي



N/C	S	KEY NO.	PART NUMBER	PART NAME	SPECIFICATION	QTY	UNIT PKG FOR DIST	P M C	APPLIED MODEL	APPLIED DATE	ICA NF	FORMER PART NO.	K D	REMARK
N		1 01	60560-04H00	FRAME ASSY-CAB, LOWER RH		01			PNEU	0486-				
N		2 01	60561-04H00	FRAME ASSY-CAB, LOWER LH		01			PNEU	0486-				
N		3 01	73710-04H00	GUARD ASSY-OVER HEAD, FRONT		01			PNEU	0486-				
N		4 01	73720-04H00	GUARD ASSY-FRONT PILLER RH		01			PNEU	0486-				
N		5 01	73721-04H00	GUARD ASSY-FRONT PILLER LH		01			PNEU	0486-				
N		6 01	73730-04H00	GUARD ASSY-OVER HEAD, UPPER		02			PNEU	0486-				
N		7 01	73760-04H00	GUARD ASSY-REAR PILLER RH	F/RR COMBI LAMP	02			OP:PNEU	0486-				
N		02	-05H00			02			PNEU	0486-				
N		8 01	73761-04H00	GUARD ASSY-REAR PILLER LH	F/RR COMBI LAMP	02			OP:PNEU	0486-				
N		02	-05H00			02			PNEU	0486-				
N		9 01	73785-11H00	COVER-REAR PILLAR INNER		01			PNEU	0486-				
N		10 01	60620-04H00	INSULATOR-CAB MOUNTING		02			OP:PNEU	0486-				
N		02	-04H01			02			PNEU	0486-				
N		11 01	60621-04H00	INSULATOR-CAB MOUNTING		02			PNEU	0486-				
N		12 01	60626-04H00	STOPPER-INSULATOR, CAB MOUNTING FRONT		02			PNEU	0486-				
N		13 01	60627-04H00	STOPPER-INSULATOR, CAB MOUNTING REAR		02			PNEU	0486-				

FICHE

3-H3

SECTION NO.

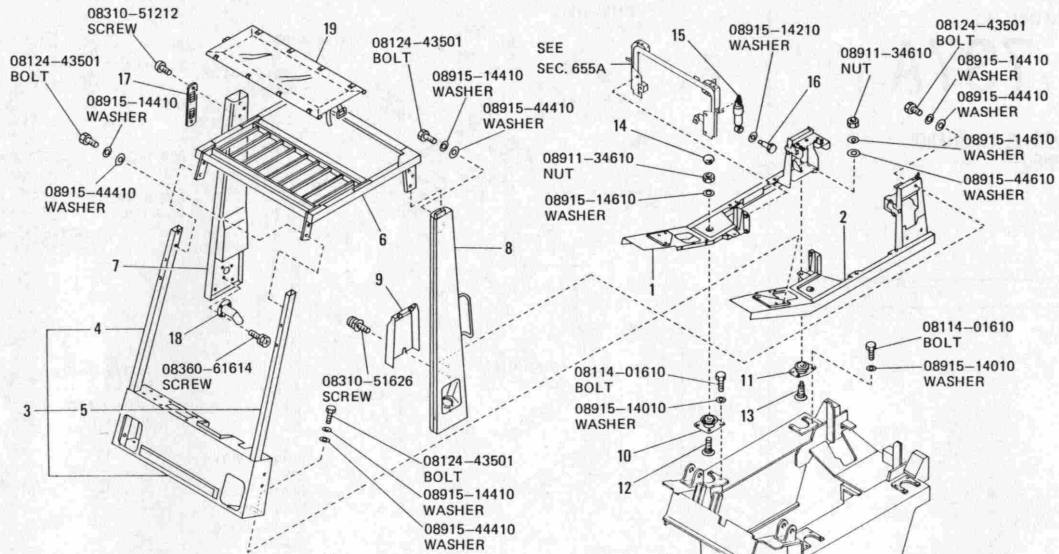
B F 737A-2**OVER HEAD GUARD
-PNEU-**

PROTECTOR SUPERIOR

PROTECTION DE TETE

ÜBERKOPFSCHUTZBÜGEL

واقي علوى



NOTE

N/C	S	KEY NO.	PART NUMBER	PART NAME	SPECIFICATION	QTY	UNIT PKG. FOR DIST.	P M C	APPLIED MODEL	APPLIED DATE	ICA NF	FORMER PART NO.	K D	REMARK
N		14 01	60628-11H00	PLUG-CAB		02			PNEU	0486-				
N		15 01	60630-04H00	ABSORBER ASSY-SHOCK,CAB		02			PNEU	0486-				
N		16 01	60638-04H00	BOLT-MOUNTING,SHOCK ABSORBER		02			PNEU	0486-				
N		17 01	76818-11H00	FINISHER-AIR INLET		01			PNEU	0486-				
N		18 01	16576-00H00	PIPE ASSY-AIR		01			PNEU	0486-				
N		19 01	73790-04H00	BLIND-SUN	F/SUN BLIND	01	1		OP:PNEU	0486-				

FICHE

3-H4

SECTION NO.

B F 737B-1**OVER HEAD GUARD
-CUSH-**

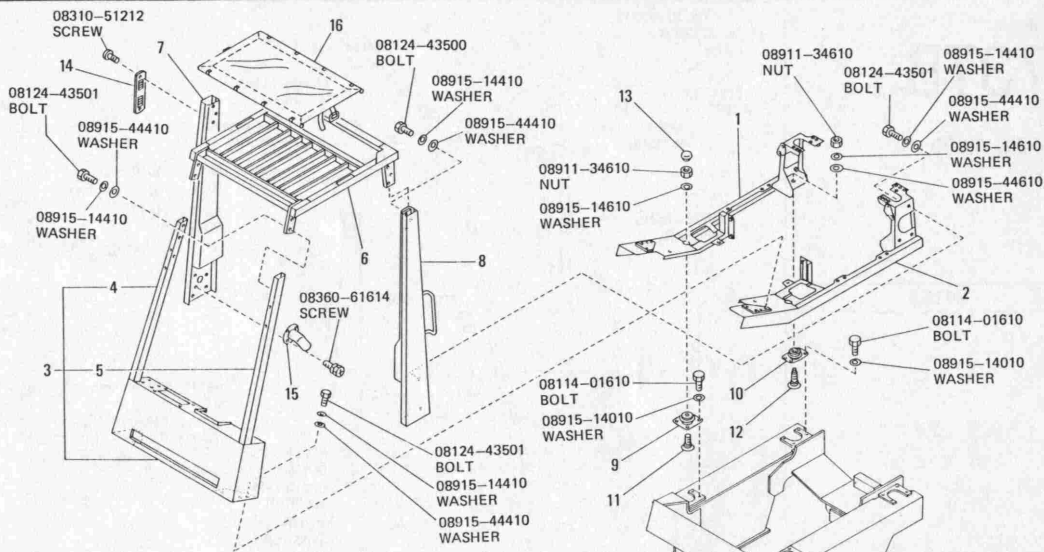
NOTE

PROTECTOR SUPERIOR

PROTECTION DE TETE

ÜBERKOPFSCHUTZBÜGEL

واقى علوى



N C	S	KEY NO.	PART NUMBER	PART NAME	SPECIFICATION	QTY	UNIT PKG. FOR DIST	P M C	APPLIED MODEL	APPLIED DATE	ICA NF	FORMER PART NO.	K D	REMARK
N		1 01	60560-00H00	FRAME ASSY-CAB, LOWER RH		01			CUSH	0486-				
N		2 01	60561-00H00	FRAME ASSY-CAB, LOWER LH		01			CUSH	0486-				
N		3 01	73710-00H00	GUARD ASSY-OVER HEAD, FRONT		01			CUSH	0486-				
N		4 01	73720-11H00	GUARD ASSY-FRONT PILLER RH		01			CUSH	0486-				
N		5 01	73721-11H00	GUARD ASSY-FRONT PILLER LH		01			CUSH	0486-				
N		6 01	73730-00H00	GUARD ASSY-OVER HEAD, UPPER		01			CUSH	0486-				
N		7 01	73760-01H00	GUARD ASSY-REAR PILLER RH	F/R R COMBI LAMP	01			OP: CUSH	0486-				
N		02	-00H00			01			CUSH	0486-				
N		8 01	73761-01H00	GUARD ASSY-REAR PILLER LH	F/R R COMBI LAMP	01			OP: CUSH	0486-				
N		9 01	60620-06H01	INSULATOR-CAB MOUNTING		02			CUSH	0486-				
N		10 01	60621-06H00	INSULATOR-CAB MOUNTING		02			CUSH	0486-				
N		11 01	60626-04H00	STOPPER-INSULATOR, CAB MOUNTING FRONT		02			CUSH	0486-				
N		12 01	60627-04H00	STOPPER-INSULATOR, CAB MOUNTING REAR		02			CUSH	0486-				
N		13 01	60628-11H00	PLUG-CAB		02			CUSH	0486-				
N		14 01	76818-11H00	FINISHER-AIR INLET		01			CUSH	0486-				
N		15 01	16576-01H00	PIPE ASSY-AIR		01			CUSH	0486-				

FICHE

3-H5

SECTION NO.

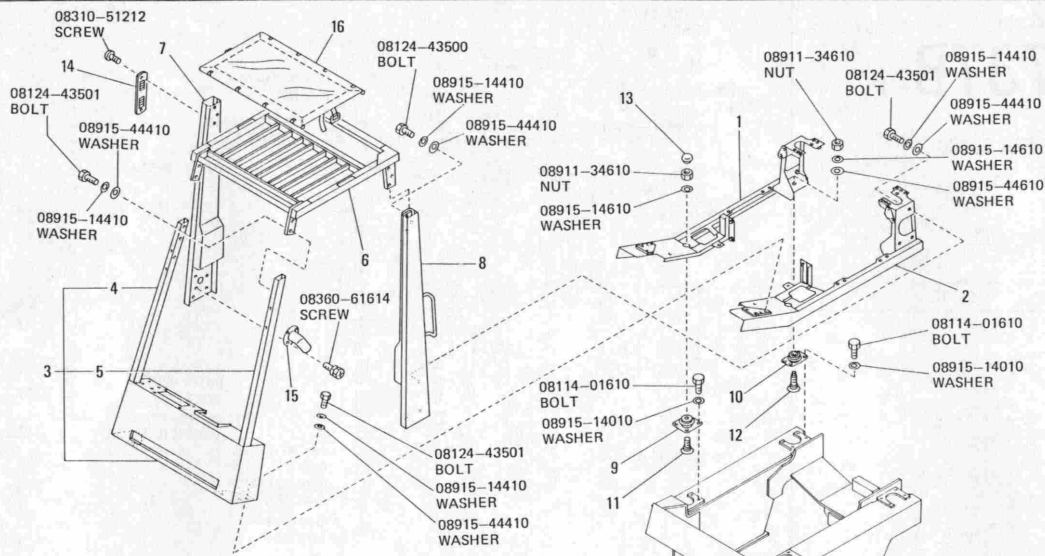
B F 737B-2**OVER HEAD GUARD
-CUSH-**

PROTECTOR SUPERIOR

PROTECTION DE TETE

ÜBERKOPFSCHUTZBÜGEL

واقى علوى



NOTE

N C	s	KEY NO.	PART NUMBER	PART NAME	SPECIFICATION	QTY	UNIT PKG. FOR DIST.	P M C	APPLIED MODEL	APPLIED DATE	IGA NF	FORMER PART NO.	K D	REMARK
N		16 01	73790-00H00	BLIND-SUN	F/SUN BLIND	01			OP:CUSH	0486-				

FIGURE

3-H6

PANEL DEL PISO

PANNEAU DE PLANCHER

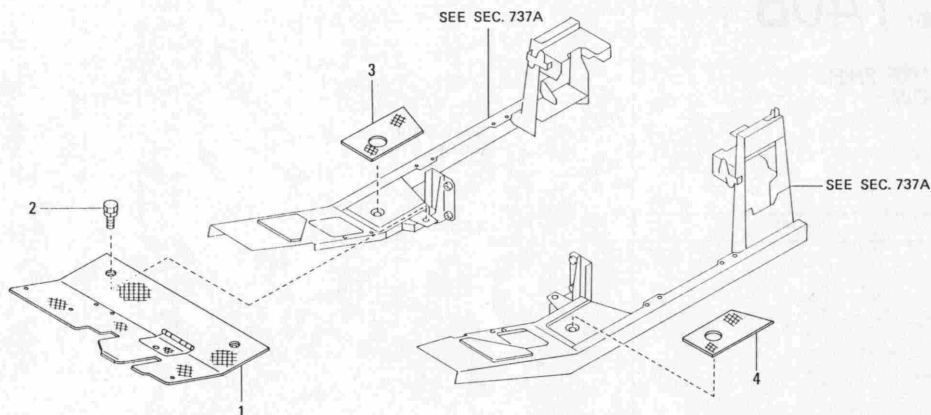
BODENBLECH

قطاع الارض

SECTION NO.

B F 740A-1FLOOR PANEL
-PNEU-

NOTE



N C	S	KEY NO.	PART NUMBER	PART NAME	SPECIFICATION	QTY	UNIT PKG. FOR DIST.	P M C	APPLIED MODEL	APPLIED DATE	IGA NF	FORMER PART NO.	R D	REMARK
N		1 01	74510-11H00	BOARD ASSY-REAR FLOOR		01			PNEU	0486-				
N		2 01	01436-00071	BOLT		04	10		PNEU	0486-				
N		3 01	74906-04H00	MAT-REAR FLOOR RH		01	1		PNEU	0486-				
N		4 01	74907-04H00	MAT-REAR FLOOR LH		01	1		PNEU	0486-				

FICHE **3-H7**

SECTION NO.

B F **740B-1**

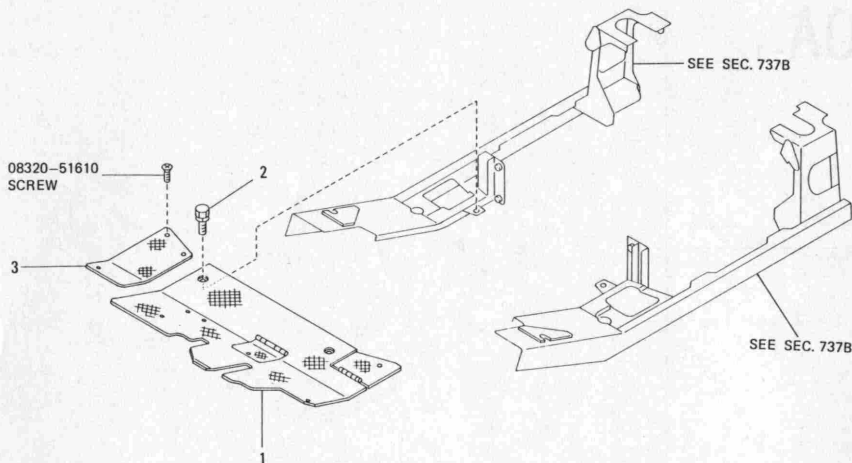
FLOOR PANEL
-CUSH-

PANEL DEL PISO

PANNEAU DE PLANCHER

BODENBLECH

قطاع الارض



NOTE

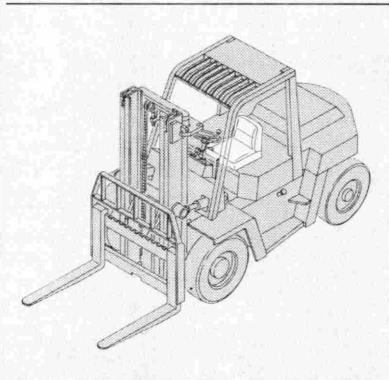
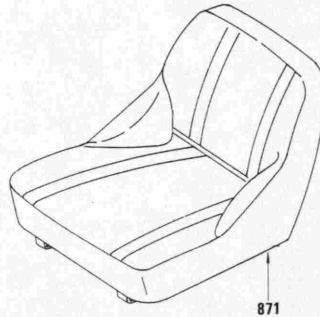
N C	S	KEY NO.	PART NUMBER	PART NAME	SPECIFICATION	QTY	UNIT PKG FOR DIST	P M C	APPLIED MODEL	APPLIED DATE	ICA NF	FORMER PART NO.	K D	REMARK
N		1 01	74510-00H00	BOARD ASSY-REAR FLOOR		01			CUSH	0486-				
N		2 01	01436-00071	BOLT		03	10		CUSH	0486-				
N		3 01	74556-00H00	PANEL-STEP		01			CUSH	0486-				

FICHE

3-I1

GROUP INDEX BODY (SIDE, REAR & SEAT)

ILLUSTRATIONS SHOWN IN GENERAL INDEX AND GROUP INDEX ARE GENERALIZED DESCRIPTIONS FOR ALL MODELS AND ARE NOT PRECISE IN ALL DETAILS.



SECTION NAME	SECTION NO.	GRID
SEAT	871	I 2

K

GROUP INDEX BODY (SIDE, REAR & HEAD)

3-11

1. FRONT VIEW (SIDE, REAR & HEAD)
2. REAR VIEW (SIDE, REAR & HEAD)
3. HEAD VIEW (SIDE, REAR & HEAD)
4. BODY VIEW (SIDE, REAR & HEAD)

FICHE

3-I2

ASIENTO

SIEGE

SITZ

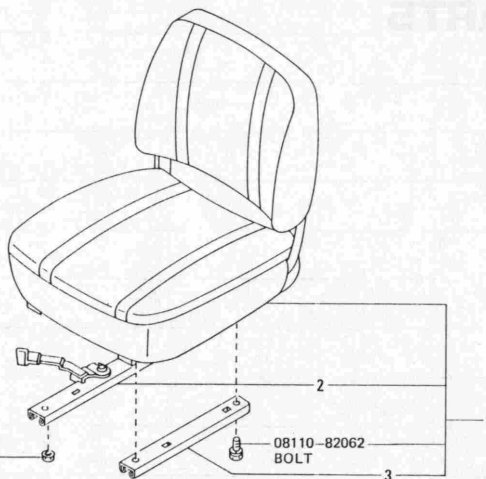
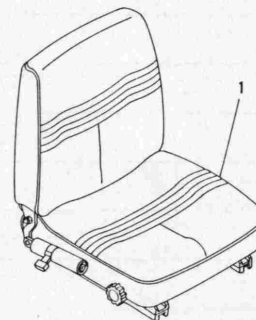
مقعد

SECTION NO.

BG 871-1

SEAT

NOTE

OP
SHOCK ABS

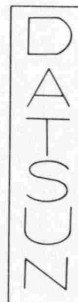
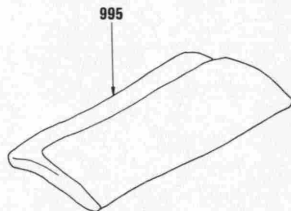
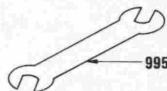
N C	S	KEY NO.	PART NUMBER	PART NAME	SPECIFICATION	QTY	UNIT	P	M	APPLIED MODEL	APPLIED DATE	ICA NF	FORMER PART NO.	K D	REMARK
							PKG. FOR DIST								
N		1 01	87000-L1105	SEAT ASSY-FRONT		01					0486-				
N		02	-L2200		F/SEAT W/SHOCK ABS	01				OP	0486-				
N		2 01	87500-L1100	SLIDE ASSY-FRONT SEAT, RH		01	1				0486-				
N		3 01	87501-L1100	SLIDE ASSY-FRONT SEAT, LH		01	1				0486-				

FICHE

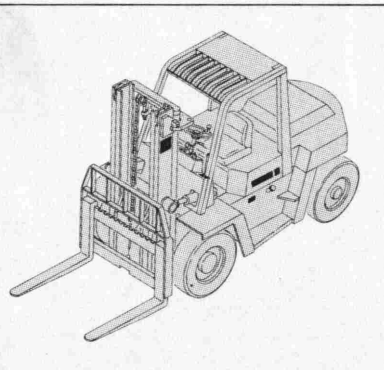
3-J1

GROUP INDEX MISCELLANEOUS

ILLUSTRATIONS SHOWN IN GENERAL INDEX AND GROUP INDEX ARE GENERALIZED DESCRIPTIONS FOR ALL MODELS AND ARE NOT PRECISE IN ALL DETAILS.



991A
991B



SECTION NAME	SECTION NO.	GRID
CAUTION PLATE & LABEL	991A	J 2
CAUTION PLATE & LABEL -FRENCH-	991B	J 4
TOOL KIT	995	J 5

3-11

GROUP INDEX MISCELLANEOUS

THIS INDEX WAS PREPARED BY THE
FEDERAL BUREAU OF INVESTIGATION
AND IS NOT TO BE DISTRIBUTED
OUTSIDE THE BUREAU.

GROUP INDEX MISCELLANEOUS
FEDERAL BUREAU OF INVESTIGATION
WASHINGTON, D. C. 20535

FICHE

3-J2

SECTION NO.

MI 991A-1

CAUTION PLATE & LABEL

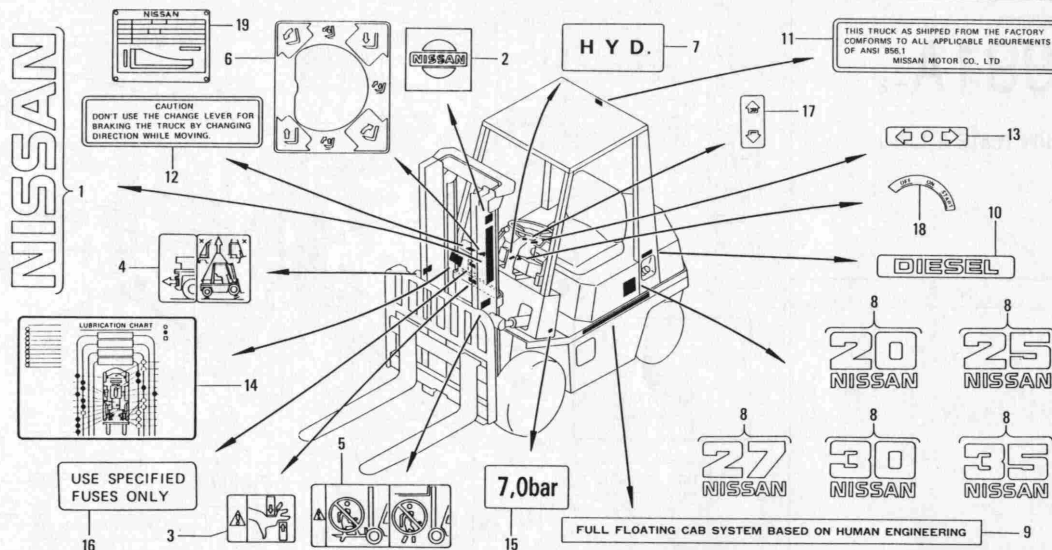
NOTE

PLACA DE PRECAUCION

PLAQUE DE PRECAUTIONS

WARNSCHILD

لوحة تحذير



N/C	S	KEY NO.	PART NUMBER	PART NAME	SPECIFICATION	QTY	UNIT PKG FOR DIST	P M C	APPLIED MODEL	APPLIED DATE	ICA NF	FORMER PART NO.	K D	REMARK
N		1 01	97835-10H00	LABEL-NAME, HAST		02				0486-				
N		2 01	97838-10H00	LABEL-SYMBOL MARK		02				0486-				
N		3 01	97836-10H00	PLATE-HAST CAUTION		01				0486-				
N		4 01	97837-10H00	PLATE-FORK CAUTION		01				0486-				
N		5 01	97839-11H00	LABEL-CAUTION LIFT & DRAW		01				0486-				
N		6 01	97830-L1101	PLATE-OPERATION LIFT & TILT		01	1			0486-				
N		7 01	97833-L1100	PLATE-CAUTION HYDRAULIC		01	5			0486-				
N		8 01	99064-10H00	PLATE-CAR NAME		02			1.0TON	0486-				
N		02	-11H00			02			CUSH>1.25TON	0486-				
N		03	-05H00			02			PNEU>1.35TON	0486-				
N		04	-20H00			02			1.5TON	0486-				
N		05	-21H00			02			1.75TON	0486-				
N		9 01	60598-04H00	LABEL-CAB SYSTEM		02			PNEU	0486-				
N		02	-26H00			02			CUSH	0486-				
N		10 01	99057-14H00	LABEL-FUEL		01			SD25	0486-				
N		11 01	97813-L3205	PLATE-OVER HEAD GUARD		01	1			0486-				
N		12 01	96907-L1100	PLATE-CAUTION CHANGE LEVER		01	1			0486-				
N		13 01	99086-11H01	LABEL-GUIDE GEAR SHIFT		01				0486-				
N		14 01	99088-11H05	PLATE-LABRICATION CHART		01				0486-				

FICHE

3-J3

PLACA DE PRECAUCION

PLAQUE DE PRECAUTIONS

WARNSCHILD

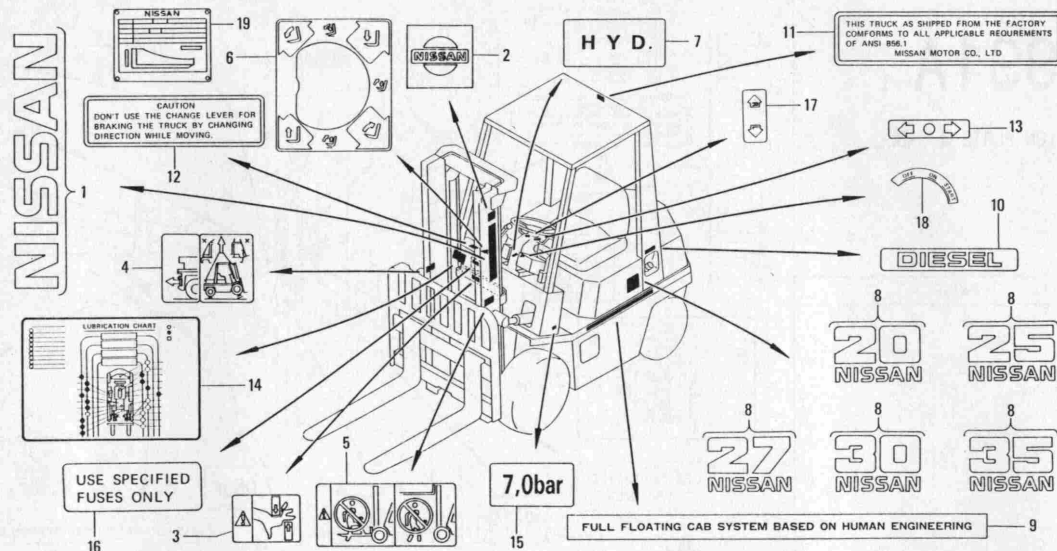
لوحة تحذير

SECTION NO.

MI **991A-2**

CAUTION PLATE & LABEL

NOTE



N C	s	KEY NO.	PART NUMBER	PART NAME	SPECIFICATION	QTY	UNIT PKG. FOR DIST.	P M C	APPLIED MODEL	APPLIED DATE	ICA NF	FORMER PART NO.	K D	REMARK
N		15 01	97861-L2005	PLATE-TIRE PRESSURE		01	1		PNEU	0486-				
N		16 01	25417-L2000	LABEL-CAUTION FUSE		01	1			0486-				
N		17 01	48477-48500	LABEL-TURN SIGNAL	F/RR COMBI LAMP	01	1		OP	0486-				
N		18 01	25159-00H00	LABEL-IGNITION SWITCH		01	1			0486-				
N		19 01	99070-L2810	PLATE-MODEL NO		01	1			0486-				

FICHE

3-J4

PLACA DE PRECAUCION

PLAQUE DE PRECAUTIONS

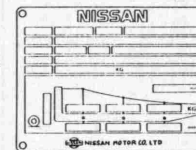
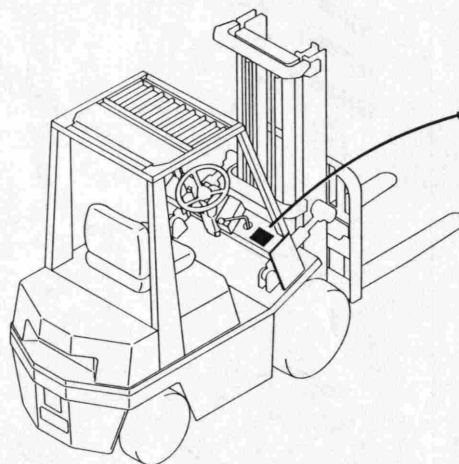
WARNSCHILD

لوحة تحذير

SECTION NO.

MI 991B-1CAUTION PLATE & LABEL
-FRENCH-

NOTE



N C	S	KEY NO.	PART NUMBER	PART NAME	SPECIFICATION	QTY	UNIT PKG. FOR DIST.	P M C	APPLIED MODEL	APPLIED DATE	ICA NF	FORMER PART NO.	K D	REMARK
N		1 01	99070-L3010	PLATE-MODEL NO	F/PLATE-FRENCH	01	2			0486-				

FICHE

3-J5

JUEGO DE HERRAMIENTAS

JEU D'OUTILS

WERKZEUGSATZ

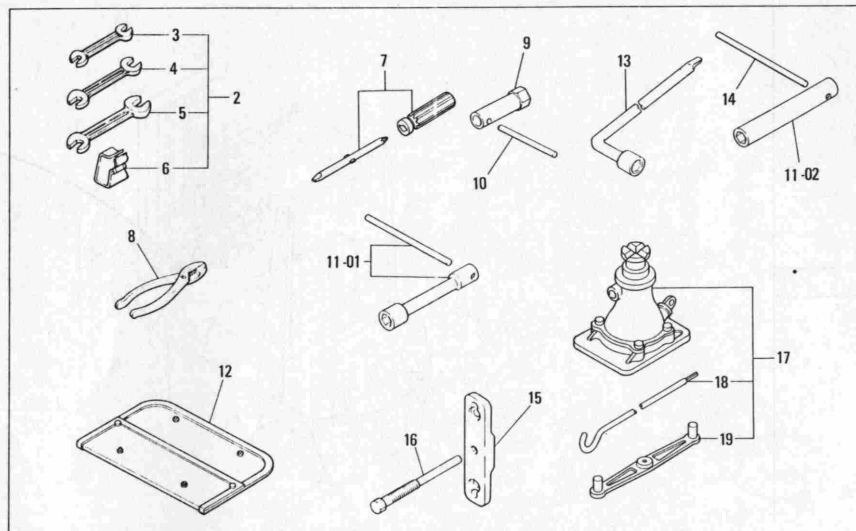
عدد تصليح

SECTION NO.

MI 995-1

TOOL KIT

NOTE



N C	s	KEY NO.	PART NUMBER	PART NAME	SPECIFICATION	QTY	UNIT PKG. FOR DIST	P M C	APPLIED MODEL	APPLIED DATE	IGA NF	FORMER PART NO.	K D	REMARK
N		1 01	99500-L3200	TOOL KIT	F/TOOL KIT	01	1		OP:CUSH	0486-				
N		02	-L1400		F/TOOL KIT	01	1		OP:PNEU	0486-				
N		03	-L1401		F/DOUBLE	01			OP:PNEU	0486-				
N		04	-L2200		F/TOOL KIT W/JACK	01	1		OP	0486-				
N		05	-L2210		F/DOUBLE,W/JACK	01	1		OP:PNEU	0486-				
N		2 01	99520-L0100	SPANNER SET	F/TOOL KIT	01	1		OP	0486-				
N		3 01	02995-07100	SPANNER	8X10 F/TOOL KIT	01	1		OP	0486-				
N		4 01	02995-07200	SPANNER	10X12 F/TOOL KIT	01	1		OP	0486-				
N		5 01	02995-07400	SPANNER	14X17 F/TOOL KIT	01	1		OP	0486-				
N		6 01	99591-89910	HOLDER-SPANNER	F/TOOL KIT	01	1		OP	0486-				
N		7 01	02995-30300	DRIVER-PLUS & MINUS	F/TOOL KIT	01	1		OP	0486-				
N	x	8 01	99525-01A00	PLIER	F/TOOL KIT	01	1		OP	0486-				
N		02	02995-25100		F/TOOL KIT	01			OP	0486-		⇒ 99525-01A00		
N		9 01	02995-40100	WRENCH-SPARK PLUG	F/TOOL KIT	01	1		OP	0486-				
N		10 01	02995-41100	LEVER-SPARK PLUG	F/TOOL KIT	01	1		OP	0486-				
N		11 01	02995-45300	WRENCH-WHEEL NUT	F/TOOL KIT	01	1		OP	0486-				
N		02	99548-L0101		23 HEX F/DOUBLE	01	1		OP:PNEU	0486-				
N		12 01	02995-95300	BAG-TOOL	F/TOOL KIT	01	1		OP	0486-				
N		02	-95100		F/DOUBLE	01	1		OP:PNEU	0486-				
N		13 01	02995-45200	WRENCH-WHEEL NUT	F/TOOL KIT	01	1		OP:PNEU	0486-				

FICHE

3-J6

JUEGO DE HERRAMIENTAS

JEU D'OUTILS

WERKZEUGSATZ

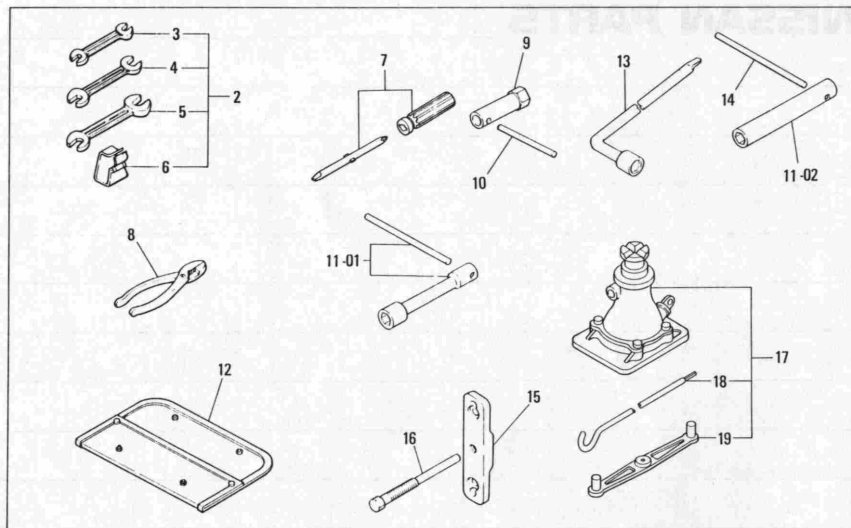
عدد تجميع

SECTION NO.

MI **995-2**

TOOL KIT

NOTE



N C	S	KEY NO.	PART NUMBER	PART NAME	SPECIFICATION	QTY	UNIT	P	APPLIED MODEL	APPLIED DATE	ICA NF	FORMER PART NO.	K D	REMARK
							PKG. FOR DIST.	M C						
N		14 01	99543-L1100	BAR-WHEEL NUT WRENCH	FOR SPECIAL DOUBLE F/DOUBLE	01	1		OP:PNEU	0486-				
N		15 01	99545-L0100	PLATE-PULLER	FOR SPECIAL DOUBLE F/DOUBLE	01	1		OP:PNEU	0486-				
N		16 01	99546-L0100	SHAFT-PULLER	FOR SPECIAL DOUBLE F/DOUBLE	01	1		OP:PNEU	0486-				
N		17 01	99550-48200	JACK-HYDRAULIC TYPE	F/DOUBLE, W/JACK	01	1		OP:PNEU	0486-				
N		18 01	99552-14800	ROD-JACK HANDLE	F/TOOL KIT W/JACK	01	1		OP	0486-				
N		19 01	99553-73200	HANDLE-JACK HANDLE	F/TOOL KIT W/JACK	01	1		OP	0486-				

NOTE

Install the best!
GENUINE NISSAN PARTS

FICHE

1-K1

STANDARD PART LIST

11-1

1977

THE UNIVERSITY OF CHICAGO

FICHE **1-K2**

STANDARD PART LIST

PART NUMBER	PART NAME	SEC	QTY	UNIT PKG OR DIS	PART NUMBER	PART NAME	SEC	QTY	UNIT PKG OR DIS	PART NUMBER	PART NAME	SEC	QTY	UNIT PKG OR DIS																		
															UNIT PKG OR DIS																	
00840-61810	PIN-CLEVIS	695A	08	50	00922-14000	RING-SNAP	314	01	10	00933-20650	PLUG	111C	06	5																		
		695B	08	50			315	02	10			00933-21050	PLUG	317	01	10																
		695C	08	50			00922-14500	RING-SNAP	585A					04	10	08024-48510	BOLT-HEX	112B	02	2												
		695D	08	50					585C					04	10			112C	02	2												
		695E	08	50					00922-21210					RING-SNAP	317			01	5	08034-64510	BOLT-HEX	485	04									
		695F	08	50											00922-23200			RING-SNAP	691A			01	10	08081-02510	BOLT-HEX	112B	03	10				
00840-82210	PIN-CLEVIS	465B	01	50	691B	01				10	08081-04510								BOLT-HEX			112B	03			5						
		00921-11810	PIN-COTTER, SPLIT	443	02	50				00922-28000		RING-SNAP	314									01	10			08081-23010	BOLT-HEX	112C	03			
				00921-12510	PIN-COTTER, SPLIT	695A	02	50					00922-50600			RING-SNAP	180A					01	20					08081-24510	BOLT-HEX	112C	03	
						695B	02	50									180B					01	20							08104-24010	BOLT-HEX	595A
						695C	02	50	180C					01			20			595B	16	10										
						695D	02	50	00922-50810					RING-SNAP	440A		02	20		595C	16	10										
695E	02					50	440B	02			20				08110-61210		BOLT-HEX	253	11	50												
695F	02	50	00922-51200			RING-SNAP	349	03			08110-61262	BOLT-HEX						110B	03	20												
00921-22010	PIN-COTTER, SPLIT	695A		01	50		00923-10610	PIN-SNAP		180A			01			20		08110-61462	BOLT-HEX	110B	17	10										
		695B		01	50					180B			01			20				08110-61622	BOLT-HEX	311	08	10								
		695C		01	50					180C			01			20						08110-61625	BOLT-HEX	214	12	50						
		695D		01	50				695A	08			20	08110-61662		BOLT-HEX								130C	02	20						
		695E		01	50				695B	08			20		08110-62062		BOLT-HEX							135C	01	20						
		695F	01	50	695C	08			20	221B	02	20																				
00921-22500	PIN-COTTER, SPLIT	130B	02		695D	08	20	08110-62525	BOLT-HEX	111C	01	10																				
00921-43510	PIN-COTTER, SPLIT	151C	01	10	695E	08	20			08110-62562	BOLT-HEX	110B	01					20														
		585A	08	10	695F	08	20					08110-63025	BOLT-HEX					185C	04	10												
		585C	16	10	00926-31300	KEY	151C							01		1		08110-81062	BOLT-HEX	140C	02	10										
		00922-11000	RING-SNAP	488			02								00926-41600	KEY	130C			01	10	08110-81210	BOLT-HEX	261	02	50						
				00922-11500			RING-SNAP							317			02			10	00926-41610			KEY	130B	01		443	02	50		
								00922-12500	RING-SNAP					580A			02			50					00926-51600	KEY	120B	01	10	697B	02	50
698C	01									50	00931-21200			PLUG-THREAD			402A			02								08110-81610	BOLT-HEX	380B	02	50
699A	06									50		402B	02							443							03			50		
00922-13000	RING-SNAP				315	02				10		00932-10100	NIPPLE-GREASE				403A	04	50	08110-81625							BOLT-HEX			173B	01	50
		00922-13500	RING-SNAP		314	01				5					403B	04	50	173C	01			50										
				585A	04	5	465B			01					50	220B	12	50														
				585C	04	5	586A	12	50	698C					06	50																
				595A	08	5	586B	12	50	08110-81662	BOLT-HEX			135C	02	50																
				595B	04	5	591A	04	50					140C	01	50																
595C	08			5	591B	02	50	210C	01			50																				
596A	04	5	591C	02	50	253	01	50																								
596C	04	5	110C	01	5	317	02	50																								
					00933-20650	PLUG																										

FICHE **1-K3**

STANDARD PART LIST

PART NUMBER	PART NAME	SEC	QTY	UNIT PKG (OR DIS)	PART NUMBER	PART NAME	SEC	QTY	UNIT PKG (OR DIS)	PART NUMBER	PART NAME	SEC	QTY	UNIT PKG (OR DIS)		
08110-81662	BOLT-HEX	585A	08	50	08110-83062	BOLT-HEX	210B	02	20	08114-43010	BOLT-HEX	655A	08	50		
		695A	02	50	08110-84010	BOLT-HEX	699A	04	50			655B	04	50		
		695B	02	50	08110-84062	BOLT-HEX	213C	02	10	08120-61225	BOLT-HEX	311	06	20		
		695C	02	50	08110-84510	BOLT-HEX	591A	02	25	08120-61228	BOLT-HEX	110C	26	20		
		695D	02	50	08110-84562	BOLT-HEX	135C	03	10			135C	01	20		
		695E	02	50			210C	01	10	08120-61262	BOLT-HEX	140B	04	10		
		695F	02	50			213C	06	10	08120-61628	BOLT-HEX	151C	02	50		
		697A	03	50			317	07	10	08120-61662	BOLT-HEX	130B	02	50		
		697B	03	50	08110-85510	BOLT-HEX	111B	05	25			151C	01	50		
		698B	01	50	08110-85562	BOLT-HEX	135C	06	5	08120-62028	BOLT-HEX	311	02	20		
		08110-82025	BOLT-HEX	349	04	50			210C	01	5	08120-62062	BOLT-HEX	120B	06	20
				585C	08	50	08110-8651A	BOLT-HEX	135C	03	5	08120-62528	BOLT-HEX	311	18	20
				596C	02	50	08110-86510	BOLT-HEX	191B	02	20			313	06	20
				695A	04	50	08111-0161A	BOLT-HEX	186C	02	5	08120-62562	BOLT-HEX	111B	04	20
				695B	04	50	08111-02062	BOLT-HEX	697A	02	20	08120-63562	BOLT-HEX	111B	07	20
				695C	04	50			697B	02	20			130B	02	20
695D	04			50	08114-01610	BOLT-HEX	737A	32	50			210B	04	20		
695E	04			50			737B	16	50	08120-64028	BOLT-HEX	210C	04	10		
695F	04			50	08114-02025	BOLT-HEX	186C	01	10	08120-81628	BOLT-HEX	313	02	10		
08110-82062	BOLT-HEX			111B	02	50	08114-02062	BOLT-HEX	210C	01	10	08120-82028	BOLT-HEX	151C	02	50
		111C	02	50			403A	44	10			164C	02	50		
		130C	04	50			585C	04	10	08120-82062	BOLT-HEX	151C	04	50		
		135C	05	50			586A	06	10	08120-82200	BOLT-HEX	151	02			
		213C	02	50			586B	06	10	08120-82510	BOLT-HEX	595A	08	50		
		586A	12	50			697B	02	10			595B	04	50		
		586B	12	50	08114-02525	BOLT-HEX	500A	06	20			595C	08	50		
		871	04	50			591A	02	20			596A	04	50		
08110-82525	BOLT-HEX	214	08	10			695A	04	20			596C	04	50		
08110-82562	BOLT-HEX	111C	02	50			695B	04	20	08120-82528	BOLT-HEX	313	05	10		
		135C	06	50			695C	04	20	08120-82533	BOLT-HEX	164C	02	10		
		213C	02	50			695D	04	20	08120-83028	BOLT-HEX	164C	02	10		
		699A	12	50			695E	04	20			311	17	10		
		699A	12	50			695F	04	20	08120-83510	BOLT-HEX	140B	02	50		
08110-83010	BOLT-HEX	460	02	50			596A	02	25	08120-83525	BOLT-HEX	164B	02	50		
		465B	02	50	08114-02562	BOLT-HEX	699A	06	25	08120-84510	BOLT-HEX	465B	03	50		
		697A	01	50			697A	02	50	08120-85028	BOLT-HEX	313	01	10		
08110-83062	BOLT-HEX	111B	01	20	08114-04510	BOLT-HEX	697A	02	50	08120-86062	BOLT-HEX	210B	02	10		
		111C	03	20	08114-05010	BOLT-HEX	693	06	50			210B	02	10		
		135C	02	20	08114-05562	BOLT-HEX	210C	01	5	08121-0001A	BOLT-HEX	135C	02			

FICHE **1-K4**

STANDARD PART LIST

PART NUMBER	PART NAME	SEC	QTY	UNIT		PART NUMBER	PART NAME	SEC	QTY	UNIT		PART NUMBER	PART NAME	SEC	QTY	UNIT	
				PKG	OR DIS1					PKG	OR DIS1					PKG	OR DIS1
08121-02528	BOLT-HEX	691A	04	50		08130-83510	BOLT-HEX	402A	12	50		08320-42542	SCREW-MACHINE	248	16	10	
																680	04
08121-03028	BOLT-HEX	135C	04	20		08131-02810	BOLT-HEX	120B	04	10		08320-51610	SCREW-MACHINE	740B	03	50	
																241	01
08121-03528	BOLT-HEX	311	13	20		08131-03010	BOLT-HEX	402A	16	50		08360-51014	SCREW-MACHINE	223B	01	10	
																695A	01
08121-03528	BOLT-HEX	310	03	10		08131-06510	BOLT-HEX	130C	01	10		08360-61212	SCREW-MACHINE	695B	01	20	
																695C	01
08121-03533	BOLT-HEX	233B	01	5		08131-23510	BOLT-HEX	380B	06	10		08360-61214	SCREW-MACHINE	695D	01	20	
																695E	01
08121-2201A	BOLT-HEX	186C	02	5		08134-02510	BOLT-HEX	434A	36	50		08360-61226	SCREW-MACHINE	221B	01	50	
																691A	08
08124-0021A	BOLT-HEX	152C	02	5		08134-22810	BOLT-HEX	585A	04	50		08360-61614	SCREW-MACHINE	691B	08	10	
																737A	03
08124-0041A	BOLT-HEX	231C	01	5		08134-23210	BOLT-HEX	433A	60	10		08360-61625	SCREW-MACHINE	737B	03	10	
																655A	10
08124-02028	BOLT-HEX	111C	01	20		08134-23510	BOLT-HEX	112B	06	50		08360-61626	SCREW-MACHINE	180A	02	50	
																180B	02
08124-02528	BOLT-HEX	488	04	20		08190-80410	BOLT-HEX	118B	01	20		08360-61626	SCREW-MACHINE	180C	04	50	
																695A	04
08124-03028	BOLT-HEX	591A	04	5		08216-61410	STUD	111B	02	50		08360-61626	SCREW-MACHINE	695B	04	50	
																695C	04
08124-03528	BOLT-HEX	591C	02	5		08216-63010	STUD	111B	02	50		08360-61625	SCREW-MACHINE	695D	04	50	
																695E	04
08124-04028	BOLT-HEX	152C	02	5		08223-81610	STUD	191B	02	50		08360-61625	SCREW-MACHINE	655B	10	50	
																180A	02
08124-04028	BOLT-HEX	591A	04	5		08223-83010	STUD	140B	02	10		08360-61626	SCREW-MACHINE	180B	02	50	
																180C	04
08124-04033	BOLT-HEX	591A	02	5		08223-83210	STUD	111B	06	50		08360-61625	SCREW-MACHINE	655A	10	50	
																655B	10
08124-04510	BOLT-HEX	591C	02	5		08227-02510	STUD	120B	01	50		08360-61626	SCREW-MACHINE	180A	02	50	
																180B	02
08124-04510	BOLT-HEX	443	01	50		08310-51212	SCREW-MACHINE	737A	02	20		08360-61626	SCREW-MACHINE	180A	02	50	
																180B	02
08124-05010	BOLT-HEX	310	06	50		08310-51626	SCREW-MACHINE	737B	02	20		08360-61626	SCREW-MACHINE	180C	04	50	
																695A	04
08124-23510	BOLT-HEX	403A	04	50		08310-52014	SCREW-MACHINE	253	01	20		08360-61626	SCREW-MACHINE	695B	04	50	
																695C	04
08124-23510	BOLT-HEX	403B	04	50		08310-61012	SCREW-MACHINE	403A	04	20		08360-62010	SCREW-MACHINE	172A	04		
																172B	12
08124-26510	BOLT-HEX	591C	02	5		08310-61012	SCREW-MACHINE	403A	04	20		08360-62010	SCREW-MACHINE	172C	10		
																180A	02
08124-28010	BOLT-HEX	591A	04	10		08310-61212	SCREW-MACHINE	403B	04	20		08360-81426	SCREW-MACHINE	180A	02	10	
																180B	02
08124-43010	BOLT-HEX	591C	04	50		08310-61212	SCREW-MACHINE	402B	04	20		08360-81426	SCREW-MACHINE	180C	01		
																180C	01
08124-43010	BOLT-HEX	698C	02	50		08310-61214	SCREW-MACHINE	253	02	20		08360-81426	SCREW-MACHINE	180C	01		
																180C	01
08124-43501	BOLT-HEX	737A	22			08310-61626	SCREW-MACHINE	655A	02	20		08360-81426	SCREW-MACHINE	180A	02	10	
																180C	01
08124-43501	BOLT-HEX	737B	20			08310-61626	SCREW-MACHINE	655A	02	20		08360-81426	SCREW-MACHINE	180A	02	10	
																180C	01
08124-43510	BOLT-HEX	591B	02	50		08310-62026	SCREW-MACHINE	655B	02	10		08360-81426	SCREW-MACHINE	180A	02	10	
																180C	01
08124-43510	BOLT-HEX	591C	02	50		08310-62026	SCREW-MACHINE	655A	02	10		08360-81426	SCREW-MACHINE	180A	02	10	
																180C	01
08124-44510	BOLT-HEX	591A	08	2		08310-84510	SCREW-MACHINE	180A	01			08360-81426	SCREW-MACHINE	180A	02	10	
																180C	01
08124-44510	BOLT-HEX	591B	04	2		08310-84510	SCREW-MACHINE	180A	01			08360-81426	SCREW-MACHINE	180A	02	10	
																180C	01
08124-44510	BOLT-HEX	591C	04	2		08310-84510	SCREW-MACHINE	180A	01			08360-81426	SCREW-MACHINE	180A	02	10	
																180C	01
08127-05528	BOLT-HEX	698A	02	5		08313-62098	SCREW-MACHINE	180A	02	10		08360-81610	SCREW-MACHINE	260	04	50	
																180C	02
08127-05528	BOLT-HEX	698B	02	5		08313-62098	SCREW-MACHINE	180A	02	10		08360-81614	SCREW-MACHINE	214	08	20	
																180C	02
08130-80510	BOLT-HEX	230B	01	4		08130-82510	BOLT-HEX	180B	02	10		08360-81610	SCREW-MACHINE	260	04	50	
																180C	02
08130-82510	BOLT-HEX	465B	01	25		08130-82510	BOLT-HEX	180C	02	10		08360-81614	SCREW-MACHINE	214	08	20	
																180C	02

FICHE **1-K5**

STANDARD PART LIST

PART NUMBER	PART NAME	SEC	QTY	UNIT PKG OR DIS1	PART NUMBER	PART NAME	SEC	QTY	UNIT PKG OR DIS1	PART NUMBER	PART NAME	SEC	QTY	UNIT PKG OR DIS1
08360-81614	SCREW-MACHINE	310	04	20	08911-10637	NUT-HEX	172A	03	50	08911-24010	NUT-HEX	233B	01	50
		497A	09	20			172B	03	50			310	06	50
		497B	04	20			172C	03	50			434A	36	50
08360-81626	SCREW-MACHINE	244	06	10			180C	01	50	08911-24210	NUT-HEX	402A	12	50
08360-81662	SCREW-MACHINE	241	02	5			244	04	50			402B	12	50
08360-81698	SCREW-MACHINE	253	01		08911-1081A	NUT-HEX	140C	07	50			433A	84	50
08360-82014	SCREW-MACHINE	680	04	20			213C	04	50	08911-24410	NUT-HEX	112B	02	10
08360-82025	SCREW-MACHINE	655A	16		08911-10810	NUT-HEX	111B	01	50			112C	02	10
		655B	08				180A	01	50	08911-24610	NUT-HEX	585A	08	25
08360-82514	SCREW-MACHINE	214	02	5			180B	01	50			585C	16	25
08360-82525	SCREW-MACHINE	214	02				180C	01	50	08911-24810	NUT-HEX	402A	08	50
		655A	14				241	01	50			402B	08	50
		655B	14				349	02	50	08911-3081A	NUT-HEX	233C	01	10
08360-84512	SCREW-MACHINE	596C	01	10			466	03	50	08911-30810	NUT-HEX	160B	02	50
08712-14000	CONNECTOR	135C	03	1	08911-10837	NUT-HEX	200A	05	50			241	01	50
08712-14205	CONNECTOR	110C	01	5			200B	05	50	08911-34010	NUT-HEX	251	01	50
08723-11500	CLAMP-HOSE	310	04	10			200C	05	50			460	01	50
08723-11600	CLAMP-HOSE	173B	02	10			460	02	50			591A	16	50
		173C	04	10			465B	02	50			591B	08	50
		697A	04	5			655A	06	50			591C	08	50
08723-11700	CLAMP-HOSE	697B	04	5			655B	04	50	08911-34210	NUT-HEX	695A	04	50
		698A	04	5			871	04	50			695B	04	50
		698C	04	5	08911-1401A	NUT-HEX	135C	03	50			695C	04	50
		140B	04	10			231C	01	50			695D	04	50
08723-11800	CLAMP-HOSE	172A	02	10	08911-14010	NUT-HEX	210B	01	50			695E	04	50
		172B	02	10			443	01	50			695F	04	50
		172C	02	10			465B	02	50	08911-34410	NUT-HEX	261	02	5
08723-12400	CLAMP-HOSE	697A	02	10			485	02	50			699A	06	5
		697B	02	10			591A	08	50	08911-34610	NUT-HEX	488	01	50
08723-13800	CLAMP-HOSE	697A	06	10			693	06	50			737A	08	50
		697B	06	10	08911-20610	NUT-HEX	110B	01	50			737B	04	50
08723-14400	CLAMP-HOSE	214	04	10	08911-2081A	NUT-HEX	186C	03	10	08911-34810	NUT-HEX	313	01	10
08740-07041	HOSE-FUEL	111C	01		08911-20810	NUT-HEX	140B	04	50	08911-84610	NUT-HEX	585A	04	10
08740-09010	HOSE-FUEL	185C	01				230B	01	50			585C	08	10
08911-10410	NUT-HEX	248	16	50			317	02	50	08911-94010	NUT-HEX	695A	01	50
08911-10510	NUT-HEX	241	01	50	08911-21010	NUT-HEX	135C	02	50			695B	01	50
08911-10610	NUT-HEX	143C	04	10	08911-2401A	NUT-HEX	233C	02	10			695C	01	50
		253	04	10	08911-24010	NUT-HEX	152	02	50			695D	01	50

FICHE **1-K6**

STANDARD PART LIST

PART NUMBER	PART NAME	SEC	QTY	UNIT PK G OR DIS1	PART NUMBER	PART NAME	SEC	QTY	UNIT PK G OR DIS1	PART NUMBER	PART NAME	SEC	QTY	UNIT PK G OR DIS1		
08911-94010	NUT-HEX	695E	01	50	08915-14010	WASHER-SPRING	135C	05	50	08915-23810	WASHER-SPRING	186C	03	10		
		695F	01	50			152	02	50			349	02	10		
08915-13410	WASHER-SPRING	248	16	50			152C	02	50			402A	12	10		
08915-13510	WASHER-SPRING	241	01	50			186C	02	50			402B	12	10		
08915-13610	WASHER-SPRING	110B	01	50			210B	01	50	08915-24010	WASHER-SPRING	120B	04	50		
		143C	04	50			231C	01	50			233C	02	50		
		223B	01	50			233B	01	50			402A	16	50		
		253	14	50			310	06	50			402B	16	50		
		111B	06	10			443	01	50	08915-24210	WASHER-SPRING	112B	06	50		
130C	08	10			691A	02	50	112C	06			50				
135C	03	10			693	06	50	380B	04			50				
140C	03	10			695A	05	50	402A	12			50				
151	02	10			695B	05	50	402B	12			50				
160B	02	10			695C	05	50	433A	84			50				
191B	02	10			695D	05	50	585A	04			50				
213C	04	10			695E	05	50	591A	04			50				
230B	01	10			695F	05	50	591B	02			50				
231C	01	10			697A	02	50	591C	04			10				
233C	01	10			08915-14210	WASHER-SPRING	186C	03	50	08915-24410	WASHER-SPRING	591A	08	10		
241	01	10					380B	06	50			591B	04	10		
261	02	10					403A	04	50			591C	04	10		
317	02	10					403B	04	50	08915-24610	WASHER-SPRING	485	04	50		
380B	02	10					737A	04	50			08915-24810	WASHER-SPRING	402A	08	50
443	05	10			08915-14410	WASHER-SPRING	112B	02	50					402B	08	50
460	02	10					112C	02	50	08915-43410	WASHER-PLAIN	248	16	50		
465B	04	10					591B	02	50			08915-43510	WASHER-PLAIN	241	01	50
466	02	10					591C	06	50	08915-43610	WASHER-PLAIN			180A	01	50
591A	02	10					655A	08	50					180B	01	50
595A	08	10					655B	04	50			180C	01	50		
595B	04	10					698C	02	50			223B	01	50		
595C	08	10					699A	06	50			695A	08	50		
596A	04	10					737A	22	50			695B	08	50		
596C	05	10					737B	20	50			695C	08	50		
697A	01	10			08915-14610	WASHER-SPRING	488	01	10			695D	08	50		
697B	02	10					585A	04	10			695E	08	50		
699A	04	10					585C	08	10			695F	08	50		
08915-14010	WASHER-SPRING	130B	01	50			737A	08	10			08915-4381A	WASHER-PLAIN	140C	01	10
		130C	01	50			737B	04	10							

FICHE **1-K7**

STANDARD PART LIST

PART NUMBER	PART NAME	SEC	QTY	UNIT P K G FOR DISI	PART NUMBER	PART NAME	SEC	QTY	UNIT P K G FOR DISI	PART NUMBER	PART NAME	SEC	QTY	UNIT P K G FOR DISI
08915-4381A	WASHER-PLAIN	186C	03	10	08918-10810	NUT-HEX	140B	02	20					
08915-43810	WASHER-PLAIN	130C	08	50	08921-32510	PIN-COTTER, SPLIT	130C	02	10					
		230B	02	50	08921-3302A	PIN-COTTER, SPLIT	480	04	20					
		241	01	50	08931-30210	PLUG-THREAD	697B	01	50					
		317	02	50	08931-30410	PLUG-THREAD	135C	01	25					
		443	02	50	08931-30610	PLUG-THREAD	111B	02	50					
08915-4401A	WASHER-PLAIN	231C	02	5	08931-44610	PLUG-THREAD	311	01	5					
08915-44010	WASHER-PLAIN	130B	04	50										
		152	02	50										
		200A	03	50										
		200B	03	50										
		200C	03	50										
		233B	01	50										
		591A	04	50										
		591C	02	50										
		691A	04	50										
		693	06	50										
		698A	02	50										
		698B	02	50										
08915-44210	WASHER-PLAIN	591C	02	50										
08915-44410	WASHER-PLAIN	591B	02	50										
		591C	02	50										
		655A	08	50										
		655B	04	50										
		698C	02	50										
		699A	06	50										
		737A	22	50										
		737B	20	50										
08915-44610	WASHER-PLAIN	737A	02	10										
		737B	02	10										
08915-5381A	WASHER-PLAIN	231C	01	5										
08915-53810	WASHER-PLAIN	140B	02	50										
		488	03	50										
08915-54010	WASHER-PLAIN	488	04	50										
08915-54410	WASHER-PLAIN	112B	02	10										
		112C	02	10										
08916-14410	WASHER-TOOTH	261	02	10										
08916-33810	WASHER-TOOTH	260	04	50										

FICHE

1-L1

ALPHABETICAL
PART NAME INDEX

CONFIDENTIAL

CONFIDENTIAL

PART NAME	SEC. NO.	LOC.	PART NAME	SEC. NO.	LOC.	PART NAME	SEC. NO.	LOC.
A			BLOCK ASSY-FUSE.....	253	- 1 2-I 8	BRAKE ASSY-DRIVE AXLE LH		
			BOLT-CONNECTING ROD-H20.....	120B	- 1 2-B16	-CUSH.....	440B	- 1 2-L 5
			BOLT-CONNECTING ROD-SD25.....	120C	- 1 2-C 3	BRAKE ASSY-DRIVE AXLE LH		
			BOLT-FLYWHEEL-H20.....	120B	- 2 2-C 2	-PNEU.....	440A	- 1 2-L 2
			BOLT-FLYWHEEL-SD25.....	120C	- 2 2-C 4	BRAKE ASSY-DRIVE AXLE RH		
ALTERNATOR ASSY-H20.....	231B	- 1 2-H 9	BOLT-HUB-CUSH.....	402B	- 1 2-K 4	-CUSH.....	440B	- 1 2-L 5
ALTERNATOR ASSY-SD25.....	231C	- 1 2-H10	BOLT-HUB-PNEU.....	402A	- 1 2-K 2	BRAKE ASSY-DRIVE AXLE RH		
ARMATURE ASSY-H20.....	233B	- 1 2-H11	BOLT-SPROCKET,CAMSHAFT-H20.....	130B	- 1 2-C 5	-PNEU.....	440A	- 1 2-L 2
ARMATURE ASSY-SD25.....	233C	- 1 2-H12	BRACKET ASSY-CARRIAGE-2F.....	595B	- 1 3-D 7	BRUSH ASSY-H20.....	231B	- 1 2-H 9
AXLE CENTER COMP.-STEERING			BRACKET ASSY-CARRIAGE-2W.....	595A	- 1 3-C16	BRUSH-MINUS-H20.....	233B	- 1 2-H11
-CUSH.....	403B	- 1 2-K 7	BRACKET ASSY-CARRIAGE-3F.....	595C	- 1 3-D12	BRUSH-MINUS-SD25.....	233C	- 1 2-H12
AXLE CENTER COMP.-STEERING			BRACKET ASSY-PEDAL-ATH.....	465B	- 1 2-L12	BRUSH-PLUS-H20.....	233B	- 1 2-H11
-PNEU.....	403A	- 1 2-K 5	BRACKET ASSY-PULLEY-2W.....	699A	- 1 3-G12	BRUSH-PLUS-SD25.....	233C	- 1 2-H12
B			BRACKET ASSY-RESERVOIR TANK			BUCKLE-TURN-2 SPOOL-1 LEVER.....	695A	- 1 3-F 9
			RADIATOR.....	214	- 1 2-G 7	BUCKLE-TURN-3 SPOOL-2 LEVER.....	695B	- 1 3-F10
				214	- 2 2-G 8	BUCKLE-TURN-3 SPOOL-3 LEVER.....	695E	- 1 3-F15
			BRACKET-DRIVE AXLE MOUNTING LH			BUCKLE-TURN-4 SPOOL-3 LEVER.....	695C	- 1 3-F12
			-CUSH.....	402B	- 1 2-K 4	BUCKLE-TURN-4 SPOOL-4 LEVER.....	695F	- 1 3-G 2
BAR ASSY-BATTERY FIXING.....	244	- 1 2-I 4	BRACKET-DRIVE AXLE MOUNTING LH			BUSH SET-H20.....	110B	- 1 2-B 6
BAR-ADJUSTING,ALTERNATOR-H20.....	230B	- 1 2-H 7	-PNEU.....	402A	- 1 2-K 2	BUSH SET-SD25.....	110C	- 1 2-B 8
BAR-ADJUSTING,ALTERNATOR-SD25-			BRACKET-DRIVE AXLE MOUNTING RH			BUSHING-CRANKSHAFT-H20.....	120B	- 2 2-C 2
-.....	230C	- 1 2-H 8	-CUSH.....	402B	- 1 2-K 4	BUSHING-IDLER GEAR-SD25.....	135C	- 1 2-C10
BAR-WHEEL NUT WRENCH.....	995	- 2 3-J 6	BRACKET-DRIVE AXLE MOUNTING RH			BUZZER ASSY-BACK.....	253	- 1 2-I 8
BATTERY.....	244	- 1 2-I 4	-PNEU.....	402A	- 1 2-K 2			
BEARING ASSY-DRIVE WHEEL INNER			BRACKET-ENGINE MOUNTING CENTER			C		
-CUSH.....	402B	- 1 2-K 4	LH-H20.....	112B	- 1 2-B13	CAM BAND KIT-H20.....	191B	- 1 2-F 7
BEARING ASSY-DRIVE WHEEL INNER			BRACKET-ENGINE MOUNTING CENTER			CAMSHAFT-H20.....	130B	- 1 2-C 5
-PNEU.....	402A	- 1 2-K 2	LH-SD25.....	112C	- 1 2-B14	CAMSHAFT-SD25.....	130C	- 1 2-C 7
BEARING ASSY-DRIVE WHEEL OUTER			BRACKET-ENGINE MOUNTING CENTER			CAP ASSY-DISTRIBUTOR-H20.....	221B	- 1 2-H 4
-CUSH.....	402B	- 1 2-K 4	RH-H20.....	112B	- 1 2-B13	CAP ASSY-FILLER-H20.....	172B	- 2 2-E11
BEARING ASSY-DRIVE WHEEL OUTER			BRACKET-ENGINE MOUNTING CENTER			CAP ASSY-FILLER-SD25.....	172C	- 1 2-E12
-PNEU.....	402A	- 1 2-K 2	RH-SD25.....	112C	- 1 2-B14	CAP ASSY-OIL FILLER-H20.....	111B	- 1 2-B10
BEARING SET-CRANKSHAFT-H20.....	120B	- 2 2-C 2	BRACKET-ENGINE MOUNTING,LH			CAP ASSY-OIL FILLER-SD25.....	111C	- 2 2-B12
BEARING SET-CRANKSHAFT-SD25.....	120C	- 1 2-C 3	-H20.....	112B	- 1 2-B13	CAP ASSY-RADIATOR.....	214	- 1 2-G 7
BEARING-BALL-SD25.....	135C	- 1 2-C10	BRACKET-ENGINE MOUNTING,LH			CARBURETOR ASSY-H20.....	160B	- 1 2-E 2
BEARING-CONNECTING ROD-H20.....	120B	- 1 2-B16	-SD25.....	112C	- 1 2-B14	CARRIER COMPL-GEAR-ATH.....	380B	- 1 2-J13
BEARING-CONNECTING ROD-SD25.....	120C	- 1 2-C 3	BRACKET-ENGINE MOUNTING,RH			CARTRIDGE ASSY-SD25.....	164C	- 1 2-E 6
BEARING-DIFFERENTIAL SIDE			-H20.....	112B	- 1 2-B13	CASE ASSY-SERVO.....	311	- 1 2-J 3
-ATH.....	380B	- 2 2-J14	BRACKET-ENGINE MOUNTING,RH			CASE ASSY-TRANSMISSION.....	311	- 1 2-J 3
BEARING-DRIVE PINION,FRONT			-SD25.....	112C	- 1 2-B14	CASE-DIFFERENTIAL-ATH.....	380B	- 1 2-J13
-ATH.....	380B	- 1 2-J13	BRACKET-RELAY.....	253	- 1 2-I 8	CHAIN-CAMSHAFT-H20.....	130B	- 1 2-C 5
BELT-FAN-H20.....	210B	- 1 2-G 4	BRACKET-ROCKER SHAFT-H20.....	130B	- 1 2-C 5	CHAIN-LIFT-2W.....	585A	- 1 3-B11
BELT-FAN-SD25.....	210C	- 1 2-G 5	BRACKET-ROCKER SHAFT-SD25.....	130C	- 1 2-C 7			
BLOCK ASSY-CYLINDER-H20.....	110B	- 1 2-B 6	BRACKET-STRAINER-SD25.....	164C	- 1 2-E 6			
BLOCK ASSY-CYLINDER-SD25.....	110C	- 1 2-B 8						

ALPHABETICAL PART NAME INDEX

PART NAME	SEC. NO.	LOC.	PART NAME	SEC. NO.	LOC.	PART NAME	SEC. NO.	LOC.
CHAIN-LIFT--3F--	585C	- 1 3-B13	CYLINDER ASSY--WHEEL--CUSH--	440B	- 1 2-L 5	FORK & LOCK PIN ASSY--3F--	595C	- 2 3-D13
CHAIN-POWER TAKE OFF--H20--	120B	- 2 2-C 2	CYLINDER ASSY--WHEEL--PNEU--	440A	- 1 2-L 2		595C	- 3 3-D14
CHAMBER ASSY--CHOKE--H20--	160B	- 1 2-E 2				595C	- 4 3-D15	
CHAMBER ASSY--COMBUSTION--SD25--	111C	- 2 2-B12				FORK ASSY--EXTENSION--2F--	595B	- 3 3-D 9
CHAMBER ASSY--THROTTLE--H20--	160B	- 2 2-E 3	D			FORK ASSY--EXTENSION--2W--	595A	- 5 3-D 5
COIL ASSY--FIELD--SD25--	233C	- 1 2-H12				FORK ASSY--EXTENSION--3F--	595C	- 4 3-D15
COIL ASSY--IGNITION--H20--	220B	- 1 2-H 2				FRAME ASSY--CUSH--	500B	- 1 3-B 3
COIL--IGNITION--H20--	220B	- 1 2-H 2				FRAME ASSY--PNEU--	500A	- 1 3-B 2
COLLAR--CONTROL LEVER--2 SPOOL-2			DASHPOT ASSY--H20--	160B	- 2 2-E 3			
LEVER--	695D	- 1 3-F14	DIODE ASSY--H20--	231B	- 1 2-H 9			
COLLAR--CONTROL LEVER--3 SPOOL-3			DIODE ASSY--SD25--	231C	- 1 2-H10			
LEVER--	695E	- 2 3-F16	DISC--WHEEL DRIVE AXLE--CUSH-			G		
COLLAR--CONTROL LEVER--4 SPOOL-4			(FRONT)--	433B	- 1 2-K 9			
LEVER--	695F	- 2 3-G 3	DISTRIBUTOR ASSY--H20--	221B	- 1 2-H 4	GASKET--SD25--	213C	- 1 2-G 6
COLLAR--ENGINE MOUNTING--H20--	112B	- 1 2-B13				GASKET KIT--H20--	160B	- 2 2-E 3
COLLAR--ENGINE MOUNTING--SD25--	112C	- 1 2-B14	E			GASKET KIT--ENGINE REPAIR--H20--	102B	- 1 2-B 4
COLLET--VALVE SPRING--H20--	130B	- 1 2-C 5				GASKET KIT--ENGINE REPAIR		
COLLET--VALVE SPRING--SD25--	130C	- 1 2-C 7	ENGINE ASSY, W/DRIVE PLATE			-SD25--	102C	- 1 2-B 5
CONTROL ASSY--VACUUM--H20--	221B	- 1 2-H 4	-H20--	100B	- 1 2-B 2	GASKET KIT--VALVE REGRIND--H20--	102B	- 1 2-B 4
CONVERTER ASSY--TORQUE	311	- 1 2-J 3	ENGINE ASSY, W/DRIVE PLATE			-SD25--	102C	- 1 2-B 5
COOLER ASSY--OIL--SD25--	213C	- 1 2-G 6	-SD25--	100C	- 1 2-B 3	GASKET--BODY COVER--H20--	172B	- 1 2-E10
COUNTER WEIGHT--CUSH--	655B	- 2 3-E13				GASKET--CHAIN TENSIONER--H20--	130B	- 1 2-C 5
COUNTER WEIGHT--PNEU--	655A	- 2 3-E11	F			GASKET--CYLINDER HEAD--H20--	111B	- 1 2-B10
COVER ASSY--FRONT--H20--	135B	- 1 2-C 9				GASKET--CYLINDER HEAD--SD25--	111C	- 1 2-B11
	231B	- 1 2-H 9	FAN--COOLING--H20--	210B	- 1 2-G 4	GASKET--FRONT COVER, RH--SD25--	135C	- 1 2-C10
COVER ASSY--FRONT--SD25--	231C	- 1 2-H10	FAN--COOLING--SD25--	210C	- 1 2-G 5	GASKET--GEAR CARRIER	310	- 1 2-J 2
COVER ASSY--REAR--H20--	231B	- 1 2-H 9				GASKET--INJECTION PUMP--SD25--	186C	- 1 2-F 6
	233B	- 1 2-H11	FENDER ASSY--OVER LH--PNEU--	500A	- 1 3-B 2	GASKET--INTAKE MANIFOLD TO		
COVER ASSY--REAR--SD25--	233C	- 2 2-H13	FENDER ASSY--OVER RH--PNEU--	500A	- 1 3-B 2	GOVERNOR -H20--	191B	- 1 2-F 7
COVER ASSY--TRANSMISSION	317	- 1 2-J 9	FILTER--H20--	172B	- 1 2-E10	GASKET--MANIFOLD TO CYLINDER		
COVER ASSY--VALVE ROCKER--H20--	111B	- 1 2-B10	FILTER ASSY--HYDRAULIC OIL			HEAD -H20--	140B	- 1 2-C12
COVER ASSY--VALVE ROCKER--SD25--	111C	- 2 2-B12	-CUSH--	691B	- 1 3-E16	GASKET--MANIFOLD TO CYLINDER		
COVER--CLUTCH HOUSING	311	- 1 2-J 3	FILTER ASSY--HYDRAULIC OIL			HEAD -SD25--	140C	- 1 2-C13
CRANKSHAFT ASSY--H20--	120B	- 1 2-B16	-PNEU--	691A	- 1 3-E15	GASKET--NOZZLE--SD25--	185C	- 1 2-F 2
CRANKSHAFT ASSY--SD25--	120C	- 1 2-C 3	FILTER ASSY--OIL--H20--	150B	- 1 2-C15	GASKET--OIL FILTER TO CYLINDER		
CUP--WHEEL CYLINDER--CUSH--	440B	- 1 2-L 5	FILTER ASSY--OIL--SD25--	152C	- 1 2-D 2	BLOCK -H20--	150B	- 1 2-C15
CUP--WHEEL CYLINDER--PNEU--	440A	- 1 2-L 2	FINAL DRIVE ASSY--ATM--	380B	- 1 2-J13	GASKET--OIL FILTER TO CYLINDER		
CYCLONE--AIR CLEANER--H20--	165B	- 1 2-E 7	FLOAT--H20--	160B	- 1 2-E 2	BLOCK -SD25--	152C	- 1 2-D 2
CYCLONE--AIR CLEANER--SD25--	165C	- 1 2-E 8	FLYWHEEL ASSY--SD25--	120C	- 2 2-C 4	GASKET--OIL PAN--H20--	110B	- 2 2-B 7
CYLINDER ASSY--BRAKE MASTER	460	- 1 2-L 9	FORK & LOCK PIN ASSY--2F--	595B	- 1 3-D 7	GASKET--OIL PAN--SD25--	110C	- 2 2-B 9
CYLINDER ASSY--LIFT--2F--	580B	- 1 3-B 7		595B	- 2 3-D 8	GASKET--OIL PUMP	311	- 1 2-J 3
CYLINDER ASSY--LIFT--2W--	580A	- 1 3-B 4	FORK & LOCK PIN ASSY--2W--	595A	- 3 3-D 3	GASKET--ROCKER COVER--H20--	111B	- 1 2-B10
CYLINDER ASSY--LIFT--3F--	580C	- 1 3-B 9		595A	- 4 3-D 4	GASKET--ROCKER COVER--SD25--	111C	- 2 2-B12
CYLINDER ASSY--TILT--CUSH--	586B	- 1 3-C 2						
CYLINDER ASSY--TILT--PNEU--	586A	- 1 3-B15						

ALPHABETICAL PART NAME INDEX


PART NAME	SEC. NO.	LOC.	PART NAME	SEC. NO.	LOC.	PART NAME	SEC. NO.	LOC.
ROD-CONTROL VALVE--3 SPOOL-2			SEAL-OIL, CRANKSHAFT FRONT			SHOE & LINING ASSY-NO.2 RH		
LEVER--.....	695B	- 1 3-F10	-H20--.....	135B	- 1 2-C 9	-CUSH--.....	440B	- 1 2-L 5
	695B	- 2 3-F11	SEAL-OIL, CRANKSHAFT FRONT			SHOE & LINING ASSY-NO.2 RH		
ROD-CONTROL VALVE--3 SPOOL-3			-SD25--.....	135C	- 1 2-C10	-PNEU--.....	440A	- 1 2-L 2
LEVER--.....	695E	- 1 3-F15	SEAL-OIL, CRANKSHAFT REAR--H20--.....	110B	- 1 2-B 6	SHROUD ASSY.....	214	- 2 2-G 8
	695E	- 2 3-F16	SEAL-OIL, CRANKSHAFT REAR			SLIDE ASSY-FRONT SEAT, LH.....	871	- 1 3-I 2
ROD-CONTROL VALVE--4 SPOOL-3			-SD25--.....	135C	- 2 2-C11	SLIDE ASSY-FRONT SEAT, RH.....	871	- 1 3-I 2
LEVER--.....	695C	- 1 3-F12	SEAL-OIL, DRIVE PINION--ATM--.....	380B	- 2 2-J14	SLINGER-ENGINE, REAR--H20--.....	111B	- 1 2-B10
	695C	- 2 3-F13	SEAL-OIL, REAR BEARING CAP SIDE			SLINGER-ENGINE, REAR--SD25--.....	111C	- 1 2-B11
ROD-CONTROL VALVE--4 SPOOL-4			-H20--.....	110B	- 1 2-B 6	SPACER-FAN--H20--.....	210B	- 1 2-G 4
LEVER--.....	695F	- 1 3-G 2	SEAL-OIL, VALVE--H20--.....	130B	- 1 2-C 5	SPACER-FUEL PUMP--H20--.....	170B	- 1 2-E 9
	695F	- 2 3-G 3	SEAL-OIL, VALVE--SD25--.....	130C	- 1 2-C 7	SPINDLE-STEERING LH--FULLY		
ROD-INCHING CONTROL.....	466	- 1 2-L13	SEAL-RADIATOR SIDE.....	214	- 2 2-G 8	HYDRAULIC POWER STEERING--.....	485	- 1 2-M 5
ROD-PUSH--H20--.....	130B	- 2 2-C 6	SEAT ASSY-FRONT.....	871	- 1 3-I 2	SPINDLE-STEERING RH--FULLY		
ROD-PUSH--SD25--.....	130C	- 2 2-C 8	SEAT-VALVE, EXHAUST--H20--.....	111B	- 1 2-B10	HYDRAULIC POWER STEERING--.....	485	- 1 2-M 5
ROLLER-LIFT--2F--.....	591B	- 1 3-C10	SEAT-VALVE, EXHAUST--SD25--.....	111C	- 1 2-B11	SPRING-CONVERTER RELIEF.....	313	- 1 2-J 5
	591B	- 2 3-C11	SEAT-VALVE, INTAKE--SD25--.....	111C	- 1 2-B11	SPRING-ROCKER--H20--.....	130B	- 2 2-C 6
	595B	- 1 3-D 7	SENSOR ASSY-TEMPERATURE--SD25--.....	111C	- 2 2-B12	SPRING-ROCKER--SD25--.....	130C	- 1 2-C 7
ROLLER-LIFT--2W--.....	591A	- 2 3-C 5	SENSOR ASSY, W/DRAIN COCK			SPRING-VALVE, OUTER--H20--.....	130B	- 1 2-C 5
	591A	- 6 3-C 9	-SD25--.....	164C	- 1 2-E 6	SPRING-VALVE, OUTER--SD25--.....	130C	- 1 2-C 7
	595A	- 2 3-D 2	SENSOR-TEMPERATURE OIL.....	319	- 1 2-J11	SPRING-WHEEL CYLINDER--CUSH--.....	440B	- 1 2-L 5
	596A	- 2 3-E 4	SHAFT ASSY-INCHING.....	317	- 1 2-J 9	SPRING-WHEEL CYLINDER--PNEU--.....	440A	- 1 2-L 2
ROLLER-LIFT--3F--.....	591C	- 1 3-C12	SHAFT-CROSS ROLLER--2F--.....	595B	- 1 3-D 7	SPROCKET-CAMSHAFT--H20--.....	130B	- 1 2-C 5
	591C	- 2 3-C13	SHAFT-CROSS ROLLER--2W--.....	595A	- 3 3-D 3	SPROCKET-CAMSHAFT--SD25--.....	130C	- 1 2-C 7
	591C	- 3 3-C14		596A	- 1 3-E 3	SPROCKET-CHAIN POWER TAKE OFF		
	595C	- 2 3-D13	SHAFT-CROSS ROLLER--3F--.....	595C	- 2 3-D13	-H20--.....	120B	- 2 2-C 2
	596C	- 2 3-E 8		596C	- 1 3-E 7	SPROCKET-CRANKSHAFT--H20--.....	120B	- 1 2-B16
ROTOR ASSY--H20--.....	231B	- 1 2-H 9	SHAFT-DRIVE AXLE--CUSH--.....	402B	- 1 2-K 4	SPROCKET-CRANKSHAFT--SD25--.....	120C	- 2 2-C 4
ROTOR-HEAD--H20--.....	221B	- 1 2-H 4	SHAFT-DRIVE AXLE--PNEU--.....	402A	- 1 2-K 2	STATOR ASSY.....	311	- 2 2-J 4
RUBBER-MUFFLER MOUNTING--H20--.....	200B	- 1 2-G 2	SHAFT-FULCRUM--ATM--.....	465B	- 1 2-L12	STATOR ASSY--H20--.....	231B	- 1 2-H 9
RUBBER-MUFFLER MOUNTING--SD25--.....	200C	- 1 2-G 3	SHAFT-IDLER.....	314	- 1 2-J 6	STRAINER ASSY-FUEL FOR GASOLINE		
			SHAFT-LIFT ROLLER--3F--.....	591C	- 4 3-C15	-SD25--.....	164C	- 1 2-E 6
			SHAFT-PINION MATE--ATM--.....	380B	- 1 2-J13	STRAINER ASSY-OIL--SD25--.....	151C	- 1 2-C16
			SHAFT-ROCKER--H20--.....	130B	- 1 2-C 5	SUPPORT-DISTRIBUTOR--H20--.....	221B	- 1 2-H 4
			SHAFT-ROCKER--SD25--.....	130C	- 1 2-C 7	SWITCH ASSY-IGNITION.....	251	- 1 2-I 7
			SHIM-ALTERNATOR--H20--.....	230B	- 1 2-H 7	SWITCH ASSY-INHIBITOR.....	319	- 1 2-J11
			SHIM-ALTERNATOR--SD25--.....	230C	- 1 2-H 8	SWITCH ASSY-LIGHTING.....	251	- 1 2-I 7
			SHIM-CRANK SPROCKET--H20--.....	120B	- 1 2-B16	SWITCH ASSY-MAGNETIC--H20--.....	233B	- 1 2-H11
SCREW & WASHER KIT-A--H20--.....	160B	- 2 2-E 3	SHOE & LINING ASSY-NO.1--CUSH--.....	440B	- 1 2-L 5	SWITCH ASSY-MAGNETIC--SD25--.....	233C	- 1 2-H12
SCREW & WASHER KIT-B--H20--.....	160B	- 2 2-E 3	SHOE & LINING ASSY-NO.1--PNEU--.....	440A	- 1 2-L 2	SWITCH ASSY-OIL PRESSURE.....	248	- 2 2-I 6
SCREW-ADJUST, IDLE--H20--.....	160B	- 2 2-E 3	SHOE & LINING ASSY-NO.2 LH			SWITCH ASSY-OIL PRESSURE		
SCREW-ADJUST, VALVE ROCKER			-CUSH--.....	440B	- 1 2-L 5	-SD25--.....	135C	- 2 2-C11
-H20--.....	130B	- 2 2-C 6	SHOE & LINING ASSY-NO.2 LH			SWITCH ASSY-STOP LAMP.....	251	- 1 2-I 7
SCREW-ADJUST, VALVE ROCKER			-PNEU--.....	440A	- 1 2-L 2	SWITCH ASSY-THERMO TIME--SD25--.....	111C	- 1 2-B11
-SD25--.....	130C	- 2 2-C 8				SWITCH ASSY-TURN SIGNAL.....	251	- 1 2-I 7
SEAL-O RING--H20--.....	221B	- 2 2-H 5						

S

FICHE

1-M1

PART NUMBER INDEX



PART NO.	SEC. NO.	LOC.	PART NO.	SEC. NO.	LOC.	PART NO.	SEC. NO.	LOC.	PART NO.	SEC. NO.	LOC.	PART NO.	SEC. NO.	LOC.
			01532-00022...	465B	- 1 2-L12	08110-8551A...	135B	- 1 2-C 9	11021-E3000...	110B	- 1 2-B 6	11120-L1800...	110C	- 1 2-B 8
			01552-00401...	241	- 1 2-I 3	08110-85510...	135B	- 1 2-C 9		111B	- 1 2-B10	11121-E0700...	110B	- 2 2-B 7
			01552-00411...	241	- 1 2-I 3	08120-62562...	135B	- 1 2-C 9	11021-J2000...	111C	- 1 2-B11	11121-V1700...	110C	- 2 2-B 9
			01552-00421...	697A	- 2 3-G 5	08120-82200...	150B	- 1 2-C15		210C	- 1 2-G 5	11128-69200...	110B	- 1 2-B 6
				697B	- 2 3-G 7	08120-83525...	170B	- 1 2-E 9	11023-G7000...	111C	- 1 2-B11		110C	- 2 2-B 9
E8223-F0940...	586A	- 1 3-B15	01552-00431...	697A	- 2 3-G 5	08194-4501A...	586A	- 1 3-B15	11023-78200...	110B	- 1 2-B 6	11220-01H00...	112B	- 1 2-B13
	586B	- 1 3-C 2		697B	- 2 3-G 7		586B	- 1 3-C 2	11024-K0100...	110B	- 1 2-B 6		112C	- 1 2-B14
E9325-F2490...	595A	- 6 3-D 6	01553-00272...	695A	- 1 3-F 9	08216-61410...	135B	- 1 2-C 9	11024-78200...	110B	- 1 2-B 6	11225-01H00...	112B	- 1 2-B13
	595B	- 4 3-D10		695B	- 1 3-F10	08216-63010...	135B	- 1 2-C 9	11025-L1800...	135C	- 2 2-C11		112C	- 1 2-B14
	595C	- 5 3-D16		695C	- 1 3-F12	08911-10810...	135B	- 1 2-C 9	11026-61000...	110B	- 2 2-B 7	11226-01H00...	112B	- 1 2-B13
				695D	- 1 3-F14	08911-1082A...	135B	- 1 2-C 9		110C	- 2 2-B 9		112C	- 1 2-B14
				695E	- 1 3-F15	08911-2401A...	150B	- 1 2-C15	11031-76200...	135C	- 1 2-C10	11232-00H06...	112B	- 1 2-B13
				695F	- 1 3-G 2	08911-24010...	150B	- 1 2-C15	11032-T6201...	111C	- 2 2-B12	11232-10H06...	111C	- 1 2-B14
STANDARD PART			01555-00281...	210C	- 1 2-G 5	08911-6441A...	586A	- 1 3-B15	11034-T6203...	135C	- 1 2-C10	11233-00H08...	112B	- 1 2-B13
			01555-00411...	185C	- 4 2-F 5		586B	- 1 3-C 2	11035-30000...	118B	- 1 2-B15	11233-11H00...	112C	- 1 2-B14
00806-30601...	315	- 2 2-J 8	01558-00012...	698B	- 1 3-G 9	08915-1381A...	135B	- 1 2-C 9	11041-29W00...	111C	- 1 2-B11	11272-00H12...	112B	- 1 2-B13
00922-23200...	692	- 1 3-F 2	01641-00071...	172B	- 2 2-E11		150B	- 1 2-C15	11042-B8655...	111B	- 1 2-B10	11272-00H13...	112B	- 1 2-B13
00932-10100...	485	- 2 2-M 6		172C	- 1 2-E12	08915-13810...	135B	- 1 2-C 9	11042-00H25...	102B	- 1 2-B 4	11272-01H00...	112B	- 1 2-B13
01001-00131...	311	- 2 2-J 4		691A	- 1 3-E15		150B	- 1 2-C15	11042-10H25...	102C	- 1 2-B 5		112C	- 1 2-B14
01001-00141...	311	- 2 2-J 4		691B	- 1 3-E16	08915-14010...	150B	- 1 2-C15	11044-09W00...	111C	- 1 2-B11	11272-10H00...	112C	- 1 2-B14
01111-00182...	251	- 1 2-I 7	01642-02114...	110C	- 1 2-B 8	08915-1441A...	586A	- 1 3-B15	11044-79500...	111B	- 1 2-B10	11713-E0701...	230B	- 1 2-H 7
	465B	- 1 2-L12					586B	- 1 3-C 2	11045-76201...	111C	- 1 2-B11	11713-L6800...	230B	- 1 2-H 7
01121-00272...	680	- 1 3-E14	01648-00084...	110C	- 1 2-B 8	08915-44010...	150B	- 1 2-C15	11046-73402...	110B	- 1 2-B 6	11713-21001...	230B	- 1 2-H 7
01151-00014...	143C	- 1 2-C14		111C	- 1 2-B11					135B	- 1 2-C 9	11713-85000...	230B	- 1 2-H 7
01151-01004...	111C	- 1 2-B11	01978-11084...	210C	- 1 2-G 5				11047-Y1400...	135C	- 1 2-C10	11715-L1103...	230B	- 1 2-H 7
	140C	- 1 2-C13	02141-328Y0...	223B	- 1 2-H 6				11052-76203...	111C	- 1 2-B11	11720-B1101...	210B	- 1 2-G 4
01211-01054...	186C	- 1 2-F 6	02141-331W0...	223B	- 1 2-H 6				11056-37502...	111C	- 1 2-B11	11810-A3501...	118B	- 1 2-B15
01311-00241...	112B	- 1 2-B13	02187-45601...	223B	- 1 2-H 6				11056-78200...	111B	- 1 2-B10	11826-00H01...	118B	- 1 2-B15
	112C	- 1 2-B14	02295-07100...	995	- 1 3-J 5	10004-14600...	110B	- 1 2-B 6	11057-78200...	111B	- 1 2-B10	11828-L1101...	118B	- 1 2-B15
01351-10124...	111C	- 2 2-B12	02295-07200...	995	- 1 3-J 5	10006-32201...	111B	- 1 2-B10	11059-76201...	111C	- 1 2-B11	11931-L2501...	135C	- 2 2-C11
01351-11124...	186C	- 1 2-F 6	02295-07400...	995	- 1 3-J 5	10006-37500...	111C	- 1 2-B11	11060-B8501...	210B	- 1 2-G 4	11935-L2001...	135C	- 2 2-C11
01351-21144...	143C	- 1 2-C14	02295-25100...	995	- 1 3-J 5	10100-00H0D...	100B	- 1 2-B 2	11060-L1800...	111C	- 2 2-B12	11936-L1800...	135C	- 2 2-C11
01352-00291...	172B	- 2 2-E11	02295-30300...	995	- 1 3-J 5	10100-01H0D...	100B	- 1 2-B 2	11062-L6000...	111C	- 2 2-B12	12010-T7204...	120C	- 1 2-C 3
	172C	- 1 2-E12	02295-40100...	995	- 1 3-J 5	10100-2100A...	100C	- 1 2-B 3	11062-21000...	210B	- 1 2-G 4	12010-T7214...	120C	- 1 2-C 3
	691A	- 1 3-E15	02295-41100...	995	- 1 3-J 5	10100-11HA3...	100C	- 1 2-B 3	11063-Y4400...	111B	- 1 2-B10	12010-79500...	120B	- 1 2-B16
	691B	- 1 3-E16	02295-45200...	995	- 1 3-J 5	10101-00H25...	102B	- 1 2-B 4	11065-T8202...	111C	- 1 2-B11	12030-L2000...	120C	- 1 2-C 3
01436-00071...	740A	- 1 3-H 6	02295-45300...	995	- 1 3-J 5	10101-10H25...	102C	- 1 2-B 5	11065-30000...	111B	- 1 2-B10	12030-32200...	120B	- 1 2-B16
	740B	- 1 3-H 7	02295-95100...	995	- 1 3-J 5	11009-1CH00...	110C	- 1 2-B 8	11067-83W00...	253	- 1 2-I 8	12032-37500...	120C	- 1 2-C 3
01451-00641...	680	- 1 3-E14	02295-95300...	995	- 1 3-J 5	11010-Y4450...	110B	- 1 2-B 6	11068-T8201...	253	- 1 2-I 8	12033-L2006...	120C	- 1 2-C 3
01521-00122...	443	- 1 2-L 8	05413-1400P...	310	- 1 2-J 2	11012-L2002...	110C	- 1 2-B 8	11075-37501...	111C	- 2 2-B12	12033-R9000...	120B	- 1 2-B16
01522-05104...	110C	- 1 2-B 8	05413-1600P...	311	- 1 2-J 3	11018-L1800...	110C	- 1 2-B 8	11076-L2003...	111C	- 2 2-B12	12100-L2000...	120C	- 1 2-C 3
	130C	- 1 2-C 7	05413-1800P...	317	- 2 2-J10	11019-32200...	110C	- 1 2-B 8	11086-T8200...	111C	- 2 2-B12	12100-P5100...	120B	- 1 2-B16
01522-06124...	110C	- 1 2-B 8	08110-82062...	135B	- 1 2-C 9	11019-32201...	110B	- 1 2-B 6	11099-P0502...	111B	- 1 2-B10	12109-E0701...	120B	- 1 2-B16
01522-08144...	110C	- 1 2-B 8	08110-8301B...	135B	- 1 2-C 9		110C	- 1 2-B 8	11110-T7202...	110C	- 2 2-B 9	12109-E0711...	120B	- 1 2-B16
01523-00032...	585C	- 1 3-B13	08110-83062...	135B	- 1 2-C 9	11019-76200...	111C	- 1 2-B11	11110-00H00...	110B	- 1 2-B 6	12109-L2000...	120C	- 1 2-C 3

1 0 0 0

PART NO.	SEC. NO.	LOC.	PART NO.	SEC. NO.	LOC.	PART NO.	SEC. NO.	LOC.	PART NO.	SEC. NO.	LOC.	PART NO.	SEC. NO.	LOC.	
12111-P5112...	120B	- 1	2-B16	12308-L1101...	120B	- 2	2-C 2	13031-10H00...	135C	- 1	2-C10	13234-78200...	130B	- 2	2-C 6
12113-L2000...	120C	- 1	2-C 3	12309-61503...	120C	- 1	2-C 3	13033-00H00...	135B	- 1	2-C 9	13235-78200...	130B	- 2	2-C 6
12113-78201...	120B	- 1	2-B16	12309-78200...	120B	- 2	2-C 2	13034-L2501...	135C	- 1	2-C10	13238-12200...	130B	- 2	2-C 6
12117-P5112...	120B	- 1	2-B16	12310-10H01...	120C	- 2	2-C 4	13036-R8100...	135C	- 1	2-C10	13238-37502...	130C	- 2	2-C 8
12117-Y5210...	120C	- 1	2-C 3	12312-L1802...	120C	- 2	2-C 4	13037-90002...	135C	- 1	2-C10	13240-37502...	111C	- 2	2-B12
12117-Y5211...	120C	- 1	2-C 3	12313-L1122...	120B	- 1	2-B16	13038-L2501...	135C	- 2	2-C11	13252-32200...	130B	- 1	2-C 5
12117-Y5212...	120C	- 1	2-C 3					13040-L2500...	135C	- 2	2-C11	13252-37503...	130C	- 1	2-C 7
12117-Y5213...	120C	- 1	2-C 3	12315-00H00...	120B	- 2	2-C 2	13041-L2501...	135C	- 1	2-C10	13254-58000...	130B	- 1	2-C 5
12117-Y5214...	120C	- 1	2-C 3	12316-V1701...	120B	- 2	2-C 4	13042-L1401...	135B	- 1	2-C 9	13255-58000...	130B	- 2	2-C 6
12118-P5112...	120B	- 1	2-B16	12317-R8700...	120C	- 2	2-C 4	13043-T7200...	135C	- 1	2-C10		130C	- 1	2-C 7
12119-P5112...	120B	- 1	2-B16	12320-00H01...	120B	- 1	2-B16	13044-Y5201...	135C	- 1	2-C10	13256-18010...	130C	- 1	2-C 7
12120-P5112...	120B	- 1	2-B16	12330-10H00...	120C	- 2	2-C 4	13052-10H01...	186C	- 1	2-F 6	13256-58000...	130B	- 2	2-C 6
12123-90001...	110C	- 1	2-B 8	12331-00H00...	120B	- 2	2-C 2	13070-32200...	130B	- 1	2-C 5		130C	- 1	2-C 7
12200-E0700...	120B	- 1	2-B16	12331-10H01...	135C	- 2	2-C11	13079-32200...	130B	- 1	2-C 5	13257-L2000...	130C	- 1	2-C 7
12200-L2000...	120C	- 1	2-C 3	12333-L1000...	120B	- 2	2-C 2	13081-76202...	110C	- 1	2-B 8	13258-L2000...	130C	- 1	2-C 7
12201-78200...	120B	- 1	2-B16	12335-L1000...	120B	- 2	2-C 2	13081-78200...	110B	- 1	2-B 6	13258-78201...	130B	- 2	2-C 6
12205-76200...	120C	- 2	2-C 4	12351-L1100...	120B	- 2	2-C 2	13092-00H00...	120B	- 2	2-C 2	13259-78201...	130B	- 2	2-C 6
12207-E0702...	120B	- 2	2-C 2	12352-L1101...	120B	- 2	2-C 2	13201-F1800...	130B	- 1	2-C 5	13264-L1100...	111B	- 1	2-B10
12207-V1701...	120C	- 1	2-C 3	12353-L1101...	120B	- 2	2-C 2	13201-L2000...	130C	- 1	2-C 7	13264-L1101...	111B	- 1	2-B10
12208-E0702...	120B	- 2	2-C 2	12354-L6801...	120B	- 2	2-C 2	13201-P0500...	130B	- 1	2-C 5	13264-T8285...	111C	- 2	2-B12
12209-E0702...	120B	- 2	2-C 2	13001-L2001...	130C	- 1	2-C 7	13202-L2000...	130C	- 1	2-C 7	13270-E3400...	111B	- 1	2-B10
12209-V1701...	120C	- 1	2-C 3	13001-78200...	130B	- 1	2-C 5	13202-P5100...	130B	- 1	2-C 5	13270-R8800...	111C	- 2	2-B12
12210-E0702...	120B	- 2	2-C 2	13002-37501...	110C	- 1	2-B 8	13203-T7200...	130C	- 1	2-C 7	13274-B1101...	111B	- 1	2-B10
12210-V1701...	120C	- 1	2-C 3	13002-71200...	110B	- 1	2-B 6	13203-32200...	130B	- 1	2-C 5	13275-E0720...	111B	- 1	2-B10
12211-E0702...	120B	- 2	2-C 2	13004-37501...	110C	- 1	2-B 8	13207-V1700...	130C	- 1	2-C 7	13277-T6200...	111C	- 2	2-B12
12211-V1701...	120C	- 1	2-C 3	13004-37502...	110C	- 1	2-B 8	13207-66700...	130B	- 1	2-C 5	13277-T6202...	111C	- 2	2-B12
12212-E0702...	120B	- 2	2-C 2	13010-76203...	130C	- 1	2-C 7	13207-66711...	130B	- 1	2-C 5	13284-L2000...	130C	- 2	2-C 8
12212-V1701...	120C	- 1	2-C 3	13010-78201...	130B	- 1	2-C 5	13208-Y1400...	130C	- 1	2-C 7	13285-L2000...	130C	- 2	2-C 8
12279-17200...	135C	- 2	2-C11	13011-L1802...	135C	- 1	2-C10	13209-08000...	130B	- 1	2-C 5	13287-36W00...	130C	- 2	2-C 8
12279-17201...	135C	- 2	2-C11	13012-L2500...	135C	- 1	2-C10	13209-37501...	130C	- 1	2-C 7	13288-37500...	130C	- 2	2-C 8
12279-32200...	110B	- 1	2-B 6	13012-78200...	130B	- 1	2-C 5	13210-B8500...	130B	- 1	2-C 5	13289-58000...	130B	- 2	2-C 6
12280-37525...	120C	- 1	2-C 3	13013-78200...	130B	- 1	2-C 5	13210-B8501...	130B	- 1	2-C 5		130C	- 1	2-C 7
12280-37526...	120C	- 2	2-C 4	13014-37500...	130C	- 1	2-C 7	13211-V1700...	111C	- 1	2-B11	13501-00H00...	135B	- 1	2-C 9
12280-37527...	120C	- 2	2-C 4	13015-L1801...	135C	- 1	2-C10	13214-L2000...	111C	- 1	2-B11	13517-0703P...	349	- 1	2-J12
12280-37528...	120C	- 2	2-C 4	13016-L1803...	135C	- 1	2-C10	13215-L2000...	111C	- 1	2-B11	13520-L1100...	135B	- 1	2-C 9
12280-37529...	120C	- 2	2-C 4	13018-L2500...	135C	- 1	2-C10	13215-L2010...	111C	- 1	2-B11	13521-L1100...	135B	- 1	2-C 9
12289-14600...	110B	- 1	2-B 6	13020-L1801...	135C	- 1	2-C10	13215-L2011...	111C	- 1	2-B11	14003-L1800...	140C	- 1	2-C13
12293-P0500...	110B	- 1	2-B 6	13020-90000...	230C	- 1	2-H 8	13222-37504...	130C	- 1	2-C 7	14003-00H00...	140B	- 1	2-C12
12293-37501...	110C	- 1	2-B 8	13021-37502...	120C	- 2	2-C 4	13222-78200...	130B	- 1	2-C 5	14004-L1101...	140B	- 1	2-C12
12296-09W00...	135C	- 2	2-C11	13021-73601...	120B	- 1	2-B16	13223-78200...	130B	- 1	2-C 5	14004-L1802...	140C	- 1	2-C13
12297-V1700...	135C	- 2	2-C11	13022-48200...	120B	- 1	2-B16	13224-76200...	130C	- 1	2-C 7	14008-L1400...	118B	- 1	2-B15
12299-32200...	120B	- 1	2-B16	13024-37502...	130C	- 1	2-C 7	13224-78200...	130B	- 2	2-C 6	14008-10H00...	140C	- 1	2-C13
12303-L1102...	120B	- 1	2-B16	13024-78201...	130B	- 1	2-C 5	13226-78200...	130B	- 2	2-C 6	14017-10H00...	140C	- 1	2-C13
12303-37603...	120C	- 2	2-C 4	13028-73600...	130B	- 1	2-C 5	13231-78201...	130B	- 2	2-C 6	14034-14600...	140B	- 1	2-C12
12307-48201...	120B	- 1	2-B16	13030-37500...	130C	- 1	2-C 7		130C	- 2	2-C 8	14035-B8500...	140B	- 1	2-C12

PART NO.	SEC. NO.	LOC.	PART NO.	SEC. NO.	LOC.	PART NO.	SEC. NO.	LOC.	PART NO.	SEC. NO.	LOC.	PART NO.	SEC. NO.	LOC.	
15262-L1100...	118B	- 1	2-B15	16260-00H04...	160B	- 2	2-E 3	16526-02H00...	165C	- 1	2-E 8	16613-V0723...	185C	- 2	2-F 3
15265-76200...	135C	- 1	2-C10	16266-00H04...	160B	- 1	2-E 2	16546-00H10...	165B	- 1	2-E 7	16613-V0724...	185C	- 2	2-F 3
15266-76200...	111C	- 2	2-B12	16267-00H00...	165B	- 1	2-E 7		165C	- 1	2-E 8	16613-V0740...	185C	- 2	2-F 3
	135C	- 1	2-C10	16272-B8201...	160B	- 1	2-E 2	16572-10801...	118B	- 1	2-B15	16613-V0741...	185C	- 2	2-F 3
15270-B3400...	111B	- 1	2-B10	16277-00H04...	160B	- 2	2-E 3	16575-00H11...	165B	- 1	2-E 7	16613-V0742...	185C	- 2	2-F 3
15280-90001...	152C	- 1	2-D 2	16280-00H04...	160B	- 2	2-E 3	16575-01H05...	165B	- 1	2-E 7	16613-V0760...	185C	- 2	2-F 3
15296-37501...	111C	- 1	2-B11	16285-00H04...	160B	- 1	2-E 2	16575-11H00...	165C	- 1	2-E 8	16613-V0761...	185C	- 2	2-F 3
15300-76200...	152C	- 1	2-D 2	16293-00H04...	160B	- 2	2-E 3	16576-00H00...	737A	- 2	3-H 3	16613-V0762...	185C	- 2	2-F 3
15301-76200...	152C	- 1	2-D 2	16300-0102P...	160B	- 1	2-E 2	16576-01H00...	737B	- 1	3-H 4	16613-V0763...	185C	- 2	2-F 3
15301-76202...	152C	- 1	2-D 2	16371-00H04...	160B	- 2	2-E 3	16576-86000...	143C	- 1	2-C14	16613-V0764...	185C	- 2	2-F 3
15303-Y1400...	152C	- 1	2-D 2	16400-10H03...	164C	- 1	2-E 6	16577-00H00...	165B	- 1	2-E 7	16613-V0765...	185C	- 2	2-F 3
15303-61503...	152C	- 1	2-D 2	16401-10H03...	164C	- 1	2-E 6		165C	- 1	2-E 8	16613-V0766...	185C	- 2	2-F 3
15303-76200...	152C	- 1	2-D 2	16402-K4046...	170B	- 1	2-E 9	16579-10H00...	111C	- 2	2-B12	16613-V0767...	185C	- 2	2-F 3
15303-76201...	152C	- 1	2-D 2	16402-48200...	170B	- 1	2-E 9	16588-03H00...	165B	- 1	2-E 7	16613-V0768...	185C	- 3	2-F 4
15304-61501...	152C	- 1	2-D 2	16404-78213...	170B	- 1	2-E 9		165C	- 1	2-E 8	16613-V0769...	185C	- 3	2-F 4
15305-Y1400...	152C	- 1	2-D 2	16405-T9005...	164C	- 1	2-E 6	16600-36W25...	185C	- 1	2-F 2	16613-V0770...	185C	- 3	2-F 4
15341-61500...	152C	- 1	2-D 2	16405-10400...	170B	- 1	2-E 9	16601-V1702...	111C	- 1	2-B11	16613-V0771...	185C	- 3	2-F 4
16010-00H04...	160B	- 1	2-E 2	16406-T9001...	164C	- 1	2-E 6	16602-V1701...	111C	- 2	2-B12	16613-V0772...	185C	- 3	2-F 4
16033-78500...	160B	- 1	2-E 2	16407-T9001...	164C	- 1	2-E 6		185C	- 4	2-F 5	16613-V0773...	185C	- 3	2-F 4
16036-00H04...	160B	- 1	2-E 2	16407-W4900...	164C	- 1	2-E 6	16602-V1702...	185C	- 1	2-F 2	16613-V0774...	185C	- 3	2-F 4
16055-00H04...	160B	- 1	2-E 2	16407-00H01...	170B	- 1	2-E 9	16610-36W00...	185C	- 1	2-F 2	16613-V0775...	185C	- 3	2-F 4
16061-00H04...	160B	- 1	2-E 2	16412-T9002...	164C	- 1	2-E 6	16612-37500...	185C	- 1	2-F 2	16613-V0776...	185C	- 3	2-F 4
16092-00H04...	160B	- 1	2-E 2	16413-T9003...	164C	- 1	2-E 6	16613-V0700...	185C	- 1	2-F 2	16613-V0777...	185C	- 3	2-F 4
16098-N0100...	160B	- 1	2-E 2	16419-10H00...	164C	- 1	2-E 6	16613-V0701...	185C	- 1	2-F 2	16613-V0778...	185C	- 3	2-F 4
16104-31300...	160B	- 1	2-E 2	16420-A0600...	170B	- 1	2-E 9	16613-V0702...	185C	- 1	2-F 2	16613-V0779...	185C	- 3	2-F 4
16108-A3501...	160B	- 1	2-E 2	16439-A0601...	160B	- 3	2-E 4	16613-V0703...	185C	- 1	2-F 2	16613-V0780...	185C	- 3	2-F 4
16111-00H04...	160B	- 1	2-E 2	16440-35210...	170B	- 1	2-E 9	16613-V0704...	185C	- 1	2-F 2	16613-V0781...	185C	- 3	2-F 4
16134-00H04...	160B	- 2	2-E 3	16450-L1105...	164C	- 1	2-E 6	16613-V0705...	185C	- 1	2-F 2	16613-V0782...	185C	- 3	2-F 4
16144-V5501...	160B	- 2	2-E 3	16454-Q4000...	143C	- 1	2-C14	16613-V0706...	185C	- 1	2-F 2	16613-V0783...	185C	- 3	2-F 4
16145-00H04...	160B	- 2	2-E 3	16455-00H04...	160B	- 2	2-E 3	16613-V0707...	185C	- 1	2-F 2	16613-V0784...	185C	- 3	2-F 4
16145-62500...	160B	- 2	2-E 3	16465-00H04...	160B	- 2	2-E 3	16613-V0708...	185C	- 1	2-F 2	16615-37500...	185C	- 1	2-F 2
16148-00H04...	160B	- 1	2-E 2	16475-00H04...	160B	- 2	2-E 3	16613-V0709...	185C	- 1	2-F 2	16616-37500...	185C	- 3	2-F 4
16150-00H04...	160B	- 1	2-E 2	16501-00H16...	165B	- 1	2-E 7	16613-V0710...	185C	- 1	2-F 2	16620-Y8400...	185C	- 3	2-F 4
16155-00H04...	160B	- 1	2-E 2		165C	- 1	2-E 8	16613-V0711...	185C	- 1	2-F 2	16620-Y8402...	185C	- 3	2-F 4
16160-00H04...	160B	- 2	2-E 3	16501-01H16...	165B	- 1	2-E 7	16613-V0712...	185C	- 1	2-F 2	16626-09W00...	185C	- 4	2-F 5
16161-00H04...	160B	- 1	2-E 2		165C	- 1	2-E 8	16613-V0713...	185C	- 1	2-F 2	16627-J5570...	185C	- 4	2-F 5
16166-K0304...	160B	- 1	2-E 2	16501-02H01...	165B	- 1	2-E 7	16613-V0714...	185C	- 1	2-F 2	16629-37502...	185C	- 3	2-F 4
16174-00H00...	160B	- 2	2-E 3		165C	- 1	2-E 8	16613-V0715...	185C	- 2	2-F 3	16635-J5570...	185C	- 1	2-F 2
16182-09M00...	160B	- 2	2-E 3	16501-03H01...	165B	- 1	2-E 7	16613-V0716...	185C	- 2	2-F 3	16671-T7201...	185C	- 4	2-F 5
16187-W7000...	160B	- 2	2-E 3		165C	- 1	2-E 8	16613-V0717...	185C	- 2	2-F 3	16678-T7202...	185C	- 4	2-F 5
16188-00H04...	160B	- 1	2-E 2	16511-99014...	165B	- 1	2-E 7	16613-V0718...	185C	- 2	2-F 3	16680-T7200...	185C	- 4	2-F 5
16193-00H04...	160B	- 2	2-E 3		165C	- 1	2-E 8	16613-V0719...	185C	- 2	2-F 3	16681-T7200...	185C	- 4	2-F 5
16196-00H04...	160B	- 2	2-E 3	16516-02H00...	165B	- 1	2-E 7	16613-V0720...	185C	- 2	2-F 3	16682-T7200...	185C	- 4	2-F 5
16204-31300...	160B	- 2	2-E 3		165C	- 1	2-E 8	16613-V0721...	185C	- 2	2-F 3	16683-T7200...	185C	- 4	2-F 5
16259-31300...	160B	- 1	2-E 2	16526-02H00...	165B	- 1	2-E 7	16613-V0722...	185C	- 2	2-F 3	16695-R8100...	185C	- 4	2-F 5

PART NO.	SEC. NO.	LOC.	PART NO.	SEC. NO.	LOC.	PART NO.	SEC. NO.	LOC.	PART NO.	SEC. NO.	LOC.	PART NO.	SEC. NO.	LOC.
17521-10H00...	164C	- 1	2-E	6	19180-L0100...	191B	- 1	2-F	7	21307-76200...	213C	- 1	2-G	6
17522-00H00...	164B	- 1	2-E	5	19320-L1100...	191B	- 1	2-F	7	21308-90003...	213C	- 1	2-G	6
17525-00H08...	173C	- 1	2-E	14						21309-90005...	213C	- 1	2-G	6
17525-10H08...	173B	- 1	2-E	13						21320-90002...	213C	- 1	2-G	6
17525-10H09...	173C	- 1	2-E	14	2 0 0 0					21331-76201...	213C	- 1	2-G	6
17525-20H09...	172B	- 2	2-E	11						21383-90009...	213C	- 1	2-G	6
	172C	- 1	2-E	12						21383-90012...	210C	- 1	2-G	5
17555-L1101...	173B	- 1	2-E	13	20100-00H00...	200B	- 1	2-G	2	21417-00H00...	214	- 1	2-G	7
17562-L1100...	173B	- 1	2-E	13	20100-05H01...	200B	- 1	2-G	2	21430-01F00...	214	- 1	2-G	7
	173C	- 1	2-E	14	20100-05H11...	200C	- 1	2-G	3	21435-89905...	214	- 1	2-G	7
18005-24H00...	180B	- 1	2-E	15	20135-B5000...	200B	- 1	2-G	2	21435-89910...	214	- 1	2-G	7
18005-24H05...	180C	- 1	2-E	16		200C	- 1	2-G	3	21440-01E00...	214	- 1	2-G	7
18010-24H00...	180B	- 1	2-E	15	20465-S3000...	200B	- 1	2-G	2	21450-89916...	214	- 2	2-G	8
	180C	- 1	2-E	16		200C	- 1	2-G	3	21450-89936...	214	- 2	2-G	8
18017-58000...	180B	- 1	2-E	15	20602-S0600...	200B	- 1	2-G	2	21460-24H10...	214	- 1	2-G	7
	180C	- 1	2-E	16		200C	- 1	2-G	3	21473-05H04...	214	- 2	2-G	8
18019-15800...	180B	- 1	2-E	15	20606-00H00...	200B	- 1	2-G	2	21475-05H03...	214	- 2	2-G	8
	180C	- 1	2-E	16		200C	- 1	2-G	3	21475-05H13...	214	- 2	2-G	8
18020-24H00...	180B	- 1	2-E	15	20611-00H00...	200B	- 1	2-G	2	21475-06H03...	214	- 2	2-G	8
	180C	- 1	2-E	16		200C	- 1	2-G	3	21497-05H00...	214	- 2	2-G	8
18024-24H00...	180B	- 1	2-E	15	21010-L1125...	210B	- 1	2-G	4	21501-05H03...	214	- 1	2-G	7
18110-11H00...	180B	- 1	2-E	15	21010-37506...	210C	- 1	2-G	5	21501-05H10...	214	- 1	2-G	7
	180C	- 1	2-E	16	21014-00H00...	210B	- 1	2-G	4	21501-06H03...	214	- 1	2-G	7
18119-S0100...	180B	- 1	2-E	15	21051-T7200...	210C	- 1	2-G	5	21503-05H03...	214	- 1	2-G	7
	180C	- 1	2-E	16	21051-20500...	210B	- 1	2-G	4	21503-05H10...	214	- 1	2-G	7
18167-17H00...	180B	- 1	2-E	15	21052-90105...	210C	- 1	2-G	5	21503-06H03...	214	- 1	2-G	7
	180C	- 1	2-E	16	21060-48210...	210B	- 1	2-G	4	21504-L1800...	210C	- 1	2-G	5
18201-04H00...	180B	- 1	2-E	15		210C	- 1	2-G	5	21505-L1800...	210C	- 1	2-G	5
18201-04H10...	180C	- 1	2-E	16	21064-J5000...	210B	- 1	2-G	4	21621-00H00...	310	- 1	2-J	2
18201-14H00...	180B	- 1	2-E	15	21064-03W00...	210B	- 1	2-G	4	21625-L1600...	310	- 1	2-J	2
18215-14H02...	180B	- 1	2-E	15	21069-61500...	210C	- 1	2-G	5	21631-05H00...	310	- 1	2-J	2
	180C	- 1	2-E	16	21074-37502...	210C	- 1	2-G	5	21631-15H01...	310	- 1	2-J	2
18410-00H00...	180B	- 1	2-E	15	21077-Y4400...	110B	- 1	2-B	6	21631-15H02...	310	- 1	2-J	2
18413-00H00...	180B	- 1	2-E	15	21200-G3100...	210B	- 1	2-G	4	21632-05H00...	310	- 1	2-J	2
18413-17H00...	180C	- 1	2-E	16	21200-G3160...	210B	- 1	2-G	4	21632-15H00...	310	- 1	2-J	2
18415-V0701...	180C	- 1	2-E	16	21200-P7906...	210B	- 1	2-G	4	21642-L1601...	310	- 1	2-J	2
18416-M3000...	180B	- 1	2-E	15	21200-V0206...	210B	- 1	2-G	4	21642-L3000...	310	- 1	2-J	2
18418-00H00...	180C	- 1	2-E	16	21200-76203...	210C	- 1	2-G	5	21642-05H01...	310	- 1	2-J	2
18455-11H00...	180B	- 1	2-E	15	21200-96011...	210C	- 1	2-G	5	21710-00H01...	214	- 1	2-G	7
	180C	- 1	2-E	16	21202-T5670...	111C	- 1	2-B	11	21710-00H11...	214	- 1	2-G	7
18480-14H05...	180C	- 1	2-E	16	21300-T7200...	213C	- 1	2-G	6	21713-01G00...	214	- 1	2-G	7
18485-11H00...	180C	- 1	2-E	16	21301-T3470...	213C	- 1	2-G	6	21741-00H00...	214	- 1	2-G	7
19100-00H01...	191B	- 1	2-F	7	21302-T7200...	213C	- 1	2-G	6	21742-00H00...	214	- 1	2-G	7
19110-00H01...	191B	- 1	2-F	7	21304-T7201...	213C	- 1	2-G	6	21745-00H01...	214	- 1	2-G	7
19159-K0100...	191B	- 1	2-F	7	21306-61520...	213C	- 1	2-G	6	21745-05H00...	214	- 2	2-G	8
22020-G5110...	221B	- 1	2-H	4						22202-G5110...	221B	- 1	2-H	4
22023-G5110...	221B	- 1	2-H	4						22100-00H11...	221B	- 1	2-H	4
22100-00H11...	221B	- 1	2-H	4						22104-14615...	221B	- 1	2-H	4
22104-14615...	221B	- 1	2-H	4						22108-00H11...	221B	- 1	2-H	4
22108-00H11...	221B	- 1	2-H	4						22109-W7010...	221B	- 1	2-H	4
22109-W7010...	221B	- 1	2-H	4						22115-A5510...	221B	- 1	2-H	9
22115-A5510...	221B	- 1	2-H	9						22118-B9810...	221B	- 1	2-H	9
22118-B9810...	221B	- 1	2-H	9						22136-G5110...	221B	- 1	2-H	4
22136-G5110...	221B	- 1	2-H	4						22157-M5610...	221B	- 1	2-H	4
22157-M5610...	221B	- 1	2-H	4						22162-G5710...	221B	- 1	2-H	4
22162-G5710...	221B	- 1	2-H	4						22120-23G15...	221B	- 1	2-H	4
22120-23G15...	221B	- 1	2-H	4						22165-M5610...	221B	- 1	2-H	4
22165-M5610...	221B	- 1	2-H	4						22178-37501...	151C	- 1	2-C	16
22178-37501...	151C	- 1	2-C	16						22178-73600...	221B	- 1	2-H	4
22178-73600...	221B	- 1	2-H	4						22179-32200...	221B	- 2	2-H	5
22179-32200...	221B	- 2	2-H	5						22179-37500...	151C	- 1	2-C	16
22179-37500...	151C	- 1	2-C	16						22180-71200...	221B	- 2	2-H	5
22180-71200...	221B	- 2	2-H	5						22183-00H11...	221B	- 1	2-H	4
22183-00H11...	221B	- 1	2-H	4						22185-23G15...	221B	- 1	2-H	4
22185-23G15...	221B	- 1	2-H	4						22201-22010...	221B	- 1	2-H	4
22201-22010...	221B	- 1	2-H	4						22229-G5110...	221B	- 1	2-H	4
22229-G5110...	221B	- 1	2-H	4						22301-00H11...	221B	- 1	2-H	4
22301-00H11...	221B	- 1	2-H	4						22309-H5010...	221B	- 1	2-H	4
22309-H5010...	221B	- 1	2-H	4						22316-T8000...	111C	- 2	2-B	12
22316-T8000...	111C	- 2	2-B	12						22401-A4805...	220B	- 1	2-H	2
22401-A4805...	220B	- 1	2-H	2						22401-E6800...	220B	- 1	2-H	2
22401-E6800...	220B	- 1	2-H	2						22401-L1600...	220B	- 1	2-H	2
22401-L1600...	220B	- 1	2-H	2						22401-M7714...	220B	- 1	2-H	2
22401-M7714...	220B	- 1	2-H	2						22401-M7715...	220B	- 1	2-H	2
22401-M7715...	220B	- 1	2-H	2						22401-M7716...	220B	- 1	2-H	2
22401-M7716...	220B	- 1	2-H	2						22431-10560...	220B	- 2	2-H	3
22431-10560...	220B	- 2	2-H	3						22433-00H00...	220B	- 1	2-H	2
22433-00H00...	220B	- 1	2-H	2						22435-00H01...	220B	- 1	2-H	2
22435-00H01...	220B	- 1	2-H	2						22441-N8710...	220B	- 1	2-H	2
22441-N8710...	220B	- 1	2-H	2						22450-Y4401...	220B	- 1	2-H	2
22450-Y4401...	220B	- 1	2-H	2						22450-Y4411...	220B	- 2	2-H	3
22450-Y4411...	220B	- 2	2-H	3						22451-66001...	220B	- 1	2-H	2
22451-66001...	220B	- 1	2-H	2						22452-66001...	220B	- 1	2-H	2
22452-66001...	220B	- 1	2-H	2						22453-66001...	220B	- 1	2-H	2
22453-66001...	220B	- 1	2-H	2						22454-80001...	220B	- 1	2-H	2
22454-80001...	220B	- 1	2-H	2						22462-N8711...	220B	- 1	2-H	2
22462-N8711...														

PART NO.	SEC. NO.	LOC.	PART NO.	SEC. NO.	LOC.	PART NO.	SEC. NO.	LOC.	PART NO.	SEC. NO.	LOC.	PART NO.	SEC. NO.	LOC.					
31772-L1000...	317	- 2	2-J10	33322-90000...	135C	- 1	2-C10	38140-04100...	434B	- 1	2-K11	40005-L1400...	403B	- 1	2-K 7				
31773-L1000...	317	- 2	2-J10	34102-04H00...	349	- 1	2-J12	38140-86160...	380B	- 1	2-J13	40006-47600...	403A	- 1	2-K 5				
31842-X0100...	313	- 1	2-J 5	34103-04H00...	349	- 1	2-J12	38151-05H00...	380B	- 1	2-J13	403B	- 1	2-K 7	40312-L1300...	434B	- 1	2-K 8	
31850-11H00...	313	- 1	2-J 5	34104-11H01...	349	- 1	2-J12	38154-L1102...	380B	- 2	2-J14	40008-47600...	403A	- 1	2-K 5	40312-L1401...	434A	- 1	2-K10
31857-X0102...	317	- 1	2-J 9	34110-17H00...	349	- 1	2-J12	38154-L1103...	380B	- 2	2-J14	403B	- 1	2-K 7	40350-00H00...	434B	- 1	2-K11	
31858-L1000...	313	- 1	2-J 5	34116-L1000...	465B	- 1	2-L12	38154-L1104...	380B	- 2	2-J14	40014-00H00...	485	- 1	2-M 5	40571-47230...	403A	- 1	2-K 5
31859-L1000...	313	- 1	2-J 5	34119-L1000...	349	- 1	2-J12	38154-L1105...	380B	- 2	2-J14	40015-00H00...	485	- 1	2-M 5	40572-47230...	403A	- 1	2-K 5
31913-10H00...	317	- 1	2-J 9	34400-11H01...	349	- 1	2-J12	38154-L1106...	380B	- 2	2-J14	40016-L1400...	403A	- 1	2-K 5	403B	- 1	2-K 7	
31916-L1000...	317	- 1	2-J 9	34400-11H02...	349	- 1	2-J12	38154-L1107...	380B	- 2	2-J14	403B	- 1	2-K 7	43010-00H00...	402B	- 1	2-K 4	
31917-21001...	317	- 1	2-J 9	34415-17H00...	349	- 1	2-J12	38164-00H00...	402B	- 1	2-K 4	40022-00H00...	485	- 1	2-M 5	43010-04H00...	402A	- 1	2-K 2
31918-04H01...	319	- 1	2-J11	34421-M7000...	466	- 1	2-L13	38164-04H00...	402A	- 1	2-K 2	40022-00H25...	485	- 1	2-M 5	43027-11H00...	402A	- 1	2-K 2
31920-11H00...	317	- 1	2-J 9	35103-90001...	311	- 1	2-J 3	38167-L0700...	402A	- 1	2-K 2	40023-11100...	485	- 1	2-M 5	402B	- 1	2-K 4	
31924-L1000...	317	- 1	2-J 9	36010-04H01...	443	- 1	2-L 8	402B	- 1	2-K 4	40024-L1400...	403A	- 1	2-K 5	43080-00H00...	402B	- 1	2-K 4	
31961-00H00...	317	- 1	2-J 9	36012-04H01...	443	- 1	2-L 8	38216-L1100...	314	- 1	2-J 6	403B	- 1	2-K 7	43080-04H00...	402A	- 1	2-K 2	
31965-11H00...	317	- 1	2-J 9	36014-04H01...	443	- 1	2-L 8	38300-00H00...	380B	- 1	2-J13	40030-L1400...	485	- 1	2-M 5	43081-00H00...	402B	- 1	2-K 4
32103-U8401...	311	- 1	2-J 3	36015-L8000...	443	- 1	2-L 8	38300-01H00...	380B	- 1	2-J13	40032-L1400...	485	- 1	2-M 5	43081-04H00...	402A	- 1	2-K 2
32103-14600...	311	- 1	2-J 3	36016-04H01...	443	- 1	2-L 8	38310-11H00...	380B	- 1	2-J13	40033-48200...	485	- 1	2-M 5	43084-L1400...	402A	- 2	2-K 3
32112-11H00...	311	- 1	2-J 3	36017-04H01...	443	- 1	2-L 8	38314-82100...	380B	- 1	2-J13	40034-48200...	485	- 1	2-M 5	43090-00H00...	402A	- 1	2-K 2
32114-L1400...	311	- 1	2-J 3	36018-L8000...	443	- 1	2-L 8	38316-82100...	380B	- 2	2-J14	40038-48200...	465B	- 1	2-L12	402B	- 1	2-K 4	
32116-L1101...	314	- 1	2-J 6	36019-04H01...	443	- 1	2-L 8	38319-82100...	380B	- 3	2-J15	40040-00H02...	485	- 1	2-M 5	43204-00H00...	402B	- 1	2-K 4
32134-11H00...	311	- 1	2-J 3	36020-04H01...	443	- 1	2-L 8	38320-L3001...	310	- 1	2-J 2	40047-L1400...	403A	- 1	2-K 5	43204-04H00...	402A	- 1	2-K 2
32136-L1100...	380B	- 2	2-J14	36021-L8000...	443	- 1	2-L 8	38322-55100...	317	- 1	2-J 9	403B	- 1	2-K 7	43205-L0102...	402A	- 1	2-K 2	
32137-L1101...	380B	- 2	2-J14	36025-04H01...	443	- 1	2-L 8	402A	- 1	2-K 2	40078-04H00...	403A	- 1	2-K 5	43215-T8000...	402B	- 1	2-K 4	
32139-L1404...	380B	- 1	2-J13	36026-04H01...	443	- 1	2-L 8	402B	- 1	2-K 4	40081-04H00...	403A	- 2	2-K 6	43215-T9310...	402B	- 1	2-K 4	
32162-11H00...	311	- 1	2-J 3	36028-04H01...	443	- 1	2-L 8	38348-90000...	230C	- 1	2-H 8	40081-04H01...	403A	- 2	2-K 6	43215-47601...	402A	- 1	2-K 2
32202-30000...	120B	- 2	2-C 2	36456-11H00...	443	- 1	2-L 8	38349-90000...	230C	- 1	2-H 8	40204-00H00...	434B	- 1	2-K11	43225-00H00...	402B	- 1	2-K 4
32203-10600...	314	- 1	2-J 6	36530-00H01...	440A	- 3	2-L 4	38350-90000...	230C	- 1	2-H 8	40204-04H00...	403A	- 2	2-K 6	43225-04H00...	402A	- 1	2-K 2
32214-L1000...	314	- 1	2-J 6	440B	- 3	2-L 7	38421-L1400...	380B	- 1	2-J13	40210-85000...	403A	- 2	2-K 6	43231-T8000...	402A	- 1	2-K 2	
32220-L1003...	314	- 1	2-J 6	36531-00H01...	440A	- 3	2-L 4	38423-76000...	380B	- 1	2-J13	434B	- 1	2-K11	402B	- 1	2-K 4		
32223-24900...	311	- 2	2-J 4	440B	- 3	2-L 7	38424-82100...	380B	- 1	2-J13	40211-50000...	380B	- 2	2-J14	43234-T8000...	402A	- 1	2-K 2	
32281-L1005...	314	- 1	2-J 6	37510-86160...	314	- 1	2-J 6	38424-82101...	380B	- 1	2-J13	40222-A0800...	403A	- 2	2-K 6	402B	- 1	2-K 4	
32282-L1001...	314	- 1	2-J 6	37516-53000...	311	- 2	2-J 4	38424-82102...	380B	- 1	2-J13	40224-21001...	434A	- 1	2-K10	43252-J2000...	402A	- 1	2-K 2
32289-L1100...	314	- 1	2-J 6	314	- 1	2-J 6	38425-76001...	380B	- 1	2-J13	40227-04H00...	403A	- 2	2-K 6	402B	- 1	2-K 4		
32349-T3000...	349	- 1	2-J12	38100-00H00...	380B	- 1	2-J13	38426-82100...	380B	- 1	2-J13	403B	- 1	2-K 7	43300-L0400...	433A	- 1	2-K 8	
32357-L1003...	315	- 1	2-J 7	38100-01H00...	380B	- 1	2-J13	38427-76002...	380B	- 1	2-J13	40262-00H00...	403A	- 2	2-K 6	43300-00H01...	433B	- 1	2-K 9
32357-L1005...	315	- 1	2-J 7	38102-J2000...	380B	- 1	2-J13	38428-30100...	380B	- 1	2-J13	403B	- 1	2-K 7	43310-L3200...	433B	- 1	2-K 9	
32413-M3300...	120B	- 2	2-C 2	38103-30100...	380B	- 1	2-J13	38440-01X00...	402A	- 1	2-K 2	40264-00H00...	403A	- 2	2-K 6	43310-L3210...	433B	- 1	2-K 9
32714-L6100...	311	- 1	2-J 3	38127-L4000...	380B	- 2	2-J14	40000				403B	- 1	2-K 7	43350-00H00...	433B	- 1	2-K 9	
32720-14600...	315	- 1	2-J 7	38127-L4001...	380B	- 2	2-J14				40292-L1100...	403A	- 2	2-K 6	43350-00H05...	433B	- 1	2-K 9	
32720-36900...	313	- 1	2-J 5	38127-L4002...	380B	- 2	2-J14				403B	- 1	2-K 7	43350-00H10...	433B	- 1	2-K 9		
317	- 1	2-J 9	38127-L4003...	380B	- 2	2-J14					40300-L1309...	433A	- 1	2-K 8	43350-00H15...	433B	- 1	2-K 9	
32803-C0400...	349	- 1	2-J12	38127-L4004...	380B	- 2	2-J14				40300-L1409...	434A	- 1	2-K10	44000-00H00...	440B	- 1	2-L 5	
32829-26760...	317	- 1	2-J 9	38127-L4005...	380B	- 2	2-J14	40001-00H00...	403B	- 1	2-K 7	40310-L0400...	434A	- 1	2-K10	44000-00H10...	440B	- 1	2-L 5
32884-L1000...	380B	- 2	2-J14	38139-L1001...	380B	- 2	2-J14	40001-05H00...	403A	- 1	2-K 5	40310-L1300...	433A	- 1	2-K 8	44000-04H00...	440A	- 1	2-L 2
32952-78000...	317	- 1	2-J 9	38140-04100...	403A	- 2	2-K 6	40005-L1400...	403A	- 1	2-K 5	40310-L1400...	434A	- 1	2-K10	44000-04H10...	440A	- 1	2-L 2

PART NO.	SEC. NO.	LOC.	PART NO.	SEC. NO.	LOC.	PART NO.	SEC. NO.	LOC.	PART NO.	SEC. NO.	LOC.	PART NO.	SEC. NO.	LOC.
44010-00H00...	440B	- 1 2-L 5	44112-L1400...	440A	- 1 2-L 2	46093-P6500...	460	- 1 2-L 9	48823-11H00...	488	- 1 2-M 7	49520-11H00...	485	- 1 2-M 5
44010-00H10...	440B	- 1 2-L 5		440B	- 1 2-L 5	46100-27260...	460	- 1 2-L 9	48830-04H00...	488	- 1 2-M 7	49522-11H00...	485	- 1 2-M 5
44010-04H00...	440A	- 1 2-L 2	44124-L1400...	440A	- 1 2-L 2	46283-89954...	497A	- 1 2-M 8	48835-04H00...	488	- 1 2-M 7	49524-11H00...	485	- 1 2-M 5
44010-04H10...	440A	- 1 2-L 2		440B	- 1 2-L 5		497B	- 1 2-M 9	48840-04H00...	488	- 1 2-M 7	49525-11H00...	485	- 2 2-M 6
44020-L1400...	440A	- 1 2-L 2	44125-L1400...	440A	- 1 2-L 2	46289-89972...	443	- 1 2-L 8	48842-04H00...	488	- 1 2-M 7	49526-11H00...	485	- 1 2-M 5
44020-00H00...	440B	- 1 2-L 5		440B	- 1 2-L 5	46289-89976...	443	- 1 2-L 8	48843-04H00...	488	- 1 2-M 7	49527-11H00...	485	- 1 2-M 5
44030-00H00...	440B	- 1 2-L 5	44128-L1500...	440A	- 1 2-L 2	46289-89978...	497A	- 1 2-M 8	48950-11H01...	488	- 1 2-M 7	49590-00H00...	485	- 2 2-M 6
44030-04H00...	440A	- 1 2-L 2		440B	- 1 2-L 5		497B	- 1 2-M 9	48961-11H03...	488	- 1 2-M 7	49599-11H00...	485	- 2 2-M 6
44039-00H00...	440A	- 2 2-L 3	44129-L0700...	440A	- 1 2-L 2	46290-00H02...	462B	- 1 2-L11	48962-11H03...	488	- 1 2-M 7	49711-05H00...	497A	- 1 2-M 8
	440B	- 2 2-L 6		440B	- 1 2-L 5	46290-05H00...	462A	- 1 2-L10	48966-11H00...	488	- 1 2-M 7	49711-11H00...	497B	- 1 2-M 9
44042-L0100...	440A	- 2 2-L 3	44147-00H00...	440A	- 2 2-L 3	46310-00H02...	462B	- 1 2-L11	48970-R3402...	488	- 1 2-M 7	49712-05H00...	497A	- 1 2-M 8
	440B	- 2 2-L 6		440B	- 2 2-L 6	46310-05H00...	462A	- 1 2-L10	48976-R3401...	488	- 1 2-M 7	49712-11H00...	497B	- 1 2-M 9
44043-L0100...	440A	- 2 2-L 3	44165-L0100...	440A	- 2 2-L 3	46487-48270...	465B	- 1 2-L12	48979-R3400...	488	- 1 2-M 7	49713-00H01...	497B	- 1 2-M 9
	440B	- 2 2-L 6		440B	- 2 2-L 6	46510-04H02...	465B	- 1 2-L12	49410-00H00...	480	- 1 2-M 2	49713-05H00...	497A	- 1 2-M 8
44045-L0100...	440A	- 1 2-L 2	44200-00H00...	440A	- 2 2-L 3	46520-04H02...	465B	- 1 2-L12	49412-00H00...	480	- 1 2-M 2	49714-00H01...	497B	- 1 2-M 9
	440B	- 1 2-L 5		440B	- 2 2-L 6	46525-18000...	695B	- 2 3-F11	49413-L8000...	480	- 2 2-M 3	49714-05H00...	497A	- 1 2-M 8
44060-00H00...	440A	- 1 2-L 2	44201-00H00...	440A	- 2 2-L 3		695C	- 2 3-F13	49414-L8000...	480	- 1 2-M 2	49783-05H00...	497A	- 1 2-M 8
	440B	- 1 2-L 5		440B	- 2 2-L 6		695D	- 1 3-F14	49415-L8000...	480	- 1 2-M 2	49836-11H00...	480	- 2 2-M 3
44065-L1400...	440A	- 2 2-L 3	44209-L1400...	440A	- 1 2-L 2		695E	- 1 3-F15	49416-00H00...	480	- 1 2-M 2	49837-11H00...	480	- 2 2-M 3
	440B	- 2 2-L 6		440B	- 1 2-L 5		695F	- 1 3-G 2	49420-L8000...	480	- 1 2-M 2			
44070-L0100...	440A	- 2 2-L 3	44210-L1400...	440A	- 1 2-L 2	46531-11700...	465B	- 1 2-L12	49421-L8000...	480	- 1 2-M 2			
	440B	- 2 2-L 6		440B	- 2 2-L 6	46540-04H02...	465B	- 1 2-L12	49422-00H00...	480	- 1 2-M 2			
	440B	- 3 2-L 7	44210-00H00...	440A	- 2 2-L 3	46551-04H02...	465B	- 1 2-L12	49423-L8000...	480	- 1 2-M 2			
44070-00H00...	440A	- 1 2-L 2		440B	- 2 2-L 6	46584-50100...	465B	- 1 2-L12	49424-L8000...	480	- 2 2-M 3			
	440B	- 1 2-L 5	44214-00H00...	440A	- 3 2-L 4	46590-22100...	466	- 1 2-L13	49425-L8000...	480	- 2 2-M 3	50100-00H00...	500B	- 1 3-B 3
44070-00H10...	440A	- 1 2-L 2		440B	- 1 2-L 5	47210-L0101...	402A	- 1 2-K 2	49426-L8000...	480	- 2 2-M 3	50100-04H01...	500A	- 1 3-B 2
	440B	- 1 2-L 5	44214-00H10...	440A	- 3 2-L 4	48184-L7000...	480	- 1 2-M 2	49427-L8000...	480	- 2 2-M 3	50170-04H01...	500A	- 1 3-B 2
44074-L1400...	402A	- 1 2-K 2		440B	- 3 2-L 7	48185-L7000...	480	- 1 2-M 2	49428-L8000...	480	- 2 2-M 3	50171-04H01...	500A	- 1 3-B 2
	402B	- 1 2-K 4	44215-00H00...	440A	- 2 2-L 3	48302-11H00...	488	- 1 2-M 7	49429-L8000...	480	- 2 2-M 3	58010-00H00...	580A	- 1 3-B 4
44077-L0100...	440A	- 2 2-L 3		440B	- 2 2-L 6	48401-11H10...	484	- 1 2-M 4	49430-L8000...	480	- 2 2-M 3	58010-00H01...	580A	- 1 3-B 4
	440B	- 2 2-L 6	46010-04H00...	460	- 1 2-L 9	48405-11H00...	484	- 1 2-M 4	49431-L8000...	480	- 1 2-M 2	58010-00H02...	580A	- 1 3-B 4
44079-L0100...	440A	- 2 2-L 3	46016-T5800...	460	- 1 2-L 9	48408-11H00...	484	- 1 2-M 4	49432-L8000...	480	- 1 2-M 2	58010-00H03...	580A	- 1 3-B 4
	440B	- 2 2-L 6	46020-04H00...	460	- 1 2-L 9	48422-11H00...	484	- 1 2-M 4	49433-L8000...	480	- 1 2-M 2	58010-00H04...	580A	- 1 3-B 4
44081-L1400...	440A	- 2 2-L 3		440B	- 2 2-L 6	48425-11H00...	484	- 1 2-M 4	49434-L8000...	480	- 1 2-M 2	58010-00H05...	580A	- 1 3-B 4
	440B	- 2 2-L 6	46062-U5200...	460	- 1 2-L 9	48435-11H00...	484	- 1 2-M 4	49435-L8000...	480	- 1 2-M 2	58010-00H06...	580A	- 1 3-B 4
44083-00H00...	440A	- 2 2-L 3	46063-04H00...	460	- 1 2-L 9	48451-11H00...	484	- 1 2-M 4	49436-L8000...	480	- 1 2-M 2	58010-00H07...	580A	- 1 3-B 4
	440B	- 2 2-L 6	46066-B5000...	460	- 1 2-L 9	48455-11H00...	484	- 1 2-M 4	49440-00H00...	480	- 2 2-M 3	58010-00H08...	580A	- 1 3-B 4
44092-L1400...	440A	- 2 2-L 3	46068-H9060...	460	- 1 2-L 9	48477-48500...	991A	- 2 3-J 3	49440-00H01...	485	- 1 2-M 5	58010-00H09...	580A	- 1 3-B 4
	440B	- 3 2-L 7	46070-27260...	460	- 1 2-L 9	48513-00H01...	480	- 1 2-M 2	497B	- 1 2-M 9	58015-00H00...	580A	- 1 3-B 4	
44098-L1400...	440A	- 2 2-L 3	46075-04H00...	460	- 1 2-L 9	48514-J0100...	480	- 1 2-M 2	49509-00H01...	485	- 1 2-M 5	58015-00H01...	580A	- 1 3-B 4
	440B	- 2 2-L 6	46078-M0800...	460	- 1 2-L 9	48517-V0100...	480	- 1 2-M 2	49509-05H01...	485	- 1 2-M 5	58015-00H02...	580A	- 1 3-B 4
44100-00H00...	440A	- 1 2-L 2	46080-04H00...	460	- 1 2-L 9	48520-00H03...	480	- 1 2-M 2	49514-00H01...	485	- 1 2-M 5	58015-00H03...	580A	- 1 3-B 4
	440B	- 1 2-L 5	46082-26900...	460	- 1 2-L 9	48732-L1410...	497B	- 1 2-M 9	49514-05H01...	485	- 1 2-M 5	58015-00H04...	580A	- 1 3-B 4
44108-L1400...	440A	- 1 2-L 2	46085-04H00...	460	- 1 2-L 9	48732-L9000...	497A	- 1 2-M 8	49516-11H00...	485	- 1 2-M 5	58015-00H05...	580A	- 1 3-B 4
	440B	- 1 2-L 5	46091-U5200...	460	- 1 2-L 9	48810-11H00...	488	- 1 2-M 7	49517-11H00...	485	- 1 2-M 5	58015-00H06...	580A	- 1 3-B 4

5 0 0 0

PART NO.	SEC. NO.	LOC.	PART NO.	SEC. NO.	LOC.	PART NO.	SEC. NO.	LOC.	PART NO.	SEC. NO.	LOC.	PART NO.	SEC. NO.	LOC.
58015-00H07...	580A	- 1 3-B 4	58211-01H06...	580B	- 1 3-B 7	58414-L0100...	695A	- 1 3-F 9	58610-04H00...	586A	- 1 3-B15	58820-02H00...	585C	- 2 3-B14
58015-00H08...	580A	- 1 3-B 4	58211-01H07...	580B	- 1 3-B 7		695B	- 1 3-F10	58610-04H01...	586A	- 1 3-B15	58820-03H00...	585A	- 2 3-B12
58015-00H09...	580A	- 1 3-B 4	58276-L0801...	586A	- 1 3-B15		695C	- 1 3-F12	58616-L5000...	586A	- 1 3-B15	58820-10H00...	585A	- 2 3-B12
58017-L1610...	580A	- 2 3-B 5		586B	- 1 3-C 2	58415-L0100...	695A	- 1 3-F 9		586A	- 2 3-B16	58825-L2200...	595A	- 3 3-D 3
58020-00H00...	580A	- 2 3-B 5	58313-L0800...	692	- 1 3-F 2		695B	- 1 3-F10		586B	- 1 3-C 2		595C	- 2 3-D13
58026-00H00...	580A	- 2 3-B 5	58320-L0800...	692	- 1 3-F 2		695C	- 1 3-F12		586B	- 2 3-C 3	58825-L7000...	595A	- 3 3-D 3
58027-00H00...	580A	- 2 3-B 5	58343-L0800...	692	- 1 3-F 2	58425-L0100...	695A	- 1 3-F 9	58616-00H00...	586A	- 1 3-B15	58835-L2600...	698A	- 1 3-G 8
58030-00H00...	580A	- 2 3-B 5	58348-L0800...	692	- 1 3-F 2		695B	- 1 3-F10		586B	- 1 3-C 2		698B	- 1 3-G 9
58030-00H01...	580A	- 2 3-B 5	58366-L0800...	692	- 1 3-F 2		695C	- 1 3-F12	58617-00H00...	586B	- 2 3-C 3	59026-L0700...	655A	- 2 3-E11
58030-00H02...	580A	- 2 3-B 5	58395-47601...	691A	- 1 3-E15	58434-47510...	692	- 2 3-F 3	58617-04H00...	586A	- 2 3-B16		655B	- 2 3-E13
58030-00H03...	580A	- 2 3-B 5		691B	- 1 3-E16	58465-L7400...	580B	- 1 3-B 7	58619-00H00...	586A	- 2 3-B16	59110-00H00...	591A	- 1 3-C 4
58030-00H04...	580A	- 1 3-B 4	58396-47601...	691A	- 1 3-E15		580C	- 1 3-B 9		586B	- 2 3-C 3	59110-00H01...	591A	- 1 3-C 4
58030-00H05...	580A	- 2 3-B 5		691B	- 1 3-E16	58510-00H01...	585A	- 1 3-B11	58621-L1100...	580A	- 2 3-B 5	59110-00H02...	591A	- 1 3-C 4
58030-00H06...	580A	- 2 3-B 5	58397-47601...	691A	- 1 3-E15	58510-00H10...	585A	- 2 3-B12	58622-00H00...	586A	- 1 3-B15	59110-00H03...	591A	- 1 3-C 4
58030-00H07...	580A	- 2 3-B 5		691B	- 1 3-E16	58510-02H00...	585C	- 1 3-B13		586A	- 2 3-B16	59110-00H04...	591A	- 1 3-C 4
58030-00H08...	580A	- 2 3-B 5	58410-02H01...	580B	- 1 3-B 7	58512-L8500...	698C	- 1 3-G10		586B	- 1 3-C 2	59110-00H05...	591A	- 1 3-C 4
58030-00H09...	580A	- 2 3-B 5		580C	- 1 3-B 9	58514-00H00...	585A	- 2 3-B12		586B	- 2 3-C 3	59110-00H06...	591A	- 1 3-C 4
58034-L1610...	580A	- 2 3-B 5	58410-02H02...	580B	- 1 3-B 7	58565-L2601...	585C	- 1 3-B13	58623-00H00...	586A	- 1 3-B15	59110-00H07...	591A	- 1 3-C 4
58037-00H00...	580A	- 2 3-B 5		580C	- 1 3-B 9	58565-L4900...	591C	- 4 3-C15		586A	- 2 3-B16	59110-00H08...	591A	- 1 3-C 4
58039-L1610...	580A	- 3 3-B 6	58410-02H03...	580B	- 1 3-B 7	58568-L7400...	591B	- 2 3-C11		586B	- 1 3-C 2	59110-00H09...	591A	- 1 3-C 4
58039-00H06...	580A	- 3 3-B 6		580C	- 1 3-B 9		591C	- 3 3-C14		586B	- 2 3-C 3	59110-02H00...	591C	- 1 3-C12
58039-00H07...	580A	- 3 3-B 6	58410-02H04...	580B	- 1 3-B 7	58572-04H00...	591A	- 4 3-C 7	58625-00H00...	586A	- 1 3-B15	59110-02H01...	591C	- 1 3-C12
58040-L1610...	580A	- 2 3-B 5		580C	- 1 3-B 9		591C	- 2 3-C13		586B	- 1 3-C 2	59110-02H02...	591C	- 1 3-C12
58060-L6000...	580B	- 1 3-B 7	58410-02H05...	580B	- 1 3-B 7		697A	- 2 3-G 5	58630-00H00...	586B	- 1 3-C 2	59110-02H03...	591C	- 1 3-C12
58065-L2601...	580A	- 2 3-B 5		580C	- 1 3-B 9	58573-L2500...	585A	- 2 3-B12	58630-04H00...	586A	- 1 3-B15	59110-02H04...	591C	- 1 3-C12
58066-05H00...	580C	- 2 3-B10	58410-02H06...	580B	- 1 3-B 7		591A	- 6 3-C 9	58633-L9001...	586A	- 1 3-B15	59110-02H05...	591C	- 1 3-C12
58071-L2601...	580A	- 3 3-B 6		580C	- 1 3-B 9		591B	- 2 3-C11		586A	- 2 3-B16	59110-02H06...	591C	- 1 3-C12
58080-04H00...	580A	- 2 3-B 5	58410-02H07...	580C	- 1 3-B 9	58573-L2800...	585A	- 2 3-B12		586B	- 1 3-C 2	59110-02H07...	591C	- 1 3-C12
	580B	- 1 3-B 7	58410-02H08...	580C	- 1 3-B 9		591C	- 3 3-C14		586B	- 2 3-C 3	59110-03H00...	591A	- 1 3-C 4
	580C	- 1 3-B 9	58410-02H09...	580B	- 1 3-B 7	58582-L2601...	595A	- 2 3-D 2	58645-20H00...	586A	- 1 3-B15	59110-03H01...	591A	- 1 3-C 4
58099-00H00...	580A	- 2 3-B 5	58410-02H10...	580B	- 1 3-B 7		595B	- 1 3-D 7		586B	- 1 3-C 2	59110-03H02...	591A	- 1 3-C 4
58123-L1100...	586A	- 1 3-B15	58411-02H01...	580C	- 1 3-B 9		595C	- 2 3-D13	58650-00H01...	586A	- 2 3-B16	59110-03H03...	591A	- 1 3-C 4
	586A	- 2 3-B16	58411-02H02...	580C	- 1 3-B 9		596A	- 3 3-E 5		586B	- 2 3-C 3	59110-03H04...	591A	- 1 3-C 4
	586B	- 1 3-C 2	58411-02H03...	580C	- 1 3-B 9		596C	- 3 3-E 9	58650-00H02...	586A	- 2 3-B16	59110-03H05...	591A	- 1 3-C 4
	586B	- 2 3-C 3	58411-02H04...	580C	- 1 3-B 9	58582-L2602...	595A	- 2 3-D 2		586B	- 2 3-C 3	59110-03H06...	591A	- 1 3-C 4
58142-L0800...	586A	- 1 3-B15	58411-02H05...	580C	- 1 3-B 9		595B	- 1 3-D 7	58661-00H00...	586B	- 2 3-C 3	59110-03H07...	591A	- 1 3-C 4
	586A	- 2 3-B16	58411-02H06...	580C	- 1 3-B 9		595C	- 2 3-D13	58661-04H00...	586A	- 2 3-B16	59110-03H08...	591A	- 1 3-C 4
	586B	- 1 3-C 2	58411-02H07...	580C	- 1 3-B 9		596A	- 3 3-E 5	58662-00H00...	586A	- 2 3-B16	59110-03H09...	591A	- 1 3-C 4
	586B	- 2 3-C 3	58411-02H08...	580C	- 1 3-B 9		596C	- 3 3-E 9		586B	- 2 3-C 3	59110-04H00...	591B	- 1 3-C10
58211-01H00...	580B	- 1 3-B 7	58412-L0100...	695A	- 1 3-F 9	58583-24H00...	591A	- 3 3-C 6	58670-L1100...	586A	- 2 3-B16	59110-04H01...	591B	- 1 3-C10
58211-01H01...	580B	- 1 3-B 7		695B	- 1 3-F10		591B	- 1 3-C10		586B	- 2 3-C 3	59110-04H02...	591B	- 1 3-C10
58211-01H02...	580B	- 1 3-B 7		695C	- 1 3-F12		591C	- 2 3-C13	58699-00H00...	586A	- 1 3-B15	59110-04H03...	591B	- 1 3-C10
58211-01H03...	580B	- 1 3-B 7	58413-L0100...	695A	- 1 3-F 9	58584-10H00...	591B	- 1 3-C10		586B	- 1 3-C 2	59110-04H04...	591B	- 1 3-C10
58211-01H04...	580B	- 1 3-B 7		695B	- 1 3-F10	58610-00H00...	586B	- 1 3-C 2	58810-L1401...	585C	- 2 3-B14	59110-04H05...	591B	- 1 3-C10
58211-01H05...	580B	- 1 3-B 7		695C	- 1 3-F12	58610-00H01...	586B	- 1 3-C 2	58810-L1402...	585C	- 2 3-B14	59110-04H06...	591B	- 1 3-C10

PART NO.	SEC. NO.	LOC.	PART NO.	SEC. NO.	LOC.	PART NO.	SEC. NO.	LOC.	PART NO.	SEC. NO.	LOC.	PART NO.	SEC. NO.	LOC.
59110-04H07...	591B	- 1 3-C10	59118-10H00...	591B	- 1 3-C10	59120-L1101...	595A	- 2 3-D 2	59210-03H00...	591A	- 4 3-C 7	59420-L2605...	585C	- 1 3-B13
59110-05H00...	591C	- 1 3-C12		591B	- 2 3-C11		595B	- 1 3-D 7	59210-03H01...	591A	- 4 3-C 7	59420-L2606...	585A	- 1 3-B11
59110-05H01...	591C	- 1 3-C12		591C	- 1 3-C12		595C	- 2 3-D13	59210-03H02...	591A	- 4 3-C 7		585C	- 1 3-B13
59110-05H02...	591C	- 1 3-C12		591C	- 2 3-C13		596A	- 3 3-E 5	59210-03H03...	591A	- 4 3-C 7	59420-L2607...	585C	- 1 3-B13
59110-05H03...	591C	- 1 3-C12		591C	- 3 3-C14		596C	- 3 3-E 9	59210-03H04...	591A	- 4 3-C 7	59420-L2610...	585A	- 1 3-B11
59110-05H04...	591C	- 1 3-C12		595A	- 2 3-D 2	59151-10H00...	591A	- 3 3-C 6	59210-03H05...	591A	- 4 3-C 7		585C	- 1 3-B13
59110-05H05...	591C	- 1 3-C12		595B	- 1 3-D 7		591B	- 1 3-C10	59210-03H06...	591A	- 4 3-C 7	59420-L2616...	585A	- 1 3-B11
59110-05H06...	591C	- 1 3-C12		595C	- 2 3-D13		591C	- 1 3-C12	59210-03H07...	591A	- 4 3-C 7	59420-L2617...	585A	- 1 3-B11
59110-05H07...	591C	- 1 3-C12		596A	- 2 3-E 4	59154-L1100...	591A	- 3 3-C 6	59210-03H08...	591A	- 5 3-C 8	59420-L2618...	585A	- 1 3-B11
59111-03H00...	591A	- 1 3-C 4		596C	- 2 3-E 8		591B	- 1 3-C10	59210-03H09...	591A	- 5 3-C 8	59420-L7308...	585A	- 1 3-B11
	591A	- 2 3-C 5	59118-10H01...	591A	- 3 3-C 6		591C	- 2 3-C13	59210-04H00...	591B	- 1 3-C10		585C	- 1 3-B13
59111-03H01...	591A	- 2 3-C 5		591A	- 6 3-C 9		591C	- 3 3-C14	59210-04H01...	591B	- 2 3-C11	59420-L7401...	585C	- 1 3-B13
59111-03H02...	591A	- 2 3-C 5		591B	- 1 3-C10	59154-00H00...	591A	- 3 3-C 6	59210-04H02...	591B	- 2 3-C11	59420-L7402...	585C	- 1 3-B13
59111-03H03...	591A	- 2 3-C 5		591B	- 2 3-C11	59155-L1100...	591A	- 3 3-C 6	59210-04H03...	591B	- 2 3-C11	59420-L7403...	585C	- 1 3-B13
59111-03H04...	591A	- 2 3-C 5		591C	- 1 3-C12		591B	- 1 3-C10	59210-04H04...	591B	- 2 3-C11	59420-L7408...	585A	- 1 3-B11
59111-03H05...	591A	- 2 3-C 5		591C	- 2 3-C13		591C	- 2 3-C13	59210-04H05...	591B	- 2 3-C11	59420-L7603...	585A	- 1 3-B11
59111-03H06...	591A	- 2 3-C 5		591C	- 3 3-C14		591C	- 3 3-C14	59210-04H06...	591B	- 2 3-C11	59420-L7606...	585A	- 1 3-B11
59111-03H07...	591A	- 2 3-C 5		595A	- 2 3-D 2	59155-L1110...	591A	- 3 3-C 6	59210-04H07...	591B	- 2 3-C11	59420-00H00...	585A	- 1 3-B11
59111-03H08...	591A	- 2 3-C 5		595B	- 1 3-D 7		591B	- 1 3-C10	59211-03H00...	591A	- 5 3-C 8	59420-00H01...	585A	- 1 3-B11
59111-03H09...	591A	- 2 3-C 5		595C	- 2 3-D13		591C	- 2 3-C13	59211-03H01...	591A	- 5 3-C 8	59420-00H02...	585A	- 1 3-B11
59116-10H00...	591A	- 4 3-C 7		596A	- 2 3-E 4		591C	- 4 3-C15	59211-03H02...	591A	- 5 3-C 8	59420-00H03...	585A	- 1 3-B11
	591A	- 6 3-C 9		596C	- 2 3-E 8	59155-00H00...	591A	- 3 3-C 6	59211-03H03...	591A	- 5 3-C 8	59420-00H04...	585A	- 1 3-B11
	591B	- 1 3-C10	59118-10H02...	591A	- 3 3-C 6	59156-L1100...	591A	- 3 3-C 6	59211-03H04...	591A	- 5 3-C 8	59420-03H04...	585A	- 1 3-B11
	591B	- 2 3-C11		591A	- 6 3-C 9		591B	- 1 3-C10	59211-03H05...	591A	- 5 3-C 8	59420-03H05...	585A	- 1 3-B11
	591C	- 2 3-C13		591B	- 1 3-C10		591C	- 2 3-C13	59211-03H06...	591A	- 5 3-C 8	59420-03H08...	585A	- 1 3-B11
	591C	- 3 3-C14		591B	- 2 3-C11		591C	- 3 3-C14	59211-03H07...	591A	- 5 3-C 8	59420-03H09...	585A	- 1 3-B11
	591C	- 4 3-C15		591C	- 1 3-C12	59159-10H01...	591A	- 3 3-C 6	59211-03H08...	591A	- 5 3-C 8	59420-04H03...	585C	- 1 3-B13
59117-00H00...	591A	- 2 3-C 5		591C	- 2 3-C13	59210-00H00...	591A	- 4 3-C 7	59211-03H09...	591A	- 5 3-C 8	59420-05H00...	585C	- 1 3-B13
	591B	- 1 3-C10		591C	- 3 3-C14		591A	- 4 3-C 7		591A	- 6 3-C 9	59420-05H01...	585C	- 1 3-B13
	591C	- 1 3-C12		595A	- 2 3-D 2	59210-00H02...	591A	- 4 3-C 7	59225-00H00...	591A	- 6 3-C 9	59420-05H02...	585C	- 1 3-B13
	591C	- 2 3-C13		595B	- 1 3-D 7	59210-00H03...	591A	- 4 3-C 7	59277-10H00...	591A	- 6 3-C 9	59420-05H03...	585C	- 1 3-B13
	591C	- 3 3-C14		595C	- 2 3-D13	59210-00H04...	591A	- 4 3-C 7	59285-12H00...	591C	- 3 3-C14	59420-05H04...	585C	- 1 3-B13
	595A	- 2 3-D 2		596A	- 2 3-E 4	59210-00H05...	591A	- 4 3-C 7	59360-02H00...	591C	- 3 3-C14	59431-03H00...	585A	- 2 3-B12
	595B	- 1 3-D 7		596C	- 2 3-E 8	59210-00H06...	591A	- 4 3-C 7	59360-02H01...	591C	- 3 3-C14		585C	- 2 3-B14
	596A	- 2 3-E 4	59119-L1100...	595A	- 2 3-D 2	59210-00H07...	591A	- 4 3-C 7	59360-02H02...	591C	- 3 3-C14	59433-03H00...	585A	- 2 3-B12
59117-00H10...	591A	- 6 3-C 9		595B	- 1 3-D 7	59210-00H08...	591A	- 4 3-C 7	59360-02H03...	591C	- 3 3-C14		585C	- 1 3-B13
	591B	- 2 3-C11		595C	- 2 3-D13	59210-00H09...	591A	- 4 3-C 7	59360-02H04...	591C	- 3 3-C14	59440-03H00...	585A	- 2 3-B12
	591C	- 3 3-C14		596A	- 3 3-E 5	59210-02H00...	591C	- 2 3-C13	59360-02H05...	591C	- 3 3-C14		585C	- 1 3-B13
	596C	- 2 3-E 8		596C	- 2 3-E 8	59210-02H01...	591C	- 2 3-C13	59360-02H06...	591C	- 3 3-C14	59440-10H00...	585A	- 2 3-B12
59117-01H00...	591A	- 2 3-C 5	59120-L1100...	595A	- 2 3-D 2	59210-02H02...	591C	- 2 3-C13	59360-02H07...	591C	- 3 3-C14		585C	- 1 3-B13
	595A	- 2 3-D 2		595B	- 1 3-D 7	59210-02H03...	591C	- 2 3-C13	59390-12H00...	698C	- 1 3-G10	59510-00H00...	595A	- 1 3-C16
	595C	- 2 3-D13		595C	- 2 3-D13	59210-02H04...	591C	- 2 3-C13	59395-L1900...	698C	- 1 3-G10	59510-00H01...	595A	- 1 3-C16
	596A	- 2 3-E 4		596A	- 3 3-E 5	59210-02H05...	591C	- 2 3-C13	59395-L7400...	699A	- 1 3-G12	59510-00H10...	595A	- 1 3-C16
	596C	- 2 3-E 8		596C	- 2 3-E 8	59210-02H06...	591C	- 2 3-C13		699A	- 3 3-G14	59510-00H11...	595A	- 1 3-C16
59118-10H00...	591A	- 3 3-C 6		596C	- 2 3-E 8	59210-02H07...	591C	- 2 3-C13	59420-L2602...	585C	- 1 3-B13	59510-00H11...	595A	- 1 3-C16
	591A	- 6 3-C 9		596C	- 3 3-E 9						59510-02H00...	595C	- 1 3-D12	

PART NO.	SEC. NO.	LOC.	PART NO.	SEC. NO.	LOC.	PART NO.	SEC. NO.	LOC.	PART NO.	SEC. NO.	LOC.	PART NO.	SEC. NO.	LOC.
59510-02H01...	595C	- 1 3-D12	59610-04H11...	595A	- 6 3-D 6	59710-L2700...	595A	- 4 3-D 4	59751-L1700...	595A	- 5 3-D 5	65241-00H00...	655B	- 1 3-E12
59510-02H10...	595C	- 1 3-D12		595B	- 5 3-D11		595B	- 2 3-D 8		595B	- 3 3-D 9	65241-11H00...	655A	- 1 3-E10
59510-02H11...	595C	- 1 3-D12		595C	- 6 3-E 2		595C	- 3 3-D14		595C	- 4 3-D15	65259-11H01...	655A	- 1 3-E10
59510-03H02...	595A	- 1 3-C16	59610-10H00...	595A	- 6 3-D 6	59710-L2701...	595A	- 4 3-D 4	59751-L1701...	595A	- 5 3-D 5		655B	- 1 3-E12
59510-03H03...	595A	- 1 3-C16		595B	- 4 3-D10		595B	- 2 3-D 8		595B	- 3 3-D 9	65260-11H00...	655A	- 1 3-E10
59510-03H04...	595A	- 1 3-C16		595C	- 5 3-D16		595C	- 3 3-D14		595C	- 4 3-D15		655B	- 1 3-E12
59510-03H05...	595A	- 1 3-C16	59620-L1100...	595A	- 6 3-D 6	59710-L2702...	595A	- 4 3-D 4	59751-L1702...	595A	- 5 3-D 5	65270-00H00...	655B	- 1 3-E12
59510-03H12...	595A	- 1 3-C16		595B	- 5 3-D11		595B	- 2 3-D 8		595B	- 3 3-D 9	65270-04H00...	655A	- 1 3-E10
59510-03H13...	595A	- 1 3-C16		595C	- 6 3-E 2		595C	- 3 3-D14		595C	- 4 3-D15	65280-14H00...	214	- 2 2-G 8
59510-03H14...	595A	- 1 3-C16	59675-L7400...	698C	- 2 3-G11	59710-L2703...	595A	- 4 3-D 4	59755-L1400...	595A	- 5 3-D 5	65305-00H00...	655B	- 1 3-E12
59510-03H15...	595A	- 1 3-C16	59686-01H00...	698B	- 1 3-G 9		595B	- 2 3-D 8		595A	- 6 3-D 6	65305-11H01...	655A	- 1 3-E10
59510-04H00...	595B	- 1 3-D 7	59686-01H01...	698B	- 1 3-G 9		595C	- 3 3-D14		595B	- 3 3-D 9	65320-05H00...	655A	- 1 3-E10
59510-04H10...	595B	- 1 3-D 7	59686-01H02...	698B	- 1 3-G 9	59710-L2704...	595A	- 4 3-D 4		595B	- 4 3-D10		655B	- 1 3-E12
59510-05H00...	595C	- 1 3-D12	59686-01H03...	698B	- 1 3-G 9		595B	- 2 3-D 8		595C	- 5 3-D16	65320-11H01...	655A	- 1 3-E10
59510-05H01...	595C	- 1 3-D12	59686-01H04...	698B	- 1 3-G 9		595C	- 4 3-D15					655B	- 1 3-E12
59510-05H02...	595C	- 1 3-D12	59686-01H05...	698B	- 1 3-G 9	59710-L2711...	595A	- 4 3-D 4				65338-11H01...	655A	- 2 3-E11
59510-05H03...	595C	- 1 3-D12	59686-01H06...	698B	- 1 3-G 9		595B	- 2 3-D 8					655B	- 2 3-E13
59510-05H10...	595C	- 1 3-D12	59686-01H07...	698B	- 1 3-G 9		595C	- 3 3-D14				65342-11H01...	655A	- 1 3-E10
59510-05H11...	595C	- 1 3-D12	59686-11H00...	698B	- 1 3-G 9	59721-L1100...	595A	- 4 3-D 4					655B	- 1 3-E12
59510-05H12...	595C	- 1 3-D12	59710-L1400...	595A	- 3 3-D 3		595B	- 3 3-D 9				65343-11H01...	655A	- 1 3-E10
59510-05H13...	595C	- 1 3-D12		595B	- 1 3-D 7		595C	- 4 3-D15					655B	- 1 3-E12
59519-10H00...	595A	- 3 3-D 3		595C	- 2 3-D13	59722-L1100...	595A	- 5 3-D 5				65360-11H02...	655B	- 1 3-E12
	595B	- 1 3-D 7	59710-L1401...	595A	- 4 3-D 4		595B	- 3 3-D 9				65360-11H03...	655A	- 1 3-E10
	595C	- 2 3-D13		595B	- 2 3-D 8		595C	- 4 3-D15				65364-11H02...	655A	- 1 3-E10
	596A	- 1 3-E 3		595C	- 3 3-D14	59723-L1100...	595A	- 5 3-D 5					655B	- 1 3-E12
	596C	- 1 3-E 7	59710-L1402...	595A	- 4 3-D 4		595B	- 3 3-D 9				65370-11H02...	655A	- 2 3-E11
59519-10H01...	595A	- 3 3-D 3		595B	- 2 3-D 8		595C	- 4 3-D15					655B	- 2 3-E13
	595B	- 1 3-D 7		595C	- 3 3-D14	59724-L1100...	595A	- 5 3-D 5				65380-00H04...	655B	- 2 3-E13
	595C	- 2 3-D13	59710-L1403...	595A	- 4 3-D 4		595B	- 3 3-D 9				65380-01H06...	655B	- 2 3-E13
	596A	- 1 3-E 3		595B	- 2 3-D 8		595C	- 4 3-D15				65380-11H00...	655A	- 1 3-E10
	596C	- 1 3-E 7		595C	- 3 3-D14	59751-L1400...	595A	- 5 3-D 5					655B	- 1 3-E12
59532-L2601...	595A	- 2 3-D 2	59710-L1404...	595A	- 4 3-D 4		595B	- 3 3-D 9				65380-11H01...	655A	- 1 3-E10
	595B	- 1 3-D 7		595B	- 2 3-D 8		595C	- 4 3-D15					655B	- 1 3-E12
	595C	- 2 3-D13		595C	- 3 3-D14	59751-L1401...	595A	- 5 3-D 5				65380-11H02...	655A	- 2 3-E11
	596A	- 3 3-E 5	59710-L1411...	595A	- 4 3-D 4		595B	- 3 3-D 9					655B	- 2 3-E13
	596C	- 3 3-E 9		595B	- 2 3-D 8		595C	- 4 3-D15				65380-11H03...	655A	- 2 3-E11
59610-00H00...	595A	- 6 3-D 6		595C	- 3 3-D14	59751-L1402...	595A	- 5 3-D 5					655B	- 2 3-E13
	595B	- 4 3-D10	59710-L1600...	595A	- 3 3-D 3		595B	- 3 3-D 9				65380-11H04...	655A	- 2 3-E11
	595C	- 5 3-D16		595B	- 1 3-D 7		595C	- 4 3-D15				65380-11H06...	655A	- 2 3-E11
59610-04H00...	595A	- 6 3-D 6		595C	- 2 3-D13	59751-L1403...	595A	- 5 3-D 5				65380-24H05...	655A	- 2 3-E11
	595B	- 4 3-D10		595C	- 3 3-D14		595B	- 3 3-D 9				65510-00H00...	655B	- 2 3-E13
	595C	- 6 3-E 2	59710-L1700...	595A	- 3 3-D 3		595C	- 4 3-D15				65510-01H00...	655B	- 2 3-E13
59610-04H10...	595A	- 6 3-D 6		595A	- 4 3-D 4	59751-L1404...	595A	- 5 3-D 5				65510-02H00...	655B	- 2 3-E13
	595B	- 4 3-D10		595B	- 2 3-D 8		595B	- 3 3-D 9				65510-03H00...	655B	- 2 3-E13
	595C	- 5 3-D16		595C	- 3 3-D14		595C	- 4 3-D15				65510-04H00...	655A	- 2 3-E11

6 0 0 0

PART NO.	SEC. NO.	LOC.	PART NO.	SEC. NO.	LOC.	PART NO.	SEC. NO.	LOC.	PART NO.	SEC. NO.	LOC.	PART NO.	SEC. NO.	LOC.	
65510-05H00...	655A	- 2	3-E11	69141-L1101...	691A	- 1	3-E15	69384-01H00...	580B	- 2	3-B 8	69415-10H13...	695F	- 1	3-G 2
65510-06H00...	655A	- 2	3-E11		691B	- 1	3-E16	69391-L4000...	693	- 1	3-F 4	69415-10H14...	695F	- 2	3-G 3
65510-07H00...	655A	- 2	3-E11	69143-L6800...	580C	- 2	3-B10	69392-L4000...	693	- 1	3-F 4	69416-10H01...	695B	- 2	3-F11
65520-00H00...	655A	- 2	3-E11	69164-11H00...	691A	- 1	3-E15	69394-L1100...	591A	- 3	3-C 6		695C	- 2	3-F13
	655B	- 2	3-E13		691B	- 1	3-E16		591C	- 2	3-C13		695E	- 1	3-F15
65521-L3000...	655A	- 2	3-E11	69170-L1400...	135C	- 2	2-C11	69394-L4000...	693	- 1	3-F 4		695F	- 1	3-G 2
	655B	- 2	3-E13		691A	- 1	3-E15	69395-L1100...	596A	- 2	3-E 4	69418-L1100...	695A	- 1	3-F 9
65530-L1400...	655A	- 2	3-E11		691B	- 1	3-E16		596C	- 1	3-E 7		695B	- 1	3-F10
	655B	- 2	3-E13	69171-L1100...	691A	- 1	3-E15		596C	- 2	3-E 8		695C	- 1	3-F12
65530-22H00...	655A	- 2	3-E11		691B	- 1	3-E16		693	- 4	3-F 7	69433-L1100...	695B	- 2	3-F11
	655B	- 2	3-E13	69173-L1100...	691A	- 1	3-E15		693	- 5	3-F 8		695E	- 1	3-F15
65535-L3000...	655A	- 2	3-E11		691B	- 1	3-E16	69410-10H00...	695A	- 1	3-F 9	69433-L1110...	695D	- 1	3-F14
	655B	- 2	3-E13	69197-04H00...	692	- 2	3-F 3		695B	- 1	3-F10		695E	- 2	3-F16
65830-L4001...	655A	- 1	3-E10	69197-04H01...	692	- 2	3-F 3		695C	- 1	3-F12		695F	- 2	3-G 3
	655B	- 1	3-E12	69199-04H00...	692	- 2	3-F 3	69411-L1100...	695A	- 1	3-F 9	69445-L1100...	695B	- 2	3-F11
65832-F5000...	655A	- 1	3-E10	69260-00H00...	691B	- 1	3-E16		695B	- 1	3-F10		695C	- 2	3-F13
	655B	- 1	3-E12	69260-04H00...	691A	- 1	3-E15		695C	- 1	3-F12	69445-L1101...	695D	- 1	3-F14
68105-00H00...	680	- 1	3-E14	69270-L1100...	691A	- 1	3-E15		695D	- 1	3-F14	69445-L1102...	695E	- 2	3-F16
68110-00H00...	680	- 1	3-E14		691B	- 1	3-E16		695E	- 1	3-F15		695F	- 2	3-G 3
68201-M0200...	251	- 1	2-1 7	69271-L1100...	691A	- 1	3-E15	69415-10H01...	695B	- 1	3-F10	69452-L1113...	695B	- 2	3-F11
68240-00H00...	680	- 1	3-E14		691B	- 1	3-E16		695C	- 1	3-F12		695C	- 2	3-F13
69101-04H00...	691A	- 1	3-E15	69320-04H00...	693	- 1	3-F 4		695C	- 1	3-F12		695D	- 1	3-F14
69101-04H01...	691A	- 1	3-E15	69320-04H01...	693	- 1	3-F 4	69415-10H02...	695C	- 2	3-F13		695E	- 1	3-F15
	691B	- 1	3-E16	69320-04H02...	693	- 1	3-F 4	69415-10H03...	695D	- 1	3-F14	69452-10H00...	695A	- 1	3-F 9
69107-L4000...	692	- 2	3-F 3	69320-04H03...	693	- 1	3-F 4		695E	- 2	3-F16		695B	- 1	3-F10
69108-L1110...	692	- 1	3-F 2	69320-04H05...	693	- 1	3-F 4		695F	- 2	3-G 3		695C	- 1	3-F12
69108-L1111...	692	- 1	3-F 2	69350-L1100...	693	- 2	3-F 5	69415-10H04...	695D	- 1	3-F14		695E	- 2	3-F16
69109-L1110...	692	- 1	3-F 2	69350-L7001...	693	- 2	3-F 5		695E	- 2	3-F16		695F	- 2	3-G 3
69109-L1111...	692	- 1	3-F 2		693	- 3	3-F 6	69415-10H05...	695E	- 1	3-F15		695F	- 2	3-G 3
69110-L4000...	692	- 1	3-F 2	69351-L1101...	693	- 2	3-F 5		695F	- 1	3-G 2	69452-10H01...	695D	- 1	3-F14
69111-L4000...	692	- 1	3-F 2	69352-L1101...	480	- 2	2-M 3		695F	- 1	3-G 2		695E	- 2	3-F16
69112-L1101...	692	- 1	3-F 2		580C	- 1	3-B 9	69415-10H06...	695F	- 2	3-G 3		695F	- 2	3-G 3
69113-L1101...	692	- 1	3-F 2	69353-L6000...	691A	- 1	3-E15	69415-10H07...	695B	- 1	3-F10	69454-L1100...	695A	- 1	3-F 9
69117-04H00...	692	- 1	3-F 2		691B	- 1	3-E16		695C	- 1	3-F12		695B	- 1	3-F10
69121-04H00...	692	- 1	3-F 2	69370-L1100...	580B	- 1	3-B 7	69415-10H08...	695C	- 2	3-F13		695C	- 1	3-F12
69122-11H00...	692	- 1	3-F 2		580B	- 2	3-B 8	69415-10H09...	695E	- 1	3-F15		695E	- 1	3-F15
69123-11H00...	692	- 1	3-F 2		580C	- 1	3-B 9		695F	- 1	3-G 2		695F	- 1	3-G 2
69124-L1100...	692	- 2	3-F 3		693	- 2	3-F 5	69415-10H10...	695F	- 1	3-G 2	69455-L1100...	695A	- 1	3-F 9
69125-L1100...	692	- 2	3-F 3	69371-L1100...	480	- 2	2-M 3		695D	- 1	3-F14		695B	- 1	3-F10
69127-L1100...	692	- 2	3-F 3		580A	- 2	3-B 5		695E	- 2	3-F16		695C	- 1	3-F12
69129-04H00...	692	- 2	3-F 3		580C	- 2	3-B10	69415-10H11...	695F	- 2	3-G 3		695E	- 1	3-F15
69129-11H00...	692	- 2	3-F 3		691A	- 1	3-E15	69415-10H12...	695D	- 1	3-F14		695F	- 1	3-G 2
69139-L1110...	692	- 1	3-F 2		691B	- 1	3-E16		695E	- 2	3-F16	69466-02H00...	695A	- 1	3-F 9
69139-L1111...	692	- 1	3-F 2		693	- 3	3-F 6		695F	- 2	3-G 3	69466-02H01...	695B	- 1	3-F10
69140-L1100...	692	- 1	3-F 2					69415-10H13...	695E	- 1	3-F15	69466-02H02...	695C	- 1	3-F12

PART NO.	SEC. NO.	LOC.	PART NO.	SEC. NO.	LOC.	PART NO.	SEC. NO.	LOC.	PART NO.	SEC. NO.	LOC.	PART NO.	SEC. NO.	LOC.
69638-05H00...	698C	- 1 3-G10	69694-L1105...	697B	- 2 3-G 7	69735-13H12...	699A	- 3 3-G14	69978-03H00...	596A	- 4 3-E 6	87500-L1100...	871	- 1 3-I 2
69638-05H01...	698C	- 1 3-G10	69694-L1611...	698A	- 1 3-G 8	69735-13H14...	699A	- 2 3-G13	69978-15H00...	596C	- 3 3-E 9	87501-L1100...	871	- 1 3-I 2
69638-05H02...	698C	- 1 3-G10	69694-L1613...	698A	- 1 3-G 8		699A	- 3 3-G14				88642-W6001...	655A	- 1 3-E10
69640-04H01...	697A	- 1 3-G 4	69694-L2600...	698C	- 2 3-G11	69737-03H04...	699A	- 1 3-G12					655B	- 1 3-E12
69640-11H00...	697B	- 1 3-G 6	69694-L2602...	698C	- 1 3-G10		699B	- 1 3-G15	7 0 0 0 0					
69641-04H00...	697A	- 1 3-G 4	69694-L2603...	698C	- 1 3-G10		699C	- 1 3-G16						
	697B	- 1 3-G 6	69694-L2604...	698C	- 2 3-G11	69737-03H05...	699A	- 1 3-G12				9 0 0 0 0		
69642-04H00...	697A	- 2 3-G 5	69694-L2607...	698A	- 1 3-G 8		699B	- 1 3-G15	73710-00H00...	737B	- 1 3-H 4			
69642-11H01...	697B	- 1 3-G 6	69694-L2612...	698A	- 1 3-G 8		699C	- 1 3-G16	73710-04H00...	737A	- 1 3-H 2			
69643-L1400...	697B	- 1 3-G 6	69694-L6307...	698C	- 2 3-G11	69738-13H00...	698A	- 1 3-G 8	73720-04H00...	737A	- 1 3-H 2	91017-90013...	233C	- 1 2-H12
69643-04H00...	697A	- 2 3-G 5	69694-00H01...	698A	- 1 3-G 8	69740-03H00...	699A	- 1 3-G12	73720-11H00...	737B	- 1 3-H 4	96907-L1100...	991A	- 1 3-J 2
69648-11H00...	697A	- 1 3-G 4	69694-11H01...	697A	- 2 3-G 5		699A	- 2 3-G13	73721-04H00...	737A	- 1 3-H 2	97813-L3205...	991A	- 1 3-J 2
	697B	- 1 3-G 6		697B	- 1 3-G 6	69740-03H01...	699A	- 1 3-G12	73721-11H00...	737B	- 1 3-H 4	97830-L1101...	991A	- 1 3-J 2
69657-15H01...	596C	- 1 3-E 7	69694-11H02...	697A	- 2 3-G 5		699A	- 2 3-G13	73730-00H00...	737B	- 1 3-H 4	97833-L1100...	991A	- 1 3-J 2
69660-11H01...	697A	- 1 3-G 4		697B	- 2 3-G 7	69740-13H01...	699A	- 1 3-G12	73730-04H00...	737A	- 1 3-H 2	97835-10H00...	991A	- 1 3-J 2
	697B	- 1 3-G 6	69694-11H03...	698C	- 1 3-G10		699A	- 2 3-G13	73760-00H00...	737B	- 1 3-H 4	97836-10H00...	991A	- 1 3-J 2
69660-11H02...	697A	- 1 3-G 4	69694-11H07...	698C	- 2 3-G11	69760-03H00...	699A	- 1 3-G12	73760-01H00...	737B	- 1 3-H 4	97837-10H00...	991A	- 1 3-J 2
69660-11H03...	697A	- 1 3-G 4	69694-11H08...	698C	- 2 3-G11		699A	- 2 3-G13	73760-04H00...	737A	- 1 3-H 2	97838-10H00...	991A	- 1 3-J 2
	697B	- 1 3-G 6	69694-13H00...	698A	- 1 3-G 8	69763-L8500...	699A	- 1 3-G12	73760-05H00...	737A	- 1 3-H 2	97839-11H00...	991A	- 1 3-J 2
69662-L1100...	480	- 2 2-M 3	69694-13H01...	698A	- 1 3-G 8		699A	- 3 3-G14	73761-01H00...	737B	- 1 3-H 4	97861-L2005...	991A	- 2 3-J 3
	693	- 2 3-F 5	69694-13H02...	698A	- 1 3-G 8	69764-13H02...	699A	- 1 3-G12	73761-04H00...	737A	- 1 3-H 2	99057-14H00...	991A	- 1 3-J 2
	693	- 3 3-F 6	69694-13H03...	698A	- 1 3-G 8		699A	- 2 3-G13	73761-05H00...	737A	- 1 3-H 2	99064-05H00...	991A	- 1 3-J 2
69664-10H00...	698A	- 1 3-G 8	69694-22H00...	698A	- 1 3-G 8	69825-03H00...	698C	- 1 3-G10	73785-11H00...	737A	- 1 3-H 2	99064-10H00...	991A	- 1 3-J 2
69664-12H00...	698C	- 1 3-G10	69695-L9000...	497A	- 1 2-M 8	69825-03H01...	698C	- 1 3-G10	73790-00H00...	737B	- 2 3-H 5	99064-11H00...	991A	- 1 3-J 2
69666-02H00...	698C	- 2 3-G11		697A	- 1 3-G 4	69825-03H04...	698C	- 1 3-G10	73790-04H00...	737A	- 2 3-H 3	99064-20H00...	991A	- 1 3-J 2
69666-10H00...	698A	- 1 3-G 8		697A	- 2 3-G 5	69825-03H05...	698C	- 1 3-G10	74510-00H00...	740B	- 1 3-H 7	99064-21H00...	991A	- 1 3-J 2
	698C	- 2 3-G11		697B	- 1 3-G 6	69825-03H06...	698C	- 1 3-G10	74510-11H00...	740A	- 1 3-H 6	99070-L2810...	991A	- 2 3-J 3
69672-04H00...	697A	- 2 3-G 5	69724-13H00...	697B	- 1 3-G 6	69825-03H07...	698C	- 1 3-G10	74521-L1100...	655A	- 1 3-E10	99070-L3010...	991B	- 1 3-J 4
69672-11H01...	697B	- 2 3-G 7	69724-13H01...	697B	- 1 3-G 6	69825-03H14...	698C	- 1 3-G10		655B	- 1 3-E12	99086-11H01...	991A	- 1 3-J 2
69674-04H00...	697A	- 2 3-G 5	69735-13H00...	698C	- 1 3-G10	69825-03H15...	698C	- 1 3-G10	74556-00H00...	740B	- 1 3-H 7	99088-11H05...	991A	- 1 3-J 2
	697B	- 2 3-G 7	69735-13H03...	699A	- 1 3-G12	69825-13H00...	697B	- 2 3-G 7	74593-04H00...	500A	- 1 3-B 2	99450-97014...	111C	- 2 2-B12
	698C	- 1 3-G10		699A	- 3 3-G14	69840-03H00...	699A	- 3 3-G14		500B	- 1 3-B 3	99450-97112...	111C	- 2 2-B12
69675-11H00...	697A	- 2 3-G 5	69735-13H04...	699A	- 1 3-G12	69840-03H01...	699A	- 2 3-G13	74616-34900...	591A	- 3 3-C 6	99500-L1400...	995	- 1 3-J 5
	697B	- 1 3-G 6		699A	- 3 3-G14	69840-03H02...	699A	- 2 3-G13		591C	- 2 3-C13	99500-L1401...	995	- 1 3-J 5
69675-11H01...	697A	- 1 3-G 4	69735-13H05...	699A	- 1 3-G12	69910-00H00...	596A	- 1 3-E 3	74906-04H00...	740A	- 1 3-H 6	99500-L2200...	995	- 1 3-J 5
69682-L1100...	697B	- 1 3-G 6		699A	- 3 3-G14	69910-02H00...	596C	- 1 3-E 7	74907-04H00...	740A	- 1 3-H 6	99500-L2210...	995	- 1 3-J 5
69690-L1102...	497A	- 1 2-M 8	69735-13H06...	699A	- 2 3-G13	69910-03H00...	596A	- 1 3-E 3	76818-11H00...	737A	- 2 3-H 3	99500-L3200...	995	- 1 3-J 5
	497B	- 1 2-M 9		699A	- 3 3-G14	69910-05H00...	596C	- 1 3-E 7		737B	- 1 3-H 4	99520-L0100...	995	- 1 3-J 5
69690-L1103...	497B	- 1 2-M 9	69735-13H08...	699A	- 1 3-G12	69911-00H00...	596A	- 1 3-E 3				99525-01A00...	995	- 1 3-J 5
69690-L7400...	310	- 1 2-J 2		699A	- 3 3-G14	69911-02H00...	596C	- 1 3-E 7				99543-L1100...	995	- 2 3-J 6
69690-00H00...	497A	- 1 2-M 8	69735-13H09...	699A	- 2 3-G13	69911-03H00...	596A	- 1 3-E 3	8 0 0 0 0			99545-L0100...	995	- 2 3-J 6
	497B	- 1 2-M 9		699A	- 3 3-G14	69911-05H00...	596C	- 1 3-E 7				99546-L0100...	995	- 2 3-J 6
	697A	- 1 3-G 4	69735-13H10...	699A	- 2 3-G13	69976-00H00...	596A	- 1 3-E 3				99548-L0101...	995	- 1 3-J 5
	697B	- 2 3-G 7		699A	- 3 3-G14	69976-03H00...	596A	- 1 3-E 3				99550-48200...	995	- 2 3-J 6
69694-L1105...	697A	- 2 3-G 5	69735-13H12...	699A	- 2 3-G13	69978-00H00...	596A	- 4 3-E 6				99552-14800...	995	- 2 3-J 6

FICHE

1-M14

PART NUMBER INDEX

PART NO.	SEC. NO.	LOC.	PART NO.	SEC. NO.	LOC.	PART NO.	SEC. NO.	LOC.	PART NO.	SEC. NO.	LOC.
99553-73200...	995	- 2	3-J	6							
99591-89910...	995	- 1	3-J	5							

FICHE

1-M15

ADDITIONAL PART NUMBER INDEX

PART NO.	SEC. NO.	LOC.	PART NO.	SEC. NO.	LOC.	PART NO.	SEC. NO.	LOC.	PART NO.	SEC. NO.	LOC.	PART NO.	SEC. NO.	LOC.
01351-22124...	110C-2	2-B 9												
01648-00024...	110C-2	2-B 9												
01648-00224...	110C-2	2-B 9												
01648-02134...	110C-2	2-B 9												
15302-76200...	152C-1	2-D 2												
21303-T3470...	213C-1	2-G 6												
43300-L1309...	433A-1	2-K 8												
43321-L1110...	433A-1	2-K 8												
47211-L0101...	433A-1	2-K 8												
58572-04H00...	591B-2	3-C11												
69454-L1100...	695D-1	3-F14												
69455-L1100...	695D-1	3-F14												
69471-04H03...	695D-1	3-F14												
69471-04H04...	695D-1	3-F14												
69690-L1105...	697A-2	3-G 5												





NISSAN MOTOR CO., LTD.

Parts Division
Engineering Department

Printed in Japan